

TRUMPET DIATONICS

a poetic training in Music Literacy

Heart Mind Bell



JC HEISLER

Heart Mind Bell
Trumpet Diatonics©

By JC Heisler

Copyright © 2008 by John-Curtis J. Heisler

All rights reserved. No part of this publication may be reproduced, distributed, or transmitted in any form or by any means, including photocopying, recording, or other electronic or mechanical methods, without the prior written permission of the publisher, except in the case of brief quotations embodied in critical reviews and certain other noncommercial uses permitted by copyright law. For permission requests, write to the publisher, addressed “Attention: Permissions Coordinator,” at the address below.

www.jcheisler.com

Heart Mind Bell

Trumpet Diatonics ©

a poetic training in coordination

Trumpet Diatonics © is a poetic training in the coordinations required to build skill. My method orders the ears to hear the choreography within the cadences of tonality. The practices prescribed in this volume are deliberately graded to protect the musician from mental fatigue and physical injury. Trumpet Diatonics © orders technical advancement, while maintaining a prodigious emphasis on developing a clear aural literacy.

Heart, Mind, Bell ©

My Mission has always been the same; *uplift* through music, the *creation* of community, and *elevation* through excellence in education and performance.

A Community of Excellence in Music: Experience, Experience

Experience the Flow of Musical Intention as We Practice Together
Learn Awareness through Musical Performance
Share and Create a Communal Repertoire

Practice

The goal of practice is to learn to recognize and accept through repetition, in order to unapologetically perform your unique conception with genuine abandonment in the purest honest expression so that music arrests your complete attention, captivating true devotion to your own talent, artistic inspirations, and developing abilities.

Attitude

Learning a new skill requires an attitude of courage. Courage requires a persistent devotion to a defined goal, consistent discipline, inspired curiosity, knowledgeable creativity, and unwavering faith in your abilities. Courage is exciting because it attests to a hope in an unknown. Courageous repetitions manifest exponential growth, realize deep understanding, and awaken lasting confidence.

Views to Mastery

Trumpet Diatonics © builds skill. Skill is coordination. Coordination is acquired through repetition ordered by the ear. Without a thorough and certain aural concept of the sounds to be performed, developing motor-skills will be disorganized and executed in uncertainty. Trumpet Diatonics © specifies “12 Views to Mastery” that stimulate the mind, command attention, focus the ears, and coordinate the body through deliberate repetition. These twelve perspectives offer a thorough practice guide to musical cognition and physical response.

Trumpet Diatonics © by JC Heisler
All Rights Reserved
jcheisler@me.com
www.jcheisler.com

Tonality

It is our very nature to hear within a diatonic tonal reference. These 28 Lessons have been composed in an effort to build technical skill directed by the pupil's natural fluency of aural cognition; where the entire body is coordinated by the innate vividness of the musician's aural imagination. These Lessons address the Major, Natural Minor, Harmonic Minor, Melodic Minor, Chromatic and Whole Tone tonalities.

Tonality's Choreography

There is a Choreography to Tonality in Western Music which is dependent on Chromaticism, the Equal Tempered Twelve-Tone Octave. Two semi-tones make a whole-tone. Tonality is expressed with specific combinations of these two intervals as they cadence within the octave. Each and every person shares a common relationship to tonality. Musical communication would not be possible otherwise. It is our nature to hear resolutions within a diatonic tonal reference. All the repertoire contained within Trumpet Diatonics © has been composed to this specific end; to build technical skill coordinating freedom under the mandate and primacy of the ear through the mastery of tonal literacy.

Technique, Conceptualization, and Imitation

To create is to act on an inspiration and desire to imitate. Imitation inspires conceptualization. Imitation also facilitates the necessary skills required to develop your own unique artistic concept. Performance is ordered to this integral end; to *express your musical conceptualization*, not a technique.

Rules

Play what you clearly hear.
Always play by ear.
Perform; do not practice.
Practice; do not perform.
Tonality is gravity; it forms all technique.
Have a goal; Make a plan.
Perform "practice cell" without stopping.
Express a meter; not a tempo.
Rest as much as you play.
Express music on every repetition.
To repeat is not to fail.
Play the way that works for you; Solve.
Develop through habits of ease.
Be consistent in your effort, persist.
Think for yourself.
Do not be afraid.
Love what you are doing.

Trumpet Diatonics Trumpet Ranges

A musical staff in treble clef showing the diatonic scale for a trumpet. The notes are: C4 (pedal), C4, D4, E4, F4, G4, A4, B4, C5, D5, E5, F5, G5, A5, B5, C6. The staff is divided into five ranges by brackets above the notes:

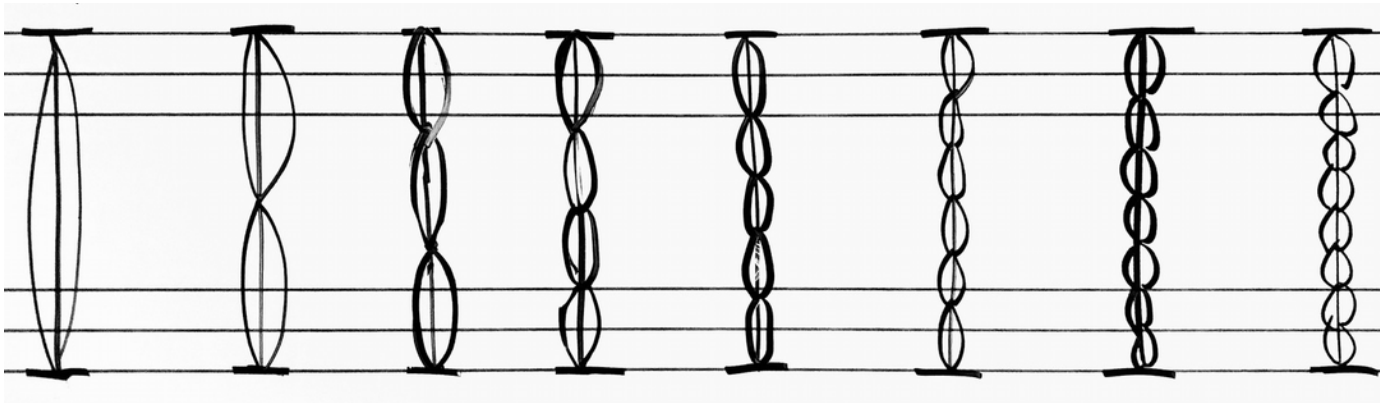
- Pedal Range:** C4
- Focus Pedal Range:** C4, D4, E4, F4, G4, A4, B4
- Low Range:** C4, D4, E4, F4, G4, A4, B4, C5
- Middle Range:** C5, D5, E5, F5, G5, A5, B5
- High Range:** C5, D5, E5, F5, G5, A5, B5, C6

Trumpet Diatonics

Harmonic Series

JC Heisler

1:1 2:1 3:1 4:1 5:1 6:1 7:1 8:1



Harmonic Series

1:1 2:1 3:1 4:1 5:1 6:1 7:1 8:1

Fundamental

A musical staff in treble clef showing the harmonic series. The notes are: Fundamental (C2), C3, G2, C3, E2, G2, Bb1, C3. The notes are placed on the staff lines and spaces. The 7th harmonic (Bb1) has a flat symbol, and the 8th harmonic (C3) has a sharp symbol.

Chromatic Range of Harmonic Series Ratios

1:1 2:1

3:1 4:1

5:1 6:1

7:1 8:1

A series of four musical staves in treble clef, each showing a chromatic range of notes. The first staff shows the 1:1 and 2:1 ratios, with notes from C#2 to C3. The second staff shows the 3:1 and 4:1 ratios, with notes from C#2 to C3. The third staff shows the 5:1 and 6:1 ratios, with notes from C#2 to C3. The fourth staff shows the 7:1 and 8:1 ratios, with notes from C#2 to C3. Brackets are used to group the notes for each ratio.

Heart Mind Bell©

The Seven Bugles & The Harmonic Series

JC Heisler

These Seven Tiers of Heart Mind Bell© are defined by the valve combinations that reflect the acoustical properties of the trumpet and their corresponding pitches. The Tiers are repetitive as each covers a specific range of notes. For example, Tier Two is comprised of all seven valve combinations that produce actual notes on the trumpet 0, 2, 1, 12, 23, 13, 123. These produce the notes: Low C, B, (Bb/A#), A, (Ab/G#), G, (Gb/F#). The ease and centering of resonance over the entire range of the trumpet is dependent on the accurate execution of these lowest notes in Tier Two. This is why Heart Mind Bell© connects all of the following Tiers with this Tier Two.

Tier Three makes up the same fingerings 0, 2, 1, 12, 23, 13, 123. However, the corresponding pitches are: Middle G, (Gb/F#), F, E, (Eb/D#), D, (Db/C#). Tier Four is expressed with the valve combinations 0, 2, 1, 12, 23, or pitches: Middle High C, B, (Bb/A#), A, (Ab/G#). See *Below*...

The thorough coordination of tone production and flexibility attained within each Tier presents a clear and graded framework for accurate and comfortable skill building.

The musical notation shows seven tiers of notes on a single staff. Each tier is bracketed and labeled. Below each tier, the corresponding notes and valve combinations are listed. The notes are: Tier 2 (C, B, Bb, A, Ab, G, F#), Tier 3 (G, F#, F, E, Eb, D, C#, C, B, Bb, A, Ab), Tier 4 (C, B, Bb, A, Ab, G, F#, F, E, Eb, D, C#, C), Tier 5 (E, Eb, D, C#, C, B, Bb, A, Ab), Tier 6 (G, F#, F, E, Eb, D, C#, C), Tier 7 (G, F#, F, E, Eb, D, C#, C). The fingering patterns are: Tier 2 (0, 2, 1, 12, 23, 13, 123), Tier 3 (0, 2, 1, 12, 23, 13, 123), Tier 4 (0, 2, 1, 12, 23), Tier 5 (0, 2, 1, 12), Tier 6 (0, 2, 1), Tier 7 (0, 2, 1, 12, 23). The notes are grouped into ratios: 2:1, 3:1, 4:1, 5:1, 6:1, 8:1.

Tier	Notes	Valve Combinations	Fingering
Tier 2	C, B, Bb, A, Ab, G, F#	0, 2, 1, 12, 23, 13, 123	0, 2, 1, 12, 23, 13, 123
Tier 3	G, F#, F, E, Eb, D, C#, C, B, Bb, A, Ab	0, 2, 1, 12, 23, 13, 123	0, 2, 1, 12, 23, 13, 123
Tier 4	C, B, Bb, A, Ab, G, F#, F, E, Eb, D, C#, C	0, 2, 1, 12, 23	0, 2, 1, 12, 23
Tier 5	E, Eb, D, C#, C, B, Bb, A, Ab	0, 2, 1, 12	0, 2, 1, 12
Tier 6	G, F#, F, E, Eb, D, C#, C	0, 2, 1	0, 2, 1
Tier 7	G, F#, F, E, Eb, D, C#, C	0, 2, 1, 12, 23	0, 2, 1, 12, 23

Trumpet Diatonics

Seven Bugles & The Harmonic Series

JC Heisler

During Rests:

- Inhale for a natural, free release.

- Remove and replace mouthpiece,

in coordination with aperture

formation, at the release of the air.

Use Who and Pooh Attacks

Play softly.

2:1

C 0 B 2 Bb 1 A 12 Ab 23 G 13 F# 123

3:1

G 0 F# 2 F 1 E 12 Eb 23 D 13 C# 123

4:1

C 0 B 2 Bb 1 A 12 Ab 23 G 13 F# 123

5:1

E 0 D# 2 D 1 C# 12 C 23 B 13 A# 123

6:1















G 0 F# 2 F 1 E 12 Eb 23 D 13 C# 123

7:1




















Bb 0 A 2 Ab 1 G 12 Gb 23 F 13 E 123

8:1


C 0 B 2 Bb 1 A 12 Ab 23 G 13 F# 123

0	 <p>G (0) <i>sol</i></p>	 <p>C (0) <i>do</i></p>
2	 <p>F# (2) <i>fi</i></p>	 <p>B (2) <i>ti</i></p>
1	 <p>F (1) <i>fa</i></p>	 <p>Bb (1) <i>te</i></p>
12	 <p>E (12) <i>mi</i></p>	 <p>A (12) <i>la</i></p>
23	 <p>Eb (23) <i>me</i></p>	 <p>Ab (23) <i>le</i></p>
13	 <p>D (13) <i>re</i></p>	 <p>G (13) <i>sol</i></p>
123	 <p>C# (123) <i>di</i></p>	 <p>F# (123) <i>fi</i></p>

Trumpet Diatonics

0	 <p>G (0) <i>sol</i></p>	 <p>C (0) <i>do</i></p>	 <p>E (0) <i>mi</i></p>	 <p>G (0) <i>sol</i></p>
2	 <p>F# (2) <i>fi</i></p>	 <p>B (2) <i>ti</i></p>	 <p>E_b (2) <i>me</i></p>	 <p>F# (2) <i>fi</i></p>
1	 <p>F (1) <i>fa</i></p>	 <p>B_b (1) <i>te</i></p>	 <p>D (1) <i>re</i></p>	 <p>F (1) <i>fa</i></p>
12	 <p>E (12) <i>mi</i></p>	 <p>A (12) <i>la</i></p>	 <p>C# (12) <i>di</i></p>	
23	 <p>E_b (23) <i>me</i></p>	 <p>A_b (23) <i>le</i></p>		
13	 <p>D (13) <i>re</i></p>			
123	 <p>C# (123) <i>di</i></p>			

0



C
(0)
do

2




B
(2)
ti

1




Bb
(1)
te

12




A
(12)
la

23




Ab
(23)
le

③




First staff of exercise 3, starting with a treble clef and a circled number 3. It contains a melodic line with a slur over the first three measures and a fermata over the final note.




Second staff of exercise 3, continuing the melodic line with a slur over the first two measures and a fermata over the final note.


④



First staff of exercise 4, starting with a treble clef and a circled number 4. It contains a melodic line with a slur over the first three measures and a fermata over the final note.




Second staff of exercise 4, continuing the melodic line with a slur over the first two measures and a fermata over the final note.



Third staff of exercise 4, continuing the melodic line with a slur over the first two measures and a fermata over the final note.

⑤



First staff of exercise 5, starting with a treble clef and a circled number 5. It contains a melodic line with a slur over the first three measures and a fermata over the final note.




Second staff of exercise 5, continuing the melodic line with a slur over the first two measures and a fermata over the final note.



Third staff of exercise 5, continuing the melodic line with a slur over the first two measures and a fermata over the final note.

Lesson 3

① T3 7 Bugles Up: (123) (13) (23) (12) (1) (2) (0)



② T2 7 Bugles Up: (123) (13) (23) (12) (1) (2) (0)




③ T4 7 Bugles Up: (123) (13) (23) (12) (1) (2) (0)



Lesson 4

①



②



③

④

⑤

Heart Mind Bell

T3 First Studies

Play Evenly

JC Heisler

① *7 Bugles Down: (0) (2) (1) (12) (23) (13) (123)*




② *7 Bugles Up: (123) (13) (23) (12) (1) (2) (0)*



③



④



⑤ *Interval Measurements*

Two staves of musical notation for exercise 5. The first staff contains four measures of music, each with a slur under two notes and repeat signs. The notes are G4, A4, B4, C5, D5, E5, F5, G5. The second staff contains two measures of music, each with a slur under eight notes and repeat signs. The notes are G4, A4, B4, C5, D5, E5, F5, G5, A5, B5, C6, D6, E6, F6, G6.

⑥

Two staves of musical notation for exercise 6. The first staff contains four measures of music, each with a slur under two notes and repeat signs. The notes are G4, A4, B4, C5, D5, E5, F5, G5. The second staff contains two measures of music, each with a slur under eight notes and repeat signs. The notes are G4, A4, B4, C5, D5, E5, F5, G5, A5, B5, C6, D6, E6, F6, G6.


⑦

Two staves of musical notation for exercise 7. The first staff contains four measures of music, each with a slur under two notes and repeat signs. The notes are G4, A4, B4, C5, D5, E5, F5, G5. The second staff contains two measures of music, each with a slur under eight notes and repeat signs. The notes are G4, A4, B4, C5, D5, E5, F5, G5, A5, B5, C6, D6, E6, F6, G6.



⑧

Two staves of musical notation for exercise 8. The first staff contains four measures of music, each with a slur under two notes and repeat signs. The notes are G4, A4, B4, C5, D5, E5, F5, G5. The second staff contains two measures of music, each with a slur under eight notes and repeat signs. The notes are G4, A4, B4, C5, D5, E5, F5, G5, A5, B5, C6, D6, E6, F6, G6.


9




10



11




12



13



14




15 *Interval Measurements*



16



17




18



19



20



21



22




23 *Lacing*

24



25



26




27 *Oblique Measurements*

28




29


30



42




43 *Turning*



44



45



46



47 *Articulations*


48



49



50



51

52




53




54



55



56



57



58



59



60




61



62




63




64



65



66



67 63+65



68 63+64



69 63+66




70 64+63




71 64+65



72 64+66




73 65+63



74 65+64



75 65+66



76 66+63



77 66+64



78 66+65



79 *Flow*

80



Heart Mind Bell

T2 First Studies

Play Evenly

JC Heisler



① *7 Bugles Down: (0) (2) (1) (12) (23) (13) (123)*

② *7 Bugles Up: (123) (13) (23) (12) (1) (2) (0)*



③

④


⑤ *Interval Measurements*




⑥



⑦



⑧



9

10

11

12

13

14

15 *Interval Measurements*

16

17

18

19



20



21



22




23 *Lacing*

24



25



26



27 *Oblique Measurements*

28




29


30




31



32



33




34



35 *Contrary Measurements*

36




37


38



39



40



41



42




43

Turning




44



45



46



47

Articulations


48




49



50




51 52




Musical staff 51-52: Treble clef, 8 measures. Measure 51 starts with a circled '51'. Measure 52 starts with a circled '52'. The staff contains eighth notes with various accidentals (sharps, flats) and slurs.

53




Musical staff 53: Treble clef, 8 measures. Measure 53 starts with a circled '53'. The staff contains eighth notes with various accidentals and slurs, ending with a repeat sign.

54




Musical staff 54: Treble clef, 8 measures. Measure 54 starts with a circled '54'. The staff contains eighth notes with various accidentals and slurs, ending with a repeat sign.

55




Musical staff 55: Treble clef, 8 measures. Measure 55 starts with a circled '55'. The staff contains eighth notes with various accidentals and slurs.

56



Musical staff 56: Treble clef, 8 measures. Measure 56 starts with a circled '56'. The staff contains eighth notes with various accidentals and slurs.

57



Musical staff 57: Treble clef, 8 measures. Measure 57 starts with a circled '57'. The staff contains eighth notes with various accidentals and slurs.




Musical staff 58: Treble clef, 8 measures. The staff contains eighth notes with various accidentals and slurs, ending with a repeat sign.

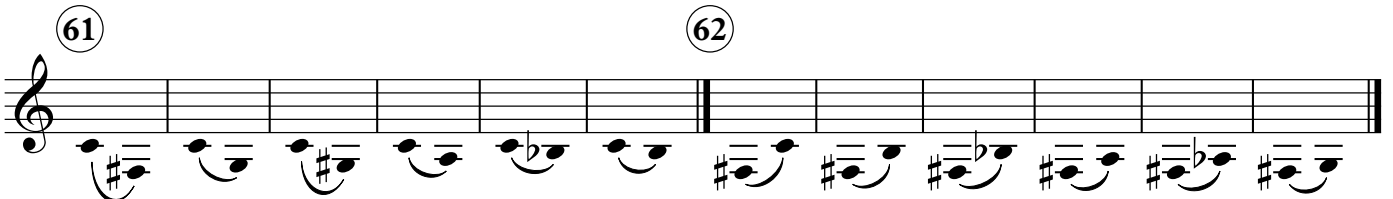
58




59




60




61



62




63



64



65



66



67 63+65

Exercise 67 consists of two staves of music. The first staff contains three measures of music. The notes are: G4, A4, B4, C5 (with a sharp sign) in the first measure; B4, A4, G4, F4 (with a flat sign) in the second measure; and G4, A4, B4, C5 (with a sharp sign) in the third measure. The second staff contains three measures of music. The notes are: G4, A4, B4, C5 (with a sharp sign) in the first measure; B4, A4, G4, F4 (with a flat sign) in the second measure; and G4, A4, B4, C5 (with a sharp sign) in the third measure. All notes are beamed together and have a slur underneath.

68 63+64

Exercise 68 consists of two staves of music. The first staff contains three measures of music. The notes are: G4, A4, B4, C5 (with a sharp sign) in the first measure; B4, A4, G4, F4 (with a flat sign) in the second measure; and G4, A4, B4, C5 (with a sharp sign) in the third measure. The second staff contains three measures of music. The notes are: G4, A4, B4, C5 (with a sharp sign) in the first measure; B4, A4, G4, F4 (with a flat sign) in the second measure; and G4, A4, B4, C5 (with a sharp sign) in the third measure. All notes are beamed together and have a slur underneath.

69 63+66

Exercise 69 consists of two staves of music. The first staff contains three measures of music. The notes are: G4, A4, B4, C5 (with a sharp sign) in the first measure; B4, A4, G4, F4 (with a flat sign) in the second measure; and G4, A4, B4, C5 (with a sharp sign) in the third measure. The second staff contains three measures of music. The notes are: G4, A4, B4, C5 (with a sharp sign) in the first measure; B4, A4, G4, F4 (with a flat sign) in the second measure; and G4, A4, B4, C5 (with a sharp sign) in the third measure. All notes are beamed together and have a slur underneath.

70 64+63

Exercise 70 consists of two staves of music. The first staff contains three measures of music. The notes are: G4, A4, B4, C5 (with a sharp sign) in the first measure; B4, A4, G4, F4 (with a flat sign) in the second measure; and G4, A4, B4, C5 (with a sharp sign) in the third measure. The second staff contains three measures of music. The notes are: G4, A4, B4, C5 (with a sharp sign) in the first measure; B4, A4, G4, F4 (with a flat sign) in the second measure; and G4, A4, B4, C5 (with a sharp sign) in the third measure. All notes are beamed together and have a slur underneath.

71 64+65

Exercise 71 consists of two measures, 64 and 65. Each measure contains two staves of music. The first staff of each measure has a treble clef and a key signature of one sharp (F#). The notes are: G4 (quarter), A4 (quarter), B4 (quarter), C5 (quarter), D5 (quarter), E5 (quarter), F#5 (quarter), G5 (quarter). The second staff of each measure has a treble clef and a key signature of one flat (Bb). The notes are: G4 (quarter), F#4 (quarter), E4 (quarter), D4 (quarter), C4 (quarter), B3 (quarter), A3 (quarter), G3 (quarter). The notes in both staves of each measure are beamed together and have a slur underneath.

72 64+66

Exercise 72 consists of two measures, 64 and 66. Each measure contains two staves of music. The first staff of each measure has a treble clef and a key signature of one sharp (F#). The notes are: G4 (quarter), A4 (quarter), B4 (quarter), C5 (quarter), D5 (quarter), E5 (quarter), F#5 (quarter), G5 (quarter). The second staff of each measure has a treble clef and a key signature of one flat (Bb). The notes are: G4 (quarter), F#4 (quarter), E4 (quarter), D4 (quarter), C4 (quarter), B3 (quarter), A3 (quarter), G3 (quarter). The notes in both staves of each measure are beamed together and have a slur underneath.


73 65+63

Exercise 73 consists of two measures, 65 and 63. Each measure contains two staves of music. The first staff of each measure has a treble clef and a key signature of one sharp (F#). The notes are: G4 (quarter), A4 (quarter), B4 (quarter), C5 (quarter), D5 (quarter), E5 (quarter), F#5 (quarter), G5 (quarter). The second staff of each measure has a treble clef and a key signature of one flat (Bb). The notes are: G4 (quarter), F#4 (quarter), E4 (quarter), D4 (quarter), C4 (quarter), B3 (quarter), A3 (quarter), G3 (quarter). The notes in both staves of each measure are beamed together and have a slur underneath.

74 65+64

Exercise 74 consists of two measures, 65 and 64. Each measure contains two staves of music. The first staff of each measure has a treble clef and a key signature of one sharp (F#). The notes are: G4 (quarter), A4 (quarter), B4 (quarter), C5 (quarter), D5 (quarter), E5 (quarter), F#5 (quarter), G5 (quarter). The second staff of each measure has a treble clef and a key signature of one flat (Bb). The notes are: G4 (quarter), F#4 (quarter), E4 (quarter), D4 (quarter), C4 (quarter), B3 (quarter), A3 (quarter), G3 (quarter). The notes in both staves of each measure are beamed together and have a slur underneath.

75 65+66




76 66+63




77 66+64




78 66+65




79 *Flow*




80




81 *T3 - T2*



82 *T2 - T3*



83 *T3 - T2*



84 *T2 - T3*



85 86

87 88


89 T3 - T2

90 T2 - T3


91 T3 - T2

92 T2 - T3



93) T3 - T2 *Play Evenly with No Fermatas*



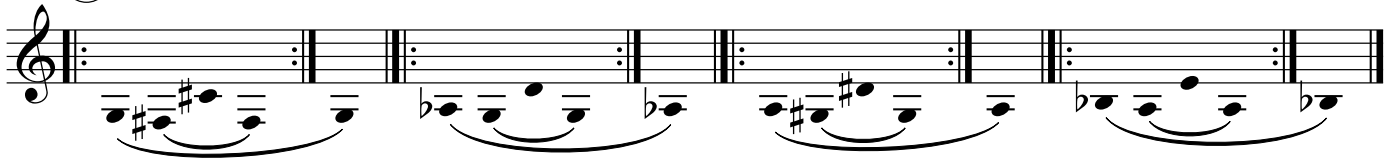
94)






95) T2 - T3 *Play Evenly with No Fermatas*




96




97 T3 - T2 Play Evenly with No Fermatas





98




99 T2 - T3







100

⑤ *Interval Measurements*



⑥



⑦



⑧



9



10




11



12



13



14



15 *Interval Measurements*



16



17




18




31




32



33



34



35 *Contrary Measurements*



36




37




38




39




40



41



42



43 *Turning*



44



45



46



47 *Articulations*

48




49



50



51 52




Two musical staves. Staff 51 contains measures 51 and 52. Staff 52 contains measures 53 and 54. The music is written in treble clef with a key signature of one sharp (F#). It features eighth and quarter notes, often beamed together, with various accidentals (sharps and flats) and slurs.

53



Musical staff 53, containing measures 55 and 56. The notation continues with eighth and quarter notes, including slurs and accidentals.

54



Musical staff 54, containing measures 57 and 58. The notation continues with eighth and quarter notes, including slurs and accidentals.

55



Musical staff 55, containing measures 59 and 60. The notation continues with eighth and quarter notes, including slurs and accidentals.

56



Musical staff 56, containing measures 61 and 62. The notation continues with eighth and quarter notes, including slurs and accidentals.

57



Musical staff 57, containing measures 63 and 64. The notation continues with eighth and quarter notes, including slurs and accidentals.



Musical staff 58, containing measures 65 and 66. The notation continues with eighth and quarter notes, including slurs and accidentals.

58



59



60




61



62




63



64



65



66



67 63+65



68 63+64



69 63+66



70 64+63



71 64+65



72 64+66



73 65+63



74 65+64



75 65+66



76 66+63




77 66+64



78 66+65



79 *Flow*



80




81 *T3 - T2*



82 *T2 - T3*



83 *T3 - T2*




84 *T2 - T3*



85 *T4 - T3*



86 *T3 - T4*



87 *T3 - T4*



88 *T4 - T3*



89 *T4 - T3*



90 *T3 - T4*



91 T3 - T4

Exercise 91, T3 - T4, consists of three staves of music. The first staff contains two measures of music, each with a repeat sign and a slur over the notes. The second staff also contains two measures of music, each with a repeat sign and a slur. The third staff contains three measures of music, each with a repeat sign and a slur.

92

Exercise 92 consists of two staves of music. The first staff contains four measures of music, each with a repeat sign and a slur. The second staff contains three measures of music, each with a repeat sign and a slur.

93 T4 - T3

Exercise 93, T4 - T3, consists of three staves of music. The first staff contains two measures of music, each with a repeat sign and a slur. The second staff contains two measures of music, each with a repeat sign and a slur. The third staff contains three measures of music, each with a repeat sign and a slur.

94


Exercise 94 consists of one staff of music with four measures. Each measure has a repeat sign and a slur.




95 T4 - T3



96



97 T3 - T4



98

First line of musical notation for exercise 98, featuring a treble clef and a key signature of one sharp (F#). The staff contains a series of notes with slurs and repeat signs, including a half note G4, quarter notes A4, B4, and C5, and a half note D5.

Second line of musical notation for exercise 98, continuing the sequence of notes with slurs and repeat signs.

99 *T4 - T2*

First line of musical notation for exercise 99, featuring a treble clef and a key signature of one flat (Bb). The staff contains a series of notes with slurs and repeat signs, including a half note Bb3, quarter notes C4, D4, and E4, and a half note F4.

Second line of musical notation for exercise 99, continuing the sequence of notes with slurs and repeat signs.




Third line of musical notation for exercise 99, continuing the sequence of notes with slurs and repeat signs.

100

First line of musical notation for exercise 100, featuring a treble clef and a key signature of one flat (Bb). The staff contains a series of notes with slurs and repeat signs, including a half note Bb3, quarter notes C4, D4, and E4, and a half note F4.


Second line of musical notation for exercise 100, continuing the sequence of notes with slurs and repeat signs.

Third line of musical notation for exercise 100, continuing the sequence of notes with slurs and repeat signs.




101

T2 - T4



102

T2 - T4



Musical staff 1: Treble clef, key signature of one sharp (F#), common time. The staff contains a melodic line with a slur over the first six notes (F#, G, A, B, C, D) and another slur over the last six notes (E, F, G, A, B, C). There are fermatas above the second and seventh measures.

Musical staff 2: Treble clef, key signature of one sharp (F#), common time. The staff contains a melodic line with a slur over the first six notes (F#, G, A, B, C, D) and another slur over the last six notes (E, F, G, A, B, C). There are fermatas above the second and seventh measures.

Musical staff 3: Treble clef, key signature of one sharp (F#), common time. The staff contains a melodic line with a slur over the first six notes (F#, G, A, B, C, D) and another slur over the last six notes (E, F, G, A, B, C). There are fermatas above the second and seventh measures.

Musical staff 4: Treble clef, key signature of one sharp (F#), common time. The staff contains a melodic line with a slur over the first six notes (F#, G, A, B, C, D) and another slur over the last six notes (E, F, G, A, B, C). There are fermatas above the second and seventh measures.

Musical staff 5: Treble clef, key signature of one sharp (F#), common time. The staff contains a melodic line with a slur over the first six notes (F#, G, A, B, C, D) and another slur over the last six notes (E, F, G, A, B, C). There are fermatas above the second and seventh measures.

Musical staff 6: Treble clef, key signature of one sharp (F#), common time. The staff contains a melodic line with a slur over the first six notes (F#, G, A, B, C, D) and another slur over the last six notes (E, F, G, A, B, C). There are fermatas above the second and seventh measures.

Musical staff 7: Treble clef, key signature of one sharp (F#), common time. The staff contains a melodic line with slurs over each of the four measures. A circled number '103' is at the beginning, followed by the text 'T4 - T5'.

Musical staff 8: Treble clef, key signature of one sharp (F#), common time. The staff contains a melodic line with slurs over each of the four measures.

104

Exercise 104 consists of four staves of music. Each staff begins with a treble clef and a key signature of one sharp (F#). The first staff contains a single line of music with a long slur over the entire phrase. The second staff is identical to the first. The third staff contains two phrases, each with a slur. The fourth staff contains three phrases, each with a slur. The music features a variety of note values and accidentals, including flats and sharps.

105 T3 - T4

Exercise 105 consists of two staves of music. Each staff begins with a treble clef and a key signature of one sharp (F#). The first staff contains three phrases, each with a slur and a fermata over the final note. The second staff contains four phrases, each with a slur and a fermata over the final note. The music features a variety of note values and accidentals, including flats and sharps.

106 T3 - T4

Exercise 106 consists of three staves of music. Each staff begins with a treble clef and a key signature of one sharp (F#). The first staff contains two phrases, each with a slur. The second staff contains two phrases, each with a slur. The third staff contains three phrases, each with a slur. The music features a variety of note values and accidentals, including flats and sharps.

107

T3 - T5

Musical notation for exercise 107, T3 - T5. It consists of two staves of music in treble clef. The first staff contains three measures of music with a slur under the first two measures and a fermata over the third. The second staff contains four measures of music with a slur under the first two measures and a fermata over the third, followed by a double bar line.

108

T3 - T5

Musical notation for exercise 108, T3 - T5. It consists of three staves of music in treble clef. Each staff contains two measures of music with a slur under the first measure and a fermata over the second. The first and third staves end with a double bar line, while the second staff continues the sequence.

109

T3 - T5

Musical notation for exercise 109, T3 - T5. It consists of two staves of music in treble clef. Each staff contains four measures of music with a slur under the first two measures and a fermata over the third. The first staff ends with a double bar line, while the second staff continues the sequence.

110

T3 - T5

Musical notation for exercise 110, T3 - T5. It consists of two staves of music in treble clef. Each staff contains two measures of music with a slur under the first measure and a fermata over the second. The first and second staves end with a double bar line.



111 *T4 - T6*



112 *T4 - T6*



113 *T3 - T6*



114 T3 - T6

Exercise 114, T3 - T6, consists of three staves of music. Each staff begins with a treble clef and a key signature of one sharp (F#). The first staff contains two measures of music, each with a repeat sign. The second staff also contains two measures of music, each with a repeat sign. The third staff contains three measures of music, each with a repeat sign. The notes are primarily eighth and quarter notes, often beamed together, with various accidentals (sharps and flats) indicating chromatic movement.

115 T2 - T6

Exercise 115, T2 - T6, consists of six staves of music. Each staff begins with a treble clef and a key signature of one sharp (F#). The first five staves each contain two measures of music, each with a repeat sign. The sixth staff contains one measure of music with a repeat sign. The notes are primarily eighth and quarter notes, often beamed together, with various accidentals (sharps and flats) indicating chromatic movement. The exercise features a mix of ascending and descending lines.

116 T2 - T6

Exercise 116, T2 - T6, consists of one staff of music. It begins with a treble clef and a key signature of one sharp (F#). The staff contains one measure of music with a repeat sign. The notes are primarily eighth and quarter notes, often beamed together, with various accidentals (sharps and flats) indicating chromatic movement.

Musical staff 1: Treble clef, key signature of one sharp (F#), common time. The staff contains a melodic line with a slur over the first six notes and another slur over the last six notes. The notes are: F#4, G4, A4, B4, C5, D5 (first slur); E5, D5, C5, B4, A4, G4 (second slur). The piece ends with a double bar line and repeat dots.

Musical staff 2: Treble clef, key signature of one sharp (F#), common time. The staff contains a melodic line with a slur over the first six notes and another slur over the last six notes. The notes are: F#4, G4, A4, B4, C5, D5 (first slur); E5, D5, C5, B4, A4, G4 (second slur). The piece ends with a double bar line and repeat dots.

Musical staff 3: Treble clef, key signature of one sharp (F#), common time. The staff contains a melodic line with a slur over the first six notes and another slur over the last six notes. The notes are: F#4, G4, A4, B4, C5, D5 (first slur); E5, D5, C5, B4, A4, G4 (second slur). The piece ends with a double bar line and repeat dots.

Musical staff 4: Treble clef, key signature of one sharp (F#), common time. The staff contains a melodic line with a slur over the first six notes and another slur over the last six notes. The notes are: F#4, G4, A4, B4, C5, D5 (first slur); E5, D5, C5, B4, A4, G4 (second slur). The piece ends with a double bar line and repeat dots.

Musical staff 5: Treble clef, key signature of one sharp (F#), common time. The staff contains a melodic line with a slur over the first six notes and another slur over the last six notes. The notes are: F#4, G4, A4, B4, C5, D5 (first slur); E5, D5, C5, B4, A4, G4 (second slur). The piece ends with a double bar line and repeat dots.








Musical staff 6: Treble clef, key signature of one sharp (F#), common time. The staff contains a melodic line with a slur over the first six notes and another slur over the last six notes. The notes are: F#4, G4, A4, B4, C5, D5 (first slur); E5, D5, C5, B4, A4, G4 (second slur). The piece ends with a double bar line and repeat dots.

117 T2 - T6

Musical staff 7: Treble clef, key signature of one sharp (F#), common time. The staff contains a melodic line with a slur over the first six notes and another slur over the last six notes. The notes are: F#4, G4, A4, B4, C5, D5 (first slur); E5, D5, C5, B4, A4, G4 (second slur). The piece ends with a double bar line and repeat dots.

Musical staff 8: Treble clef, key signature of one sharp (F#), common time. The staff contains a melodic line with a slur over the first six notes and another slur over the last six notes. The notes are: F#4, G4, A4, B4, C5, D5 (first slur); E5, D5, C5, B4, A4, G4 (second slur). The piece ends with a double bar line and repeat dots.

118 T2 - T6




Heart Mind Bell

Second Studies

Lesson 1

JC Heisler

① 7 Bugles Down: (0) (2) (1) (12) (23) (13) (123)



② 7 Bugles Up: (123) (13) (23) (12) (1) (2) (0)



③ 7 Bugles Down: (0) (2) (1) (12) (23) (13) (123)



④ 7 Bugles Up: (123) (13) (23) (12) (1) (2) (0)



Lesson 2

①




②








③



④





Lesson 3



Lesson 4

The image displays five numbered exercises for brass instruments, each on a single staff in treble clef. The exercises are as follows:

- Exercise 1:** A four-measure phrase starting on G4, moving up to B4, then down to G4, F4, E4, and D4. It includes a key signature change to one sharp (F#) in the second measure.
- Exercise 2:** A four-measure phrase starting on B3, moving up to D4, E4, F4, G4, and then down to F4, E4, D4, C4. It includes a key signature change to one flat (Bb) in the first measure and one sharp (F#) in the third measure.
- Exercise 3:** A four-measure phrase starting on G4, moving up to B4, then down to G4, F4, E4, and D4. It includes a key signature change to one sharp (F#) in the first measure.
- Exercise 4:** A four-measure phrase starting on G4, moving up to B4, then down to G4, F4, E4, and D4. It includes a key signature change to one sharp (F#) in the first measure and one flat (Bb) in the third measure.
- Exercise 5:** A five-measure phrase starting on G4, moving up to B4, then down to G4, F4, E4, D4, C4, B3, and A3. It includes a key signature change to one sharp (F#) in the second measure and one flat (Bb) in the third measure.



⑪

⑫

Lesson 5

①



②

③

④

⑤

⑥



Heart Mind Bell

Daily One

Chromatic
Semitone

Lesson 1

JC Heisler

①

123 *f - mf* 123 *f - mf* 123 *f - mf*

② NB NB

123 *f - mf* 123 13 23 12 1 2 0 123 *f - mf* 123 13 23 12 1 2 0

NB ③ NB

123 *f - mf* 123 13 23 12 1 2 0 123 *f - mf* 0 2 1 12 23 13 123

NB NB

f - mf 0 2 1 12 23 13 123 *f - mf* 0 2 1 12 23 13 123

④ NB

123 *f - mf*

NB

123 123 123

f - mf

NB

123

f - mf

⑤ NB

f - mf

NB

f - mf

NB

f - mf

⑥ NB

123
f - mf

NB

123 123 123
f - mf

NB

123 123 123
f - mf

⑦ NB

f - mf

NB

f - mf

NB

f - mf

Lesson 2

①

BTN



②

BTN

Lesson 3


①


BTN







②



BTN









BTN









BTN









Lesson 4

①



②













Lesson 5

①







②








③



④







to HMB T3 First Studies






Lesson 6




①

BTN




















Lesson 7

①

















① BTN

② BTN

③





Musical staff 1: Treble clef, key signature of one sharp (F#). The staff contains an ascending eighth-note scale starting on G4 and ending on G5. A slur covers the entire staff.

Musical staff 2: Treble clef, key signature of one sharp (F#). The staff contains an ascending eighth-note scale starting on G4 and ending on G5. A slur covers the entire staff.




Musical staff 3: Treble clef, key signature of one sharp (F#). The staff contains an ascending eighth-note scale starting on G4 and ending on G5. A slur covers the entire staff.

Musical staff 4: Treble clef, key signature of one sharp (F#). The staff contains an ascending eighth-note scale starting on G4 and ending on G5. A slur covers the entire staff.




Musical staff 5: Treble clef, key signature of two flats (Bb, Eb). The staff contains a descending eighth-note scale starting on G4 and ending on G3. A slur covers the entire staff. A circled number 6 is positioned above the first measure.







Musical staff 6: Treble clef, key signature of two flats (Bb, Eb). The staff contains a descending eighth-note scale starting on G4 and ending on G3. A slur covers the entire staff.

Musical staff 7: Treble clef, key signature of two flats (Bb, Eb). The staff contains a descending eighth-note scale starting on G4 and ending on G3. A slur covers the entire staff.



Lesson 9





②

Musical staff 1: Treble clef, key signature of one flat (B-flat), starting on G4. The melody consists of eighth notes with a descending contour, ending on G3. A fermata is placed over the final G3 note.

Musical staff 2: Treble clef, key signature of one sharp (F-sharp), starting on G4. The melody consists of eighth notes with an ascending contour, ending on G5. A fermata is placed over the final G5 note.

Musical staff 3: Treble clef, key signature of one flat (B-flat), starting on G4. The melody consists of eighth notes with a descending contour, ending on G3. A fermata is placed over the final G3 note.




Musical staff 4: Treble clef, key signature of one sharp (F-sharp), starting on G4. The melody consists of eighth notes with an ascending contour, ending on G5. A fermata is placed over the final G5 note.

Musical staff 5: Treble clef, key signature of one flat (B-flat), starting on G4. The melody consists of eighth notes with a descending contour, ending on G3. A fermata is placed over the final G3 note.

Musical staff 6: Treble clef, key signature of one sharp (F-sharp), starting on G4. The melody consists of eighth notes with an ascending contour, ending on G5. A fermata is placed over the final G5 note.

Musical staff 7: Treble clef, key signature of one flat (B-flat), starting on G4. The melody consists of eighth notes with a descending contour, ending on G3. A fermata is placed over the final G3 note.

Musical staff 8: Treble clef, key signature of one sharp (F-sharp), starting on G4. The melody consists of eighth notes with an ascending contour, ending on G5. A fermata is placed over the final G5 note.



Heart Mind Bell

Daily Two

Wholetone

Lesson 1

JC Heisler

①

123 *f - mf* 123 *f - mf* 123 *f - mf*

② NB NB

123 *f - mf* 123 *f - mf*

NB ③ NB

123 *f - mf* 123 *f - mf* 123

NB NB

f - mf 123 *f - mf* 123

④ NB

123 *f - mf* 123

NB

123 123

f - mf

NB

123 123

f - mf

⑤ NB

123

f - mf

NB

123

f - mf

NB

123

f - mf

⑥ NB

123
f - mf

NB

123
f - mf

NB

123
f - mf

⑦ NB

123
f - mf

NB

123
f - mf

NB

123
f - mf

Lesson 2

①

BTN

First system of musical notation for exercise 1. It consists of two staves. The top staff contains two measures of music with a slur under the notes. The bottom staff contains two measures of music with a slur under the notes.

②

BTN

First system of musical notation for exercise 2. It consists of two staves. The top staff contains two measures of music with a slur under the notes. The bottom staff contains two measures of music with a slur under the notes.

③

BTN

First system of musical notation for exercise 3. It consists of two staves. The top staff contains two measures of music with a slur under the notes. The bottom staff contains two measures of music with a slur under the notes.



④

BTN



First system of musical notation for exercise 4. It consists of two staves. The top staff contains two measures of music with a slur under the notes. The bottom staff contains two measures of music with a slur under the notes.

Lesson 3



① BTN




② BTN



③ BTN



④ BTN



⑤ BTN



⑥ BTN

⑦ BTN

⑧ BTN

Lesson 4

①



②




③





④



①




②



③





④





⑤




⑥



⑦





⑧




Lesson 6


①




②





③



④



①




②




③



④



①




②



③




④






Lesson 9

①




②






③



④







①





②










Lesson 11





Heart Mind Bell

Daily Three

Diminished

Lesson 1

JC Heisler

①

123 *f - mf* 123 *f - mf* 123 *f - mf*

② NB NB

123 *f - mf* 123 *f - mf*

NB ③ NB

123 *f - mf* 123 *f - mf*

NB NB

f - mf 123 *f - mf* 123

④ NB NB

123 *f - mf* 123 *f - mf*

NB

123
f - mf

5 NB
f - mf

123

NB

NB
f - mf

123

NB
f - mf

123

6 NB

6 NB
f - mf

123

NB
f - mf

123

NB

NB
f - mf

123

7 NB
f - mf

123

NB

NB
f - mf

123

NB
f - mf

123

Lesson 2

①
BTN

②
BTN

③
BTN

④
BTN

⑤
BTN

⑥
BTN

Lesson 3

①
BTN

①
BTN

②
BTN

②
BTN

③
BTN

③
BTN

④
BTN

④
BTN

⑤
BTN

⑤
BTN

⑥
BTN

⑥
BTN

⑦
BTN

⑧
BTN

⑨
BTN

⑩
BTN

⑪
BTN

⑫
BTN

Lesson 4

①

①

②

②

③

③

④

④

⑤

⑤

⑥

⑥

Lesson 5

①

①

Musical staff 1: Treble clef, 3 measures of eighth-note pairs with slurs and accidentals. Measure 1: G4, A4, B4, C5. Measure 2: B4, A4, G4, F4. Measure 3: E4, D4, C4, B3. Accidentals: # on B4 in measure 1, # on B4 in measure 2, # on C4 in measure 3.

②

②

Musical staff 2: Treble clef, 3 measures of eighth-note pairs with slurs and accidentals. Measure 1: G4, A4, B4, C5. Measure 2: B4, A4, G4, F4. Measure 3: E4, D4, C4, B3. Accidentals: # on G4 in measure 1, # on G4 in measure 2, # on G4 in measure 3.

③

③

Musical staff 3: Treble clef, 3 measures of eighth-note pairs with slurs and accidentals. Measure 1: G4, A4, B4, C5. Measure 2: B4, A4, G4, F4. Measure 3: E4, D4, C4, B3. Accidentals: # on G4 in measure 1, # on G4 in measure 2, # on G4 in measure 3.

④

④

Musical staff 4: Treble clef, 3 measures of eighth-note pairs with slurs and accidentals. Measure 1: G4, A4, B4, C5. Measure 2: B4, A4, G4, F4. Measure 3: E4, D4, C4, B3. Accidentals: # on G4 in measure 1, # on G4 in measure 2, # on G4 in measure 3.

⑤

⑤

Musical staff 5: Treble clef, 3 measures of eighth-note pairs with slurs and accidentals. Measure 1: G4, A4, B4, C5. Measure 2: B4, A4, G4, F4. Measure 3: E4, D4, C4, B3. Accidentals: # on G4 in measure 1, # on G4 in measure 2, # on G4 in measure 3.

⑥

⑥


Musical staff 6: Treble clef, 3 measures of eighth-note pairs with slurs and accidentals. Measure 1: G4, A4, B4, C5. Measure 2: B4, A4, G4, F4. Measure 3: E4, D4, C4, B3. Accidentals: # on G4 in measure 1, # on G4 in measure 2, # on G4 in measure 3.

⑦

⑦


Musical staff 7: Treble clef, 3 measures of eighth-note pairs with slurs and accidentals. Measure 1: G4, A4, B4, C5. Measure 2: B4, A4, G4, F4. Measure 3: E4, D4, C4, B3. Accidentals: # on G4 in measure 1, # on G4 in measure 2, # on G4 in measure 3.

⑧




Musical notation for exercise 8, consisting of three measures. The first measure is in G major with a treble clef and a key signature of one sharp (F#). The second and third measures are in B-flat major with a bass clef and a key signature of two flats (Bb, Eb). The exercise features eighth notes and quarter notes, with slurs and ties connecting notes across measures.

⑨



Musical notation for exercise 9, consisting of three measures. The first two measures are in G major with a treble clef and a key signature of one sharp (F#). The third measure is in B-flat major with a bass clef and a key signature of two flats (Bb, Eb). The exercise features eighth notes and quarter notes, with slurs and ties connecting notes across measures.

⑩




Musical notation for exercise 10, consisting of three measures. All measures are in G major with a treble clef and a key signature of one sharp (F#). The exercise features eighth notes and quarter notes, with slurs and ties connecting notes across measures.

⑪



Musical notation for exercise 11, consisting of three measures. All measures are in G major with a treble clef and a key signature of one sharp (F#). The exercise features eighth notes and quarter notes, with slurs and ties connecting notes across measures.


⑫



Musical notation for exercise 12, consisting of three measures. The first measure is in B-flat major with a bass clef and a key signature of two flats (Bb, Eb). The second and third measures are in G major with a treble clef and a key signature of one sharp (F#). The exercise features eighth notes and quarter notes, with slurs and ties connecting notes across measures.

Lesson 6

①







Musical notation for exercise 1, consisting of three measures. All measures are in G major with a treble clef and a key signature of one sharp (F#). The exercise features eighth notes and quarter notes, with slurs and ties connecting notes across measures.


②



Musical notation for exercise 2, consisting of three measures. The first two measures are in G major with a treble clef and a key signature of one sharp (F#). The third measure is in B-flat major with a bass clef and a key signature of two flats (Bb, Eb). The exercise features eighth notes and quarter notes, with slurs and ties connecting notes across measures.



Lesson 7



⑤

⑥

Lesson 8

①

②

③

④

⑤

⑥

Lesson 9

①

First system of musical notation for exercise 1, consisting of two staves. The first staff contains a melodic line with a slur over the first two measures and a fermata at the end. The second staff contains a bass line with a slur over the first two measures and a fermata at the end. The key signature has one sharp (F#) and the time signature is 4/4.

②

First system of musical notation for exercise 2, consisting of two staves. The first staff contains a melodic line with a slur over the first two measures and a fermata at the end. The second staff contains a bass line with a slur over the first two measures and a fermata at the end. The key signature has one flat (Bb) and the time signature is 4/4.

③

First system of musical notation for exercise 3, consisting of two staves. The first staff contains a melodic line with a slur over the first two measures and a fermata at the end. The second staff contains a bass line with a slur over the first two measures and a fermata at the end. The key signature has one sharp (F#) and the time signature is 4/4.

④

First system of musical notation for exercise 4, consisting of two staves. The first staff contains a melodic line with a slur over the first two measures and a fermata at the end. The second staff contains a bass line with a slur over the first two measures and a fermata at the end. The key signature has one flat (Bb) and the time signature is 4/4.






⑤





⑥

Lesson 10

①







Heart Mind Bell

Daily Four

Augmented

Lesson 1

JC Heisler

①

123 *f - mf* 123 *f - mf* 123 *f - mf*

②

NB 123 *f - mf* NB 123 *f - mf*

③

NB 123 *f - mf* NB 123 *f - mf*

NB

f - mf 123 *f - mf* 123

④

NB 123 *f - mf* NB 123 *f - mf*

⑤ NB NB

f - mf *f - mf*

123 123

NB NB

f - mf *f - mf*

123 123

⑥ NB NB

f - mf *f - mf*

123 123

NB NB

⑦ NB NB

f - mf *f - mf*

123 123

NB NB

f - mf *f - mf*

123 123

⑤

⑥

⑦

⑧

Lesson 5

①

②

③

④

⑤

⑥


⑦

⑧

⑨

⑩

11




12



13



14



15



16



Lesson 6

①



②



③

④

⑤

⑥

⑦

⑧

Lesson 7

①

②

③

④

⑤

⑥

⑦

⑧

Lesson 8

①

②

③

④

⑤

⑥

⑦

⑧

Lesson 9

①

②

③

Musical staff 3, first line: Treble clef, two measures of music with a slur. The first measure contains notes G4, A4, B4, C5, B4, A4, G4. The second measure contains notes G4, A4, B4, C5, D5, C5, B4, A4, G4. A sharp sign is placed above the second measure.

Musical staff 3, second line: Treble clef, two measures of music with a slur. The first measure contains notes G4, A4, B4, C5, B4, A4, G4. The second measure contains notes G4, A4, B4, C5, D5, C5, B4, A4, G4. A sharp sign is placed above the second measure.

④

Musical staff 4, first line: Treble clef, two measures of music with a slur. The first measure contains notes G4, F4, E4, D4, C4, B3, A3, G3. The second measure contains notes G4, F4, E4, D4, C4, B3, A3, G3. A flat sign is placed below the second measure.

Musical staff 4, second line: Treble clef, two measures of music with a slur. The first measure contains notes G4, F4, E4, D4, C4, B3, A3, G3. The second measure contains notes G4, F4, E4, D4, C4, B3, A3, G3. A flat sign is placed below the second measure.

⑤

Musical staff 5, first line: Treble clef, two measures of music with a slur. The first measure contains notes G4, A4, B4, C5, B4, A4, G4. The second measure contains notes G4, A4, B4, C5, D5, C5, B4, A4, G4. A sharp sign is placed above the first measure.



Musical staff 5, second line: Treble clef, two measures of music with a slur. The first measure contains notes G4, A4, B4, C5, B4, A4, G4. The second measure contains notes G4, A4, B4, C5, D5, C5, B4, A4, G4. A sharp sign is placed above the second measure.

⑥


Musical staff 6, first line: Treble clef, two measures of music with a slur. The first measure contains notes G4, F4, E4, D4, C4, B3, A3, G3. The second measure contains notes G4, F4, E4, D4, C4, B3, A3, G3. A flat sign is placed below the second measure.

Musical staff 6, second line: Treble clef, two measures of music with a slur. The first measure contains notes G4, F4, E4, D4, C4, B3, A3, G3. The second measure contains notes G4, F4, E4, D4, C4, B3, A3, G3. A flat sign is placed below the second measure.

⑦







⑧




Lesson 10


①



②




First staff of exercise 2, featuring a melodic line with a slur and a fermata over the final note, and a bass line with a slur and a fermata over the final note. The key signature has one sharp (F#).



Second staff of exercise 2, continuing the melodic and bass lines from the first staff.




Third staff of exercise 2, continuing the melodic and bass lines from the first staff.




Fourth staff of exercise 2, continuing the melodic and bass lines from the first staff.

③




First staff of exercise 3, featuring a melodic line with a slur and a fermata over the final note, and a bass line with a slur and a fermata over the final note. The key signature has one flat (Bb).



Second staff of exercise 3, continuing the melodic and bass lines from the first staff.

④





First staff of exercise 4, featuring a melodic line with a slur and a fermata over the final note, and a bass line with a slur and a fermata over the final note. The key signature has two sharps (F# and C#).





Second staff of exercise 4, continuing the melodic and bass lines from the first staff.

①



②



Heart Mind Bell

Daily Five

P4/ at Do
and Sol

Lesson 1

JC Heisler

①

123 *f - mf* 123 *f - mf* 123 *f - mf*

②

NB 123 *f - mf* NB 123 *f - mf*

③

NB 123 *f - mf* NB 123 *f - mf*

④

NB 123 *f - mf* NB 123 *f - mf*

④

NB 123 *f - mf* NB 123 *f - mf*

NB

123

f - mf

5

NB

123

f - mf

NB

123

f - mf

NB

123

f - mf

⑥

NB

123

f - mf

NB

123

f - mf

NB

123

f - mf

7

NB

123

f - mf

NB

123

f - mf

NB

123

f - mf

⑤

⑥

⑦

⑧


Lesson 5

①


②

③

④



⑤




⑥




⑦




⑧



⑨



⑩



11




12



13



14



15



16



Lesson 6

①



②



③

④

⑤

⑥

⑦

⑧

Lesson 7

①

②

③

④

⑤

⑥

⑦

⑧

Lesson 8

①

②

③

④

⑤

⑥

⑦

⑧

Lesson 9

①

②

③

④

⑤

⑥


⑦

⑧


Lesson 10

①


②




First staff of exercise 2, starting with a circled '2'. It features a treble clef and a series of eighth notes with slurs and bar lines. The notes are: C4, D4, E4, F4, G4, A4, B4, C5, B4, A4, G4, F4, E4, D4, C4.



Second staff of exercise 2, continuing the eighth-note sequence with sharps: C4, D4, E4, F#4, G4, A4, B4, C5, B4, A4, G4, F#4, E4, D4, C4.




Third staff of exercise 2, continuing the eighth-note sequence with flats: C4, D4, E4, F4, G4, A4, Bb4, C5, Bb4, Ab4, G4, F4, Eb4, D4, C4.




Fourth staff of exercise 2, continuing the eighth-note sequence with natural notes: C4, D4, E4, F4, G4, A4, B4, C5, B4, A4, G4, F4, E4, D4, C4.

③



First staff of exercise 3, starting with a circled '3'. It features a treble clef and a series of quarter notes with slurs and bar lines. The notes are: C4, D4, E4, F4, G4, A4, B4, C5, B4, A4, G4, F4, E4, D4, C4.




Second staff of exercise 3, continuing the quarter-note sequence with flats: C4, D4, E4, F4, G4, A4, Bb4, C5, Bb4, Ab4, G4, F4, Eb4, D4, C4.

④






First staff of exercise 4, starting with a circled '4'. It features a treble clef and a series of quarter notes with slurs and bar lines. The notes are: C4, D4, E4, F4, G4, A4, B4, C5, B4, A4, G4, F4, E4, D4, C4.





Second staff of exercise 4, continuing the quarter-note sequence with flats: C4, D4, E4, F4, G4, A4, Bb4, C5, Bb4, Ab4, G4, F4, Eb4, D4, C4.

①



②



Heart Mind Bell

Daily One

Wholetone

Lesson 1

JC Heisler

①

BTN

②

BTN

Lesson 2

①

BTN

②

BTN

Lesson 3

①

BTN

Musical notation for Lesson 3, exercise 1, first system. It consists of two staves of music. The first staff has a treble clef and a key signature of one sharp (F#). The notes are: G4, A4, B4, C5, B4, A4, G4, F#4. The second staff has a treble clef and a key signature of one sharp. The notes are: G4, A4, B4, C5, B4, A4, G4, F#4. Both staves have a slur under the notes and a repeat sign at the end of each staff.

②

BTN

Musical notation for Lesson 3, exercise 2, first system. It consists of two staves of music. The first staff has a treble clef and a key signature of one flat (Bb). The notes are: G4, F#4, F4, E4, D4, C4, B3, A3. The second staff has a treble clef and a key signature of one flat. The notes are: G4, F#4, F4, E4, D4, C4, B3, A3. Both staves have a slur under the notes and a repeat sign at the end of each staff.

Lesson 4

①

BTN

Musical notation for Lesson 4, exercise 1, first system. It consists of two staves of music. The first staff has a treble clef and a key signature of one sharp (F#). The notes are: G4, A4, B4, C5, B4, A4, G4, F#4. The second staff has a treble clef and a key signature of one sharp. The notes are: G4, A4, B4, C5, B4, A4, G4, F#4. Both staves have a slur under the notes and a repeat sign at the end of each staff.

②

BTN

Musical notation for Lesson 4, Exercise 2. It consists of two staves of music. The first staff has a circled '2' at the beginning and the label 'BTN' above the first measure. The music is in treble clef with a key signature of two flats (Bb and Eb). It features a melodic line with eighth notes and a constant bass line of two flats. The second staff continues the exercise with a similar melodic pattern.

Lesson 5

①

BTN

Musical notation for Lesson 5, Exercise 1. It consists of two staves of music. The first staff has a circled '1' at the beginning and the label 'BTN' above the first measure. The music is in treble clef with a key signature of one sharp (F#). It features a melodic line with eighth notes and a constant bass line of one sharp. The second staff continues the exercise with a similar melodic pattern.

②

BTN

Musical notation for Lesson 5, Exercise 2. It consists of two staves of music. The first staff has a circled '2' at the beginning and the label 'BTN' above the first measure. The music is in treble clef with a key signature of two flats (Bb and Eb). It features a melodic line with eighth notes and a constant bass line of two flats. The second staff continues the exercise with a similar melodic pattern.

Heart Mind Bell

Daily One a.

Wholetone

Lesson 1

JC Heisler

①

BTN

②

BTN

Lesson 2

①

BTN

②

BTN

Lesson 3

① BTN

Musical notation for Lesson 3, exercise 1. It consists of two staves of music. The first staff shows a melodic line with a slur over a sequence of notes: G4, A4, B4, C#5, D#5, E5, F#5, G5. The second staff shows a similar melodic line with a slur over notes: G4, A4, B4, C#5, D#5, E5, F#5, G5. Both staves have a double bar line in the middle, indicating two measures of music.

② BTN

Musical notation for Lesson 3, exercise 2. It consists of two staves of music. The first staff shows a melodic line with a slur over notes: G4, A4, B4, C5, B4, A4, G4, F4, E4, D4, C4. The second staff shows a similar melodic line with a slur over notes: G4, A4, B4, C5, B4, A4, G4, F4, E4, D4, C4. Both staves have a double bar line in the middle, indicating two measures of music.

Lesson 4

① BTN

Musical notation for Lesson 4, exercise 1. It consists of two staves of music. The first staff shows a melodic line with a slur over notes: G#4, A#4, B4, C5, D5, E5, F#5, G5. The second staff shows a similar melodic line with a slur over notes: G#4, A#4, B4, C5, D5, E5, F#5, G5. Both staves have a double bar line in the middle, indicating two measures of music.

②

BTN

Lesson 5

①

BTN

②

BTN

Heart Mind Bell

Daily Two

Diminished

Lesson 1

JC Heisler

① BTN

② BTN

Lesson 2

① BTN

② BTN

Lesson 3

① BTN

② BTN

Lesson 4

①

BTN

②

BTN

Lesson 5

①

BTN

②

BTN

Lesson 6

①

BTN

②

BTN

Heart Mind Bell

Daily Two a.

Diminished

Lesson 1

JC Heisler

①

BTN

②

BTN

Lesson 2

①

BTN

②

BTN

Lesson 3

①

BTN

②

BTN

Lesson 4

① **BTN**

② **BTN**

Lesson 5

① **BTN**

② **BTN**

Lesson 6

① **BTN**

② **BTN**

Heart Mind Bell

Daily Two b.

Diminished

Lesson 1

JC Heisler

①

BTN

②

BTN

Lesson 2

①

BTN

②

BTN

Lesson 3

①

BTN

②

BTN

Lesson 4

①

BTN

②

BTN

Lesson 5

①

BTN

②

BTN

Lesson 6

①

BTN

②

BTN

Heart Mind Bell

Daily Two c.

Diminished

Lesson 1

JC Heisler

①

BTN

②

BTN

Lesson 2

①

BTN

②

BTN

Lesson 3

①

BTN

②

BTN

Lesson 4

① **BTN**

Musical notation for Lesson 4 exercise 1, first system. It consists of two staves. The first staff has four measures of eighth-note patterns with a slur. The second staff has two measures of a descending eighth-note line with a slur.

② **BTN**

Musical notation for Lesson 4 exercise 2, first system. It consists of two staves. The first staff has four measures of eighth-note patterns with a slur. The second staff has two measures of an ascending eighth-note line with a slur.

Lesson 5

① **BTN**

Musical notation for Lesson 5 exercise 1, first system. It consists of two staves. The first staff has three measures of eighth-note patterns with a slur. The second staff has three measures of eighth-note patterns with a slur.

② **BTN**

Musical notation for Lesson 5 exercise 2, first system. It consists of two staves. The first staff has three measures of eighth-note patterns with a slur. The second staff has three measures of eighth-note patterns with a slur.

Lesson 6

① **BTN**

② **BTN**

Lesson 7

① **BTN**

② **BTN**

Lesson 8

① **BTN**

②

BTN

The image displays three staves of musical notation, each containing two measures of music. The notation is written in treble clef with a key signature of one sharp (F#). The notes are quarter notes, and the first measure of each staff is bracketed. The first staff begins with a circled '2' and the text 'BTN'. The notes in the first measure of the first staff are F#4, G4, A4, B4, C5, and D5. The second measure of the first staff contains the notes D5, C5, B4, A4, G4, and F#4. The second staff begins with the notes F#4, G4, A4, B4, C5, and D5 in the first measure, and D5, C5, B4, A4, G4, and F#4 in the second measure. The third staff begins with the notes F#4, G4, A4, B4, C5, and D5 in the first measure, and D5, C5, B4, A4, G4, and F#4 in the second measure.

Heart Mind Bell

Daily Two d.

Diminished

Lesson 1

JC Heisler

①

BTN

②

BTN

Lesson 2

①

BTN

②

BTN

Lesson 3

①

BTN

②

BTN

Lesson 4

① **BTN**

Musical notation for Lesson 4 exercise 1, first staff. It consists of four measures of music in treble clef. The first measure starts on G4 and descends to E4. The second measure starts on E4 and descends to C4. The third measure starts on C4 and descends to A3. The fourth measure starts on A3 and descends to G3. Each measure contains a half note and a quarter note, with a slur over the pair. The notes are G4, E4, C4, A3, G3 in descending order.

② **BTN**

Musical notation for Lesson 4 exercise 2, first staff. It consists of four measures of music in treble clef. The first measure starts on G#4 and descends to E#4. The second measure starts on E#4 and descends to C#4. The third measure starts on C#4 and descends to A#3. The fourth measure starts on A#3 and descends to G#3. Each measure contains a half note and a quarter note, with a slur over the pair. The notes are G#4, E#4, C#4, A#3, G#3 in descending order.

Lesson 5

① **BTN**

Musical notation for Lesson 5 exercise 1, first staff. It consists of three measures of music in treble clef. The first measure starts on G#4 and descends to E#4. The second measure starts on E#4 and descends to C#4. The third measure starts on C#4 and descends to A#3. Each measure contains a half note and a quarter note, with a slur over the pair. The notes are G#4, E#4, C#4, A#3 in descending order.

② **BTN**

Musical notation for Lesson 5 exercise 2, first staff. It consists of three measures of music in treble clef. The first measure starts on G#4 and descends to E#4. The second measure starts on E#4 and descends to C#4. The third measure starts on C#4 and descends to A#3. Each measure contains a half note and a quarter note, with a slur over the pair. The notes are G#4, E#4, C#4, A#3 in descending order.

Lesson 6

① **BTN**




② **BTN**




Lesson 7

① **BTN**






② **BTN**



Lesson 8

① **BTN**



②

BTN

Musical staff 1: Treble clef, key signature of one sharp (F#). The staff contains two measures of music. The first measure has a whole rest on the top line and a half note G4 on the bottom line. The second measure has a whole rest on the top line and a half note A4 on the bottom line. A slur is placed under the bottom line notes.

Musical staff 2: Treble clef, key signature of one sharp (F#). The staff contains two measures of music. The first measure has a whole rest on the top line and a half note G4 on the bottom line. The second measure has a whole rest on the top line and a half note A4 on the bottom line. A slur is placed under the bottom line notes.

Musical staff 3: Treble clef, key signature of one sharp (F#). The staff contains two measures of music. The first measure has a whole rest on the top line and a half note G4 on the bottom line. The second measure has a whole rest on the top line and a half note A4 on the bottom line. A slur is placed under the bottom line notes.

Heart Mind Bell

Daily Two e.

Diminished

Lesson 1

JC Heisler

①

BTN

②

BTN

Lesson 2

①

BTN

②

BTN

Lesson 3

①

BTN

②

BTN

Lesson 4

① **BTN**

Musical notation for Lesson 4, exercise 1. It consists of two staves. The first staff has four measures of music with a descending eighth-note scale. The second staff has two measures of music with a descending eighth-note scale.

② **BTN**

Musical notation for Lesson 4, exercise 2. It consists of two staves. The first staff has four measures of music with an ascending eighth-note scale. The second staff has two measures of music with an ascending eighth-note scale.

Lesson 5

① **BTN**

Musical notation for Lesson 5, exercise 1. It consists of two staves. The first staff has three measures of music with an ascending eighth-note scale. The second staff has three measures of music with an ascending eighth-note scale.

② **BTN**

Musical notation for Lesson 5, exercise 2. It consists of two staves. The first staff has three measures of music with a descending eighth-note scale. The second staff has three measures of music with a descending eighth-note scale.

Lesson 6

① **BTN**

② **BTN**

Lesson 7

① **BTN**

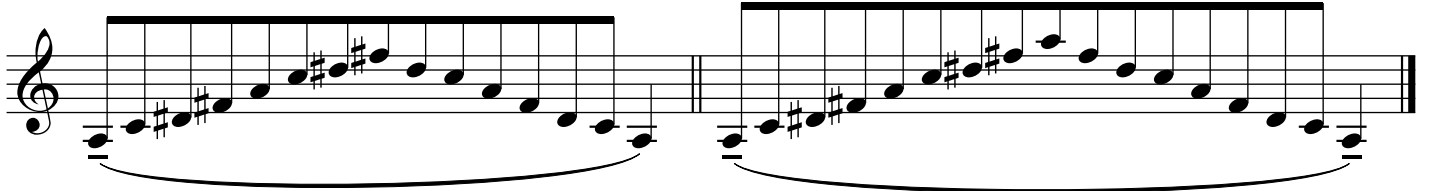

② **BTN**

Lesson 8

① **BTN**

②

BTN



Heart Mind Bell

Daily Three

Augmented

Lesson 1

JC Heisler

①

BTN

②

BTN

Lesson 2

①

BTN


②

BTN

Lesson 3


①

BTN



②


BTN



Lesson 4


①

BTN



②

BTN



Heart Mind Bell

Daily Three a.

Augmented

Lesson 1

JC Heisler

①

BTN

②

BTN

Lesson 2

①

BTN

②

BTN

Lesson 3

①

BTN

②

BTN

Lesson 4

①

BTN

②

BTN

Heart Mind Bell

Daily Three b.

Augmented

Lesson 1

JC Heisler

①

BTN

②

BTN

Lesson 2

①

BTN

②

BTN

Lesson 3

①

BTN

②

BTN

Lesson 4

①

BTN

②

BTN

Heart Mind Bell

Daily Three c.

Augmented

Lesson 1

JC Heisler

①

BTN

②

BTN

Lesson 2

①

BTN

②

BTN

Lesson 3

③ BTN

④ BTN

Lesson 4

⑤ BTN

⑥ BTN

Heart Mind Bell

Daily Three d.

Augmented

Lesson 1

JC Heisler

①

BTN

②

BTN

Lesson 2

①

BTN

②

BTN

Lesson 3

① **BTN**

Musical notation for Lesson 3, exercise 1, first staff. It shows a treble clef with a key signature of two flats (B-flat and E-flat). The exercise consists of two measures, each with a slur over four eighth notes. The notes in the first measure are B-flat, A, G, and F. The notes in the second measure are E-flat, D, C, and B. The exercise is repeated twice.

② **BTN**

Musical notation for Lesson 3, exercise 2, first staff. It shows a treble clef with a key signature of one sharp (F-sharp). The exercise consists of two measures, each with a slur over four eighth notes. The notes in the first measure are F-sharp, G, A, and B. The notes in the second measure are C, D, E, and F-sharp. The exercise is repeated twice.

Lesson 4

① **BTN**

Musical notation for Lesson 4, exercise 1, first staff. It shows a treble clef with a key signature of one flat (B-flat). The exercise consists of two measures, each with a slur over four eighth notes. The notes in the first measure are B-flat, C, D, and E. The notes in the second measure are F, G, A, and B-flat. The exercise is repeated twice.

② **BTN**

Musical notation for Lesson 4, exercise 2, first staff. It shows a treble clef with a key signature of one flat (B-flat). The exercise consists of two measures, each with a slur over four eighth notes. The notes in the first measure are B-flat, C, D, and E. The notes in the second measure are F, G, A, and B-flat. The exercise is repeated twice.

Lesson 5

①

BTN

②

BTN

Lesson 6

①

BTN

②

BTN

Heart Mind Bell

Daily Three e.

Augmented

Lesson 1

JC Heisler

①

BTN

②

BTN

Lesson 2

①

BTN

②

BTN

Lesson 3

① **BTN**

Musical notation for Lesson 3 exercise 1, measures 1-2. The first measure contains a half note G4, a quarter note F4, and a quarter note E4. The second measure contains a half note D4, a quarter note C4, and a quarter note B3. The notes are beamed together and have a slur underneath. The key signature has one flat (Bb).

② **BTN**

Musical notation for Lesson 3 exercise 2, measures 1-2. The first measure contains a half note G4, a quarter note F#4, and a quarter note E4. The second measure contains a half note D4, a quarter note C#4, and a quarter note B3. The notes are beamed together and have a slur underneath. The key signature has one sharp (F#).

Lesson 4

① **BTN**

Musical notation for Lesson 4 exercise 1, measures 1-2. The first measure contains a half note G#4, a quarter note F#4, and a quarter note E4. The second measure contains a half note D4, a quarter note C#4, and a quarter note B3. The notes are beamed together and have a slur underneath. The key signature has two sharps (F# and C#).

② **BTN**

Musical notation for Lesson 4 exercise 2, measures 1-2. The first measure contains a half note G4, a quarter note F4, and a quarter note E4. The second measure contains a half note D4, a quarter note C4, and a quarter note B3. The notes are beamed together and have a slur underneath. The key signature has one flat (Bb).

Lesson 5

①

BTN

②

BTN

Lesson 6

①

BTN

②

BTN

Heart Mind Bell

Daily Three f.

Augmented

Lesson 1

JC Heisler

①

BTN

②

BTN

Lesson 2

①

BTN

②

BTN

Lesson 3

① **BTN**

② **BTN**

Lesson 4

① **BTN**

② **BTN**

Lesson 5

①

BTN

②

BTN

Lesson 6

①

BTN

②

BTN

Heart Mind Bell

Daily Three g.

Augmented

Lesson 1

JC Heisler

①

BTN

②

BTN

Lesson 2

①

BTN

②

BTN

Lesson 3

①

BTN

Two staves of music. The first staff contains measures 1 and 2. Measure 1 has a treble clef and a key signature of one flat. It features a half note G4, a quarter note F4, and a quarter note E4. Measure 2 has a bass clef and a key signature of one flat, featuring a half note D3, a quarter note C3, and a quarter note B2. A slur connects the notes across the measure change.

②

BTN

Two staves of music. The first staff contains measures 1 and 2. Measure 1 has a treble clef and a key signature of one sharp. It features a half note G4, a quarter note A4, and a quarter note B4. Measure 2 has a bass clef and a key signature of one sharp, featuring a half note D3, a quarter note C3, and a quarter note B2. A slur connects the notes across the measure change.

Lesson 4

①

BTN

Two staves of music. The first staff contains measures 1 and 2. Measure 1 has a treble clef and a key signature of one sharp. It features a half note G4, a quarter note A4, and a quarter note B4. Measure 2 has a bass clef and a key signature of one sharp, featuring a half note D3, a quarter note C3, and a quarter note B2. A slur connects the notes across the measure change.

②

BTN

Two staves of music. The first staff contains measures 1 and 2. Measure 1 has a treble clef and a key signature of one flat. It features a half note G4, a quarter note F4, and a quarter note E4. Measure 2 has a bass clef and a key signature of one flat, featuring a half note D3, a quarter note C3, and a quarter note B2. A slur connects the notes across the measure change.

Lesson 5

①

BTN

②

BTN

Lesson 6

①

BTN

②

BTN

Heart Mind Bell

Daily Four

P4 at Do and Sol

Lesson 1

JC Heisler

①

BTN

②

BTN

Lesson 2

①

BTN

②

BTN

Lesson 3

①

BTN

②

BTN

Lesson 4

①

BTN

②

BTN

Heart Mind Bell

Daily Four a.

P4 at Do and Sol

Lesson 1

JC Heisler

①

BTN

②

BTN

Lesson 2

①

BTN

②

BTN

Lesson 3


①

BTN



②


BTN



Lesson 4


①

BTN



②

BTN



Heart Mind Bell

Daily Four b.

P4 at Do and Sol

Lesson 1

JC Heisler

①

BTN

②

BTN

Lesson 2

①

BTN

②

BTN

Lesson 3

①

BTN

②

BTN

Lesson 4

①

BTN

②

BTN

Heart Mind Bell

Daily Four c.

P4 at Do and Sol

Lesson 1

JC Heisler

①

BTN

②

BTN

Lesson 2

①

BTN

②

BTN

Lesson 3

①

BTN

②

BTN

Lesson 4

①

BTN

②

BTN

Heart Mind Bell

Daily Four d.

P4 at Do and Sol

Lesson 1

JC Heisler

①

BTN

②

BTN

Lesson 2

①

BTN

②

BTN

Lesson 3


①

BTN



②

BTN



Lesson 4


①

BTN



②

BTN



Heart Mind Bell

Daily Four e.

P4 at Do and Sol

Lesson 1

JC Heisler

①

BTN

②

BTN

Lesson 2

①

BTN

②

BTN

Lesson 3

①

BTN

②

BTN

Lesson 4

①

BTN

②

BTN

Heart Mind Bell

Daily Four f.

P4 at Do and Sol

Lesson 1

JC Heisler

①

BTN

②

BTN

Lesson 2

①

BTN

②

BTN

Lesson 3

①

BTN

②

BTN

Lesson 4

①

BTN

②

BTN

Heart Mind Bell

Daily Four g.

P4 at Do and Sol

Lesson 1

JC Heisler

①

BTN

②

BTN

Lesson 2

①

BTN

②

BTN

Lesson 3

①

BTN

②

BTN

Lesson 4

①

BTN

②

BTN

Lesson 5

①

BTN

②

BTN

Lesson 6

①

BTN

②

②

BTN

Musical notation for the first staff, featuring a treble clef, a key signature of one sharp (F#), and a melody with a thick black bar above it. The melody consists of quarter notes: F#4, G4, A4, B4, C5, B4, A4, G4, F#4. A fermata is placed over the final note. A brace underneath groups the notes from the first measure to the end of the phrase.

Musical notation for the second staff, featuring a treble clef, a key signature of one sharp (F#), and a melody with a thick black bar above it. The melody consists of quarter notes: F#4, G4, A4, B4, C5, B4, A4, G4, F#4. A fermata is placed over the final note. A brace underneath groups the notes from the first measure to the end of the phrase.

Heart Mind Bell

Tier Conditioning 1

Lesson 1

Play Evenly
in One Complete Breath

①

Musical staff 1: Treble clef, 3/4 time signature. A melodic line starting on G4 with a sharp sign, moving stepwise up to D5, then stepwise down to G4. The notes are G4, A4, B4, C5, B4, A4, G4. A slur covers the entire line.

②

Musical staff 2: Treble clef, 6/8 time signature. A melodic line starting on G4 with a sharp sign, moving stepwise up to D5, then stepwise down to G4. The notes are G4, A4, B4, C5, B4, A4, G4. A slur covers the entire line.

③

Musical staff 3: Treble clef, 3/4 time signature. A melodic line starting on G4 with a sharp sign, moving stepwise up to D5, then stepwise down to G4. The notes are G4, A4, B4, C5, B4, A4, G4. A slur covers the entire line.

④

Musical staff 4: Treble clef, 6/8 time signature. A melodic line starting on G4 with a sharp sign, moving stepwise up to D5, then stepwise down to G4. The notes are G4, A4, B4, C5, B4, A4, G4. A slur covers the entire line.

⑤

Musical staff 5: Treble clef, 3/4 time signature. A melodic line starting on G4 with a sharp sign, moving stepwise up to D5, then stepwise down to G4. The notes are G4, A4, B4, C5, B4, A4, G4. A slur covers the entire line.

⑥

Musical staff 6: Treble clef, 6/8 time signature. A melodic line starting on G4 with a sharp sign, moving stepwise up to D5, then stepwise down to G4. The notes are G4, A4, B4, C5, B4, A4, G4. A slur covers the entire line.

⑦

7

⑧

8

⑨

9

⑩

10

⑪

11

⑫

12



Lesson 2

Play Evenly
in One Complete Breath



⑤

⑤

⑥

⑥

⑦

⑦

⑧

⑧

⑨

⑨



⑩

⑩



Lesson 3

Play Evenly
in One Complete Breath



⑤

⑥

⑦

⑧

⑨

⑩

⑪

⑫

⑬

⑭

Lesson 4

Play Evenly
in One Complete Breath

①

②

③

④

⑤

⑥

⑦

⑧

⑨

⑩

⑪

⑫

⑬

⑭

Heart Mind Bell

Tier Conditioning 2

Lesson 1

Play Evenly
in One Complete Breath

JC Heisler

①

7 7

②

7 7

③

7 7

④

7 7

⑤

7 7

⑥

7 7

⑦

7 7

⑧

7 7

⑨

7 7

⑩

7 7

⑪

7 7

⑫

7 7

⑬

7 7

⑭

7 7

Lesson 2

Play Evenly
in One Complete Breath

① ②

7 7

③ ④

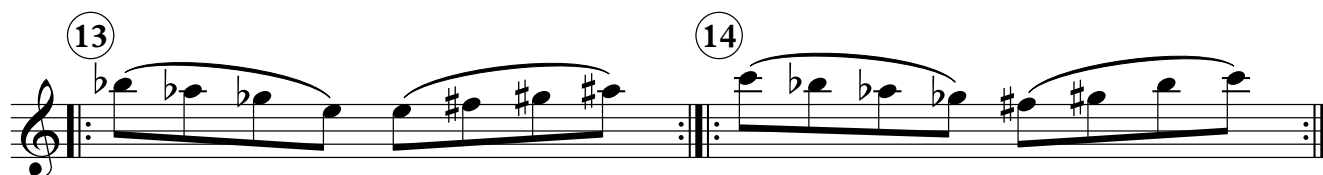
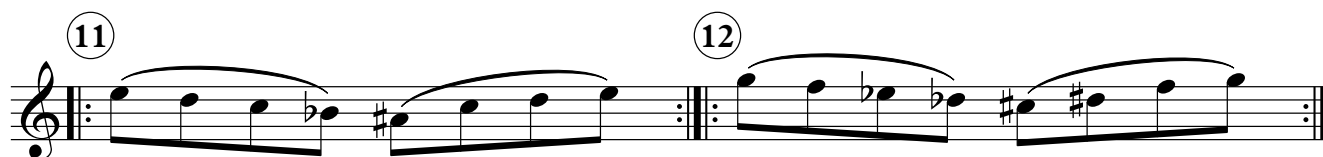

7 7

⑤ ⑥

7 7

⑦ ⑧

7 7



Lesson 3

Play Evenly
in One Complete Breath



⑩



⑪

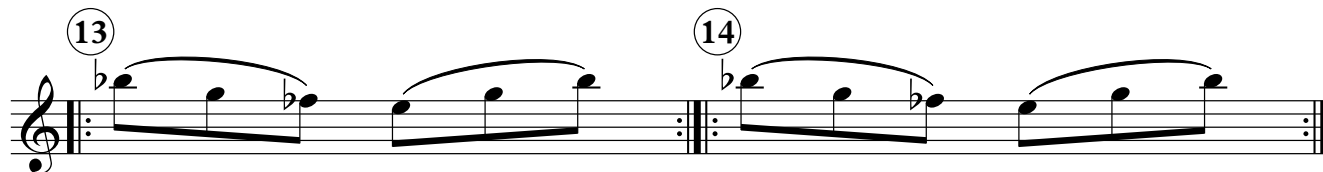


⑫

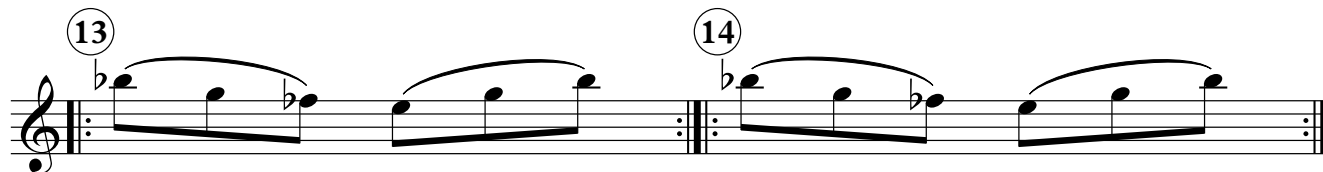


This block contains three musical exercises on a single staff. Exercise 10 (circled 10) consists of two measures: the first has a quarter note G4 with a flat, followed by a quarter note A4 with a sharp, and a half note B4. Exercise 11 (circled 11) consists of two measures: the first has a quarter note C5 with a sharp, followed by a quarter note D5 with a flat, and a half note E5. Exercise 12 (circled 12) consists of two measures: the first has a quarter note F5 with a flat, followed by a quarter note G5 with a sharp, and a half note A5. Each exercise is marked with a repeat sign at the beginning and end.

⑬



⑭



This block contains two musical exercises on a single staff. Exercise 13 (circled 13) consists of two measures: the first has a quarter note G4 with a flat, followed by a quarter note A4 with a flat, and a half note B4. Exercise 14 (circled 14) consists of two measures: the first has a quarter note C5 with a flat, followed by a quarter note D5 with a flat, and a half note E5. Each exercise is marked with a repeat sign at the beginning and end.

Heart Mind Bell

Tier Conditioning 3

Lesson 1

Play Evenly
in One Complete Breath

①

The musical score is written on seven staves in treble clef, 3/4 time, with a key signature of one sharp (F#). The first staff is marked with a circled '1' above the first measure. The music consists of a single melodic line with various intervals and accidentals, designed for breath control exercises. The piece concludes with a double bar line at the end of the seventh staff.

②

The musical score consists of seven staves of music, each beginning with a treble clef and a 6/8 time signature. The key signature is one sharp (F#). The first staff is marked with a circled '2'. The music features a variety of rhythmic patterns, including eighth and sixteenth notes, often grouped with slurs. There are several measures with rests, indicating phrasing. The final staff concludes with a double bar line.

Lesson 2

Play Evenly
in One Complete Breath

The musical score consists of seven staves of music, each containing two measures. The first staff begins with a treble clef, a key signature of one sharp (F#), and a 6/8 time signature. The notes are: Measure 1: F#4, G#4, A4, B4; Measure 2: C5, B4, A4, G#4. The second staff: Measure 1: A4, B4, C5, B4; Measure 2: A4, G#4, F#4, E4. The third staff: Measure 1: D4, E4, F#4, G#4; Measure 2: A4, B4, C5, B4. The fourth staff: Measure 1: A4, B4, C5, B4; Measure 2: A4, G#4, F#4, E4. The fifth staff: Measure 1: D4, E4, F#4, G#4; Measure 2: A4, B4, C5, B4. The sixth staff: Measure 1: A4, B4, C5, B4; Measure 2: A4, G#4, F#4, E4. The seventh staff: Measure 1: D4, E4, F#4, G#4; Measure 2: A4, B4, C5, B4. Each measure is followed by a fermata and a breath mark (a vertical line with a small '7' below it). The final measure of the seventh staff ends with a double bar line.

Lesson 3

Play Evenly
in One Complete Breath

The musical score consists of seven staves of music, each containing two measures. The time signature is 2/4. The key signature is one sharp (F#). The music is written in treble clef. Each measure is followed by a fermata and a breath mark (a small 'v' symbol). The notes and rests are as follows:

- Staff 1: Measure 1: F#4 (quarter), G4 (quarter), A4 (quarter), B4 (quarter), C5 (quarter), D5 (quarter), E5 (quarter), F#5 (quarter). Measure 2: F#4 (quarter), G4 (quarter), A4 (quarter), B4 (quarter), C5 (quarter), D5 (quarter), E5 (quarter), F#5 (quarter).
- Staff 2: Measure 1: F#4 (quarter), G4 (quarter), A4 (quarter), B4 (quarter), C5 (quarter), D5 (quarter), E5 (quarter), F#5 (quarter). Measure 2: F#4 (quarter), G4 (quarter), A4 (quarter), B4 (quarter), C5 (quarter), D5 (quarter), E5 (quarter), F#5 (quarter).
- Staff 3: Measure 1: F#4 (quarter), G4 (quarter), A4 (quarter), B4 (quarter), C5 (quarter), D5 (quarter), E5 (quarter), F#5 (quarter). Measure 2: F#4 (quarter), G4 (quarter), A4 (quarter), B4 (quarter), C5 (quarter), D5 (quarter), E5 (quarter), F#5 (quarter).
- Staff 4: Measure 1: F#4 (quarter), G4 (quarter), A4 (quarter), B4 (quarter), C5 (quarter), D5 (quarter), E5 (quarter), F#5 (quarter). Measure 2: F#4 (quarter), G4 (quarter), A4 (quarter), B4 (quarter), C5 (quarter), D5 (quarter), E5 (quarter), F#5 (quarter).
- Staff 5: Measure 1: F#4 (quarter), G4 (quarter), A4 (quarter), B4 (quarter), C5 (quarter), D5 (quarter), E5 (quarter), F#5 (quarter). Measure 2: F#4 (quarter), G4 (quarter), A4 (quarter), B4 (quarter), C5 (quarter), D5 (quarter), E5 (quarter), F#5 (quarter).
- Staff 6: Measure 1: F#4 (quarter), G4 (quarter), A4 (quarter), B4 (quarter), C5 (quarter), D5 (quarter), E5 (quarter), F#5 (quarter). Measure 2: F#4 (quarter), G4 (quarter), A4 (quarter), B4 (quarter), C5 (quarter), D5 (quarter), E5 (quarter), F#5 (quarter).
- Staff 7: Measure 1: F#4 (quarter), G4 (quarter), A4 (quarter), B4 (quarter), C5 (quarter), D5 (quarter), E5 (quarter), F#5 (quarter). Measure 2: F#4 (quarter), G4 (quarter), A4 (quarter), B4 (quarter), C5 (quarter), D5 (quarter), E5 (quarter), F#5 (quarter).

Heart Mind Bell

Tier Conditioning 4

Lesson 1

Play Evenly
in One Complete Breath

JC Heisler

①







The musical score is written on eight staves in treble clef, 3/4 time, with a key signature of one sharp (F#). The first staff starts with a circled '1' above the first measure. The music consists of a single melodic line with various rhythmic patterns and slurs. The piece concludes with a double bar line at the end of the eighth staff.

②

The musical score consists of seven staves of music in 6/8 time. The key signature has one sharp (F#). The notation includes various rhythmic patterns, slurs, and accidentals. The first staff begins with a circled '2' above the staff. The music is written in a single melodic line. The first staff contains two measures: the first measure has a slur over a quarter note G4, a quarter note A4, a quarter note B4, and a quarter note C5; the second measure has a slur over a quarter note B4, a quarter note A4, a quarter note G4, and a quarter note F#4. The second staff contains two measures: the first measure has a slur over a quarter note G4, a quarter note A4, a quarter note B4, and a quarter note C5; the second measure has a slur over a quarter note B4, a quarter note A4, a quarter note G4, and a quarter note F#4. The third staff contains two measures: the first measure has a slur over a quarter note G4, a quarter note A4, a quarter note B4, and a quarter note C5; the second measure has a slur over a quarter note B4, a quarter note A4, a quarter note G4, and a quarter note F#4. The fourth staff contains two measures: the first measure has a slur over a quarter note G4, a quarter note A4, a quarter note B4, and a quarter note C5; the second measure has a slur over a quarter note B4, a quarter note A4, a quarter note G4, and a quarter note F#4. The fifth staff contains two measures: the first measure has a slur over a quarter note G4, a quarter note A4, a quarter note B4, and a quarter note C5; the second measure has a slur over a quarter note B4, a quarter note A4, a quarter note G4, and a quarter note F#4. The sixth staff contains two measures: the first measure has a slur over a quarter note G4, a quarter note A4, a quarter note B4, and a quarter note C5; the second measure has a slur over a quarter note B4, a quarter note A4, a quarter note G4, and a quarter note F#4. The seventh staff contains two measures: the first measure has a slur over a quarter note G4, a quarter note A4, a quarter note B4, and a quarter note C5; the second measure has a slur over a quarter note B4, a quarter note A4, a quarter note G4, and a quarter note F#4.

Lesson 2

Play Evenly
in One Complete Breath



Lesson 3

Play Evenly
in One Complete Breath

The musical score consists of seven staves of music in 2/4 time. Each staff contains two measures of music. The notes are as follows:

- Staff 1: Measure 1: G4, A4, B4 (quarter notes); Measure 2: C5, B4 (quarter notes).
- Staff 2: Measure 1: C5, B4, A4 (quarter notes); Measure 2: G4, F4 (quarter notes).
- Staff 3: Measure 1: G4, F4, E4 (quarter notes); Measure 2: D4, C4 (quarter notes).
- Staff 4: Measure 1: C4, B3, A3 (quarter notes); Measure 2: G3, F3 (quarter notes).
- Staff 5: Measure 1: E3, D3, C3 (quarter notes); Measure 2: B2, A2 (quarter notes).
- Staff 6: Measure 1: G2, F2, E2 (quarter notes); Measure 2: D2, C2 (quarter notes).
- Staff 7: Measure 1: B1, A1, G1 (quarter notes); Measure 2: F1, E1 (quarter notes).

Each measure is followed by a fermata and a breath mark (a small 'v' symbol). The key signature has one sharp (F#) and the time signature is 2/4.




Heart Mind Bell

Tier Conditioning 5

Lesson 1

Play Evenly
in One Complete Breath

JC Heisler



Lesson 2

Play Evenly
in One Complete Breath

Musical notation for Lesson 2, consisting of four staves of music. The first staff contains four measures of music with notes G4, A4, B4, and C5, each with a sharp sign. The second staff contains four measures with notes G4, A4, B4, and C5, each with a sharp sign, followed by a double bar line and four measures with notes G4, F4, E4, and D4, each with a flat sign. The third staff contains four measures with notes G4, F4, E4, and D4, each with a flat sign, followed by a double bar line and four measures with notes G4, F4, E4, and D4, each with a flat sign. The fourth staff contains two measures with notes G4, F4, E4, and D4, each with a flat sign, followed by a double bar line and two measures with notes G4, F4, E4, and D4, each with a flat sign.

Lesson 3







Play Evenly
in One Complete Breath





Musical notation for Lesson 3, consisting of four staves of music. The first staff contains four measures of music with notes G4, A4, B4, and C5, each with a sharp sign. The second staff contains four measures with notes G4, A4, B4, and C5, each with a sharp sign, followed by a double bar line and four measures with notes G4, F4, E4, and D4, each with a flat sign. The third staff contains four measures with notes G4, F4, E4, and D4, each with a flat sign, followed by a double bar line and four measures with notes G4, F4, E4, and D4, each with a flat sign. The fourth staff contains two measures with notes G4, F4, E4, and D4, each with a flat sign, followed by a double bar line and two measures with notes G4, F4, E4, and D4, each with a flat sign.

Heart Mind Bell Tier Conditioning

Lesson 1

Play Evenly
in One Complete Breath





⑥




First line of musical staff 6, starting with a circled 6. It contains seven measures of music with various note values and accidentals.




Second line of musical staff 6, continuing the sequence from the first line.

⑦



Staff 7, starting with a circled 7. It contains seven measures of music.

⑧




Staff 8, starting with a circled 8. It contains seven measures of music, including slurs and ties.




Second line of musical staff 8, continuing the sequence from the first line.

⑨



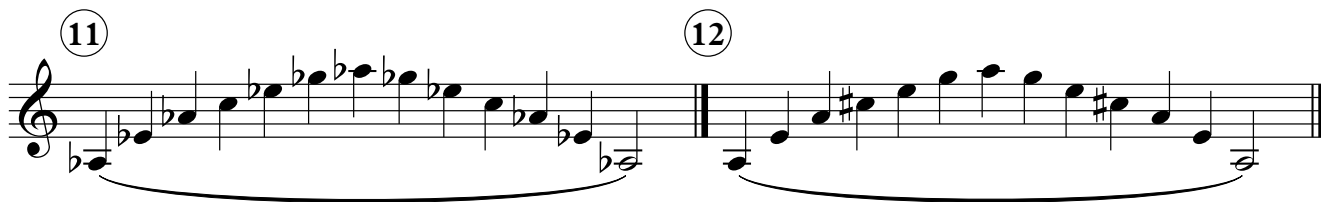
Staff 9, starting with a circled 9. It contains seven measures of music, including slurs and ties.

⑩




Staff 10, starting with a circled 10. It contains seven measures of music, including slurs and ties.

⑪



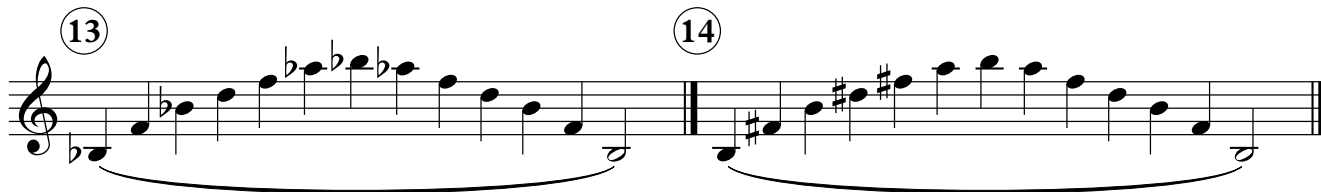
Staff 11, starting with a circled 11. It contains seven measures of music, including slurs and ties.

⑫




Staff 12, starting with a circled 12. It contains seven measures of music, including slurs and ties.

⑬




Staff 13, starting with a circled 13. It contains seven measures of music, including slurs and ties.

⑭




Staff 14, starting with a circled 14. It contains seven measures of music, including slurs and ties.

⑮




Staff 15, starting with a circled 15. It contains seven measures of music, including slurs and ties.


⑥




⑦



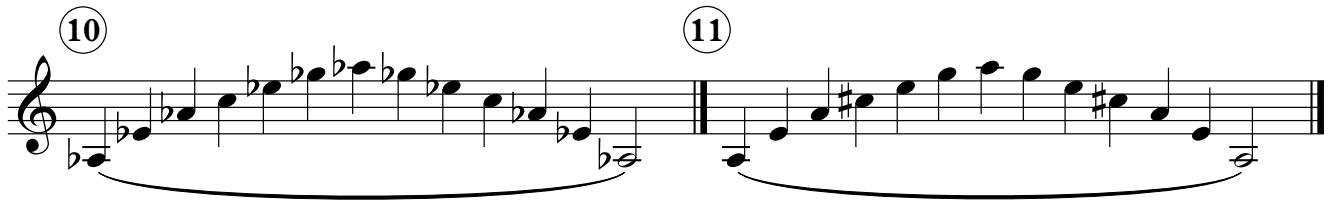
⑧




⑨



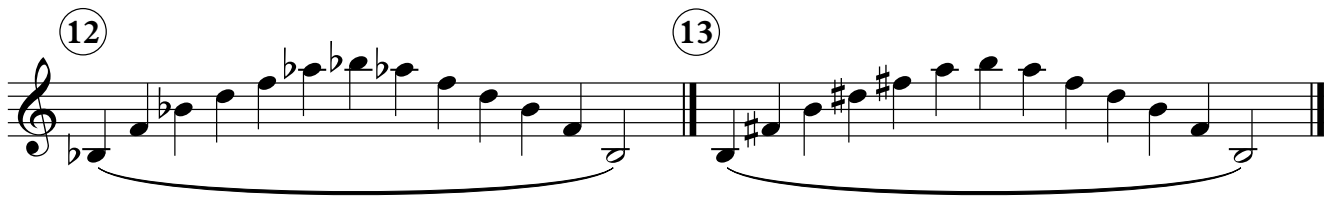
⑩




⑪




⑫



⑬



⑭



Heart Mind Bell

Main Melody One

JC Heisler

①





②

Detailed description of the musical score: The score is written for a single melodic line in treble clef. The first system (labeled ①) is in 6/4 time and consists of three staves. The first staff begins with a circled '1' and contains two measures of music, each with a slur. The second and third staves continue the melody with slurs and various accidentals. The second system (labeled ②) consists of four staves. The first staff begins with a circled '2', a measure with a fermata, a double bar line, and a 6/4 time signature change, followed by a slur. The second, third, and fourth staves continue the melody with slurs and various accidentals.




③






④





⑤







⑥




⑦







⑧



9



10



11

Exercise 11 consists of three staves of music in 6/4 time. Each staff contains two measures of music, with a slur under the notes. The first measure of each staff has a whole note, and the second measure has a half note. The notes are: Staff 1: C4, D4, E4, F#4, G4, A4; Staff 2: C4, D4, E4, F4, G4, A4; Staff 3: C4, D4, E4, F4, G4, A4. The second measure of each staff has notes: Staff 1: G4, F4, E4, D4; Staff 2: G4, F4, E4, D4; Staff 3: G4, F4, E4, D4. The second measure of the third staff has a sharp sign on the F4 note.

12

Exercise 12 consists of four staves of music in 4/4 time. The first staff has a whole note followed by a measure with a 4/4 time signature and a slur. The next three staves contain eighth-note patterns with slurs. The notes are: Staff 1: C4, D4; Staff 2: C4, D4, E4, F4, G4, A4, B4, C5; Staff 3: C4, D4, E4, F4, G4, A4, B4, C5; Staff 4: C4, D4, E4, F4, G4, A4, B4, C5. The second measure of the first staff has notes: C4, D4, E4, F4, G4, A4, B4, C5. The second measure of the second staff has notes: C4, D4, E4, F4, G4, A4, B4, C5. The second measure of the third staff has notes: C4, D4, E4, F4, G4, A4, B4, C5. The second measure of the fourth staff has notes: C4, D4, E4, F4, G4, A4, B4, C5.

13

Exercise 13 consists of three staves of music. The first staff is in 6/4 time with a key signature of one sharp (F#). The second and third staves are in 4/4 time with a key signature of one flat (Bb). Each staff contains two measures of music with slurs and ties.

14

Exercise 14 consists of four staves of music. The first staff is in 4/4 time with a key signature of one sharp (F#). The second, third, and fourth staves are in 4/4 time with a key signature of one flat (Bb). Each staff contains two measures of music with slurs and ties.

15

Exercise 15 consists of three staves of music in 6/4 time. Each staff contains two measures of music, with a slur under the notes. The first measure of each staff has a sharp sign, and the second measure has a flat sign.

16

Exercise 16 consists of four staves of music. The first staff has a 4/4 time signature and a sharp sign. The second and third staves contain eighth-note patterns with slurs. The fourth staff contains quarter-note patterns with slurs.

19

Musical notation for exercise 19, measures 1-6. The exercise is in 6/4 time and consists of six measures. The first three measures are marked with a slur and a fermata. The first measure contains a half note G4, a quarter note A4, a quarter note B4, and a quarter note C5. The second measure contains a half note D5, a quarter note E5, a quarter note F5, and a quarter note G5. The third measure contains a half note A5, a quarter note B5, a quarter note C6, and a quarter note B5. The fourth measure contains a half note A5, a quarter note G5, a quarter note F5, and a quarter note E5. The fifth measure contains a half note D5, a quarter note C5, a quarter note B4, and a quarter note A4. The sixth measure contains a half note G4, a quarter note F4, a quarter note E4, and a quarter note D4.

20

Musical notation for exercise 20, measures 1-7. The exercise is in 4/4 time and consists of seven measures. The first measure contains a half note G4, a half note A4, and a fermata. The second measure contains a half note B4, a half note C5, and a fermata. The third measure contains a half note D5, a half note E5, and a fermata. The fourth measure contains a half note F5, a half note G5, and a fermata. The fifth measure contains a half note A5, a half note B5, and a fermata. The sixth measure contains a half note C6, a half note B5, and a fermata. The seventh measure contains a half note A5, a half note G5, and a fermata.

21

Exercise 21 consists of four measures of music in 6/4 time, key of D major. The first two measures are in D major, and the last two are in D minor. The notes are: Measure 1: D4, E4, F#4, G4, A4, B4; Measure 2: C5, B4, A4, G4, F#4, E4; Measure 3: D4, E4, F4, G4, A4, B4; Measure 4: C5, B4, A4, G4, F4, E4. The first two measures are tied together with a slur, and the last two are also tied together with a slur.

22

Exercise 22 consists of six measures of music in 4/4 time, key of D major. The first measure is a whole note D4. The second measure is a quarter rest. The third measure is a double bar line. The fourth measure is a 4/4 time signature change. The fifth and sixth measures are in 4/4 time, key of D major. The notes are: Measure 1: D4; Measure 2: quarter rest; Measure 3: double bar line; Measure 4: D4, E4, F#4, G4, A4, B4; Measure 5: C5, B4, A4, G4, F#4, E4; Measure 6: D4, E4, F#4, G4, A4, B4. The first measure is tied with a slur, and the last five measures are tied together with a slur.

23

Exercise 23 consists of three staves of music in 6/4 time. The first staff is in treble clef with a key signature of one sharp (F#). The second and third staves are in bass clef with a key signature of one flat (Bb). Each staff contains two measures of music, with a slur under the notes.

24

Exercise 24 consists of four staves of music. The first staff is in treble clef with a key signature of one sharp (F#) and a 4/4 time signature. The second and third staves are in bass clef with a key signature of one flat (Bb). The fourth staff is in treble clef with a key signature of one sharp (F#). Each staff contains two measures of music with a slur under the notes.

Heart Mind Bell

Main Melody Two

JC Heisler

①



②

Detailed description of the musical score: The score is written for a single melodic line in treble clef. The first system (labeled ①) is in 6/4 time and consists of three staves. The first staff begins with a circled '1' and contains two measures of music, with a slur over the first four notes. The second and third staves continue the melody with similar phrasing and slurs. The second system (labeled ②) consists of four staves. The first staff starts with a circled '2' and contains two measures of music, with a double bar line and a 6/4 time signature change. The second, third, and fourth staves continue the melody with various phrasings and slurs.

③



④





⑤




⑥




⑦




⑧





9






10





11



12




13






14




15





16






17





18




19




20



23



24









Heart Mind Bell



Main Melody Three

JC Heisler


①

The musical score consists of six staves of music in 8/4 time. The first staff begins with a circled '1' and a long slur over the first four measures. The second staff continues with a slur over the first four measures. The third staff has a slur over the first four measures. The fourth staff has a slur over the first four measures. The fifth staff has a slur over the first four measures. The sixth staff has a slur over the first four measures and ends with a double bar line. The music features various accidentals, including sharps and flats, and rests.






5



⑥



TRUMPET DIATONICS



a poetic training in Music Literacy

Book One of Bugles



JC HEISLER



④





⑤




⑥



⑦



8




Trumpet Diatonics

Bugle Whistle #2

JC Heisler

- Inhale for a natural, free release.
- Remove and replace mouthpiece,
in coordination with aperture
formation, at the release of the air.


①



②



③



④

Exercise 4 consists of two staves of music in 2/4 time. The first staff contains six measures of eighth-note triplets. The notes and accidentals are: G4, A4, B4 (first measure); A4, B4, C5 (second measure); B4, A4, G4 (third measure); G4, F4, E4 (fourth measure); E4, D4, C4 (fifth measure); C4, B3, A3 (sixth measure). The second staff continues with six measures of eighth-note triplets: B3, A3, G3 (first measure); G3, F3, E3 (second measure); E3, D3, C3 (third measure); C3, B2, A2 (fourth measure); A2, G2, F2 (fifth measure); G2, F2, E2 (sixth measure). The exercise concludes with a repeat sign and a final triplet measure: G2, F2, E2.

⑤

Exercise 5 consists of two staves of music in 2/4 time. The first staff contains six measures of eighth-note pairs: G4, A4 (first measure); A4, B4 (second measure); B4, A4 (third measure); A4, G4 (fourth measure); G4, F4 (fifth measure); F4, E4 (sixth measure). The second staff continues with six measures of eighth-note pairs: E4, D4 (first measure); D4, C4 (second measure); C4, B3 (third measure); B3, A3 (fourth measure); A3, G3 (fifth measure); G3, F3 (sixth measure). The exercise concludes with a repeat sign and a final pair measure: F3, E3.

⑥

Exercise 6 consists of two staves of music in 2/4 time. The first staff contains six measures of eighth-note pairs: G4, A4 (first measure); A4, B4 (second measure); B4, A4 (third measure); A4, G4 (fourth measure); G4, F4 (fifth measure); F4, E4 (sixth measure). The second staff continues with six measures of eighth-note pairs: E4, D4 (first measure); D4, C4 (second measure); C4, B3 (third measure); B3, A3 (fourth measure); A3, G3 (fifth measure); G3, F3 (sixth measure). The exercise concludes with a repeat sign and a final pair measure: F3, E3.

⑦

Exercise 7 consists of two staves of music in 2/4 time. The first staff contains six measures of eighth-note triplets: G4, A4, B4 (first measure); A4, B4, C5 (second measure); B4, A4, G4 (third measure); G4, F4, E4 (fourth measure); E4, D4, C4 (fifth measure); C4, B3, A3 (sixth measure). The second staff continues with six measures of eighth-note triplets: B3, A3, G3 (first measure); G3, F3, E3 (second measure); E3, D3, C3 (third measure); C3, B2, A2 (fourth measure); A2, G2, F2 (fifth measure); G2, F2, E2 (sixth measure). The exercise concludes with a repeat sign and a final triplet measure: G2, F2, E2.

⑧

⑨

⑩

④

Exercise 4 consists of two staves of music in 2/4 time. The first staff contains a sequence of six eighth notes with a slur and a '3' below it. The second staff contains a sequence of six eighth notes with a slur and a '3' below it, followed by a repeat sign and a final eighth note with a slur and a '3' below it.

⑤

Exercise 5 consists of two staves of music in 2/4 time. The first staff contains a sequence of six eighth notes with a slur. The second staff contains a sequence of six eighth notes with a slur, followed by a repeat sign and a final eighth note with a slur.

⑥

Exercise 6 consists of two staves of music in 2/4 time. The first staff contains a sequence of six eighth notes with a slur. The second staff contains a sequence of six eighth notes with a slur, followed by a repeat sign and a final eighth note with a slur.

⑦

Exercise 7 consists of two staves of music in 2/4 time. The first staff contains a sequence of six eighth notes with a slur and a '3' below it. The second staff contains a sequence of six eighth notes with a slur and a '3' below it, followed by a repeat sign and a final eighth note with a slur and a '3' below it.

Trumpet Diatonics

Bugle Whistle #4

JC Heisler


- Inhale for a natural, free release.
- Remove and replace mouthpiece,
in coordination with aperture
formation, at the release of the air.

①

②

③

④




⑤



⑥



⑦



8



9



10



Trumpet Diatonics

Bugle Whistle #5

JC Heisler

- Inhale for a natural, free release.
- Remove and replace mouthpiece,
in coordination with aperture
formation, at the release of the air.

①

②

③

④

3 3 3 3 3 3

3 3 3 3 3 3

⑤

3 3 3 3 3 3

3 3 3 3 3 3

⑥

3 3 3 3 3 3

3 3 3 3 3 3

⑦

3 3 3 3 3 3

3 3 3 3 3 3

⑧

3 3 3 3 3 3

3 3 3 3 3 3

⑨

3 3 3 3 3 3

3 3 3 3 3 3

⑩

3 3 3 3 3 3

3 3 3 3 3 3

⑧



3 3 3 3 3 3


This musical staff contains six measures of music. Each measure consists of a triplet of eighth notes. The notes in the first measure are Bb, C, and D. The second measure has C, D, and Eb. The third measure has D, Eb, and F. The fourth measure has Eb, F, and G. The fifth measure has F, G, and Ab. The sixth measure has G, Ab, and Bb. A slur covers all six measures.



3 3 3 3 3 3

This musical staff contains six measures of music. Each measure consists of a triplet of eighth notes. The notes in the first measure are C, D, and Eb. The second measure has D, Eb, and F. The third measure has Eb, F, and G. The fourth measure has F, G, and Ab. The fifth measure has G, Ab, and Bb. The sixth measure has Ab, Bb, and C. A slur covers all six measures. The staff ends with a double bar line and a repeat sign.

⑨



This musical staff contains seven measures of music. Each measure consists of a triplet of eighth notes. The notes in the first measure are C, D, and Eb. The second measure has D, Eb, and F. The third measure has Eb, F, and G. The fourth measure has F, G, and Ab. The fifth measure has G, Ab, and Bb. The sixth measure has Ab, Bb, and C. The seventh measure has C, D, and Eb. A slur covers all seven measures.



This musical staff contains two measures of music. Each measure consists of a triplet of eighth notes. The notes in the first measure are C, D, and Eb. The second measure has D, Eb, and F. A slur covers both measures. The staff ends with a double bar line and a repeat sign.

⑩



This musical staff contains seven measures of music. Each measure consists of a triplet of eighth notes. The notes in the first measure are C, D, and Eb. The second measure has D, Eb, and F. The third measure has Eb, F, and G. The fourth measure has F, G, and Ab. The fifth measure has G, Ab, and Bb. The sixth measure has Ab, Bb, and C. The seventh measure has C, D, and Eb. A slur covers all seven measures.



This musical staff contains two measures of music. Each measure consists of a triplet of eighth notes. The notes in the first measure are C, D, and Eb. The second measure has D, Eb, and F. A slur covers both measures. The staff ends with a double bar line and a repeat sign.

Trumpet Diatonics

Bugle Whistle #7

JC Heisler

- Inhale for a natural, free release.
- Remove and replace mouthpiece,
in coordination with aperture
formation, at the release of the air.

①

②

③

④

5 5 5 5

5 5 5 5

5 5 5 5

⑤

3 3 3 3 3 3 3

3 3 3 3 3

⑥

3 3 3 3 3 3 3

3 3 3 3 3


⑦



Exercise 7, first staff. Treble clef, 2/2 time signature. The staff contains four measures of music, each with a slur over five eighth notes and a '5' above the slur. The notes are: G4, A4, B4, C5, D5 (first measure); D5, E5, F5, G5, A5 (second measure); B4, A4, G4, F4, E4 (third measure); D4, C4, B3, A3, G3 (fourth measure). The key signature has one flat (Bb).



Exercise 7, second staff. Treble clef, 2/2 time signature. The staff contains four measures of music, each with a slur over five eighth notes and a '5' above the slur. The notes are: G3, F3, E3, D3, C3 (first measure); B2, A2, G2, F2, E2 (second measure); D2, C2, B1, A1, G1 (third measure); F1, E1, D1, C1, B0 (fourth measure). The key signature has one flat (Bb).




Exercise 7, third staff. Treble clef, 2/2 time signature. The staff contains four measures of music, each with a slur over five eighth notes and a '5' above the slur. The notes are: G3, F3, E3, D3, C3 (first measure); B2, A2, G2, F2, E2 (second measure); D2, C2, B1, A1, G1 (third measure); F1, E1, D1, C1, B0 (fourth measure). The key signature has one flat (Bb).

⑧



Exercise 8, first staff. Treble clef, 2/2 time signature. The staff contains four measures of music, each with a slur over five eighth notes and a '5' above the slur. The notes are: G4, A4, B4, C5, D5 (first measure); D5, E5, F5, G5, A5 (second measure); B4, A4, G4, F4, E4 (third measure); D4, C4, B3, A3, G3 (fourth measure). The key signature has one flat (Bb).



Exercise 8, second staff. Treble clef, 2/2 time signature. The staff contains four measures of music, each with a slur over five eighth notes and a '5' above the slur. The notes are: G3, F3, E3, D3, C3 (first measure); B2, A2, G2, F2, E2 (second measure); D2, C2, B1, A1, G1 (third measure); F1, E1, D1, C1, B0 (fourth measure). The key signature has one flat (Bb).




Exercise 8, third staff. Treble clef, 2/2 time signature. The staff contains four measures of music, each with a slur over five eighth notes and a '5' above the slur. The notes are: G3, F3, E3, D3, C3 (first measure); B2, A2, G2, F2, E2 (second measure); D2, C2, B1, A1, G1 (third measure); F1, E1, D1, C1, B0 (fourth measure). The key signature has one flat (Bb).

⑨



Exercise 9, first staff. Treble clef, 2/4 time signature. The staff contains seven measures of music, each with a slur over three eighth notes and a '3' above the slur. The notes are: G4, A4, B4 (first measure); C5, D5, E5 (second measure); F5, G5, A5 (third measure); B4, A4, G4 (fourth measure); F4, E4, D4 (fifth measure); C4, B3, A3 (sixth measure); G3, F3, E3 (seventh measure). The key signature has one flat (Bb).



Exercise 9, second staff. Treble clef, 2/4 time signature. The staff contains five measures of music, each with a slur over three eighth notes and a '3' above the slur. The notes are: G3, F3, E3 (first measure); D3, C3, B2 (second measure); A2, G2, F2 (third measure); E2, D2, C2 (fourth measure); B1, A1, G1 (fifth measure). The key signature has one flat (Bb).

10

The image shows a musical exercise consisting of two staves. The first staff begins with a treble clef, a 2/4 time signature, and a repeat sign. It contains eight measures of music, each featuring a triplet of eighth notes. The notes in the triplet for each measure are: G4, A4, B4; G4, A4, B4; G4, A4, B4; G4, A4, B4; G4, A4, B4; G4, A4, B4; G4, A4, B4; and G4, A4, B4. The second staff also begins with a treble clef and contains five measures of music, each with a triplet of eighth notes. The notes in the triplet for each measure are: G4, A4, B4; G4, A4, B4; G4, A4, B4; G4, A4, B4; and G4, A4, B4. The exercise concludes with a repeat sign and a final double bar line.

Trumpet Diatonics

Bugle Whistle #8

JC Heisler

- Inhale for a natural, free release.
- Remove and replace mouthpiece,
in coordination with aperture
formation, at the release of the air.

①

3

3

②

3

3


③

5

5

5

④



5

5

5

5

Exercise 4, first staff: Treble clef, 2/4 time signature. The staff contains a sequence of eighth notes grouped into four quintuplets, each marked with a '5' above the group. The notes are: G4, A4, B4, C5, D5; G4, A4, B4, C5, D5; G4, A4, B4, C5, D5; G4, A4, B4, C5, D5. A repeat sign is at the beginning.



5

5

5

5

Exercise 4, second staff: Treble clef, 2/4 time signature. The staff contains a sequence of eighth notes grouped into four quintuplets, each marked with a '5' above the group. The notes are: G4, A4, B4, C5, D5; G4, A4, B4, C5, D5; G4, A4, B4, C5, D5; G4, A4, B4, C5, D5. A repeat sign is at the beginning.



5


5

5

5

Exercise 4, third staff: Treble clef, 2/4 time signature. The staff contains a sequence of eighth notes grouped into four quintuplets, each marked with a '5' above the group. The notes are: G4, A4, B4, C5, D5; G4, A4, B4, C5, D5; G4, A4, B4, C5, D5; G4, A4, B4, C5, D5. A repeat sign is at the beginning and end.

⑤



3

3

3


3

3

3

3

Exercise 5, first staff: Treble clef, 2/4 time signature. The staff contains a sequence of eighth notes grouped into six triplets, each marked with a '3' above the group. The notes are: G4, A4, B4; G4, A4, B4; G4, A4, B4; G4, A4, B4; G4, A4, B4; G4, A4, B4. A repeat sign is at the beginning.



3

3

3


3

3

3

Exercise 5, second staff: Treble clef, 2/4 time signature. The staff contains a sequence of eighth notes grouped into six triplets, each marked with a '3' above the group. The notes are: G4, A4, B4; G4, A4, B4; G4, A4, B4; G4, A4, B4; G4, A4, B4; G4, A4, B4. A repeat sign is at the beginning and end.

⑥



3

3

3


3

3

3

3

Exercise 6, first staff: Treble clef, 2/4 time signature. The staff contains a sequence of eighth notes grouped into six triplets, each marked with a '3' above the group. The notes are: G4, A4, B4; G4, A4, B4; G4, A4, B4; G4, A4, B4; G4, A4, B4; G4, A4, B4. A repeat sign is at the beginning.



3

3

3

3

3

3

Exercise 6, second staff: Treble clef, 2/4 time signature. The staff contains a sequence of eighth notes grouped into six triplets, each marked with a '3' above the group. The notes are: G4, A4, B4; G4, A4, B4; G4, A4, B4; G4, A4, B4; G4, A4, B4; G4, A4, B4. A repeat sign is at the beginning and end.

⑦

5 5 5 5

⑧

5 5 5 5

⑨

3 3 3 3

10

Musical score for exercise 10, consisting of two staves of music in 2/4 time. The first staff contains six measures of music, each with a triplet of eighth notes. The second staff contains four measures of music, each with a triplet of eighth notes, followed by a double bar line and a final measure with a triplet of eighth notes. A large slur covers the entire piece.

⑦

Exercise 7 consists of three staves of music in 2/2 time. The first staff begins with a repeat sign and contains four measures of music, each with a '5' below it. The second staff contains four measures of music, each with a '5' below it. The third staff contains four measures of music, each with a '5' below it, and ends with a double bar line and repeat dots.

⑧

Exercise 8 consists of three staves of music in 2/2 time. The first staff begins with a repeat sign and contains four measures of music, each with a '5' below it. The second staff contains four measures of music, each with a '5' below it. The third staff contains four measures of music, each with a '5' below it, and ends with a double bar line and repeat dots.

⑨

Exercise 9 consists of two staves of music in 2/4 time. The first staff begins with a repeat sign and contains eight measures of music, each with a '3' below it. The second staff contains four measures of music, each with a '3' below it, and ends with a double bar line and repeat dots.

10



Trumpet Diatonics

Bugle Whistle #10

JC Heisler

- Inhale for a natural, free release.
- Remove and replace mouthpiece,
in coordination with aperture
formation, at the release of the air.

①

②

③

④



5 5 5 5

Exercise 4, first staff: Treble clef, 2/4 time signature. The staff contains a melodic line with a slur over the entire phrase. The notes are: G4 (quarter), A4 (quarter), Bb4 (quarter), A4 (quarter), G4 (quarter), F#4 (quarter), G4 (quarter), A4 (quarter), Bb4 (quarter), A4 (quarter), G4 (quarter), F#4 (quarter), G4 (quarter), A4 (quarter), Bb4 (quarter), A4 (quarter), G4 (quarter). There are four groups of five notes, each marked with a '5' below the staff.



5 5 5 5


Exercise 4, second staff: Treble clef, 2/4 time signature. The staff contains a melodic line with a slur over the entire phrase. The notes are: G4 (quarter), Ab4 (quarter), Bb4 (quarter), A4 (quarter), G4 (quarter), F#4 (quarter), G4 (quarter), A4 (quarter), Bb4 (quarter), A4 (quarter), G4 (quarter), F#4 (quarter), G4 (quarter), A4 (quarter), Bb4 (quarter), A4 (quarter), G4 (quarter). There are four groups of five notes, each marked with a '5' below the staff.



5 5 5 5

Exercise 4, third staff: Treble clef, 2/4 time signature. The staff contains a melodic line with a slur over the entire phrase. The notes are: G4 (quarter), Ab4 (quarter), Bb4 (quarter), A4 (quarter), G4 (quarter), F#4 (quarter), G4 (quarter), Ab4 (quarter), Bb4 (quarter), A4 (quarter), G4 (quarter), F#4 (quarter), G4 (quarter), Ab4 (quarter), Bb4 (quarter), A4 (quarter), G4 (quarter). There are four groups of five notes, each marked with a '5' below the staff.

⑤



3 3 3 3 3 3 3 3

Exercise 5, first staff: Treble clef, 2/4 time signature. The staff contains a melodic line with a slur over the entire phrase. The notes are: G4 (quarter), Ab4 (quarter), Bb4 (quarter), A4 (quarter), G4 (quarter), F#4 (quarter), G4 (quarter), Ab4 (quarter), Bb4 (quarter), A4 (quarter), G4 (quarter), F#4 (quarter), G4 (quarter), Ab4 (quarter), Bb4 (quarter), A4 (quarter), G4 (quarter). There are eight groups of three notes, each marked with a '3' below the staff.



3 3 3 3 3


Exercise 5, second staff: Treble clef, 2/4 time signature. The staff contains a melodic line with a slur over the entire phrase. The notes are: G4 (quarter), Ab4 (quarter), Bb4 (quarter), A4 (quarter), G4 (quarter), F#4 (quarter), G4 (quarter), Ab4 (quarter), Bb4 (quarter), A4 (quarter), G4 (quarter), F#4 (quarter), G4 (quarter), Ab4 (quarter), Bb4 (quarter), A4 (quarter), G4 (quarter). There are five groups of three notes, each marked with a '3' below the staff.

⑥



3 3 3 3 3 3 3 3

Exercise 6, first staff: Treble clef, 2/4 time signature. The staff contains a melodic line with a slur over the entire phrase. The notes are: G4 (quarter), Ab4 (quarter), Bb4 (quarter), A4 (quarter), G4 (quarter), F#4 (quarter), G4 (quarter), Ab4 (quarter), Bb4 (quarter), A4 (quarter), G4 (quarter), F#4 (quarter), G4 (quarter), Ab4 (quarter), Bb4 (quarter), A4 (quarter), G4 (quarter). There are eight groups of three notes, each marked with a '3' below the staff.



3 3 3 3 3

Exercise 6, second staff: Treble clef, 2/4 time signature. The staff contains a melodic line with a slur over the entire phrase. The notes are: G4 (quarter), Ab4 (quarter), Bb4 (quarter), A4 (quarter), G4 (quarter), F#4 (quarter), G4 (quarter), Ab4 (quarter), Bb4 (quarter), A4 (quarter), G4 (quarter), F#4 (quarter), G4 (quarter), Ab4 (quarter), Bb4 (quarter), A4 (quarter), G4 (quarter). There are five groups of three notes, each marked with a '3' below the staff.

⑦

5 5 5 5

5 5 5 5

5 5 5 5

⑧

5 5 5 5

5 5 5 5

5 5 5 5

⑨

3 3 3 3 3 3 3

3 3 3 3 3

10

Musical score for exercise 10, consisting of two staves of music in 2/4 time. The first staff contains eight measures of eighth-note triplets, and the second staff contains five measures of eighth-note triplets. A large slur covers the entire piece. The key signature has one flat (B-flat), and the time signature is 2/4. The first staff starts with a repeat sign. The second staff ends with a repeat sign and a final double bar line.

Trumpet Diatonics

Bugle Whistle #11

JC Heisler

- Inhale for a natural, free release.
- Remove and replace mouthpiece,
in coordination with aperture
formation, at the release of the air.

①

②

③

④

5 5 5 5

5 5 5 5

5 5 5 5

⑤

3 3 3 3 3 3 3 3

3 3 3 3 3

⑥

3 3 3 3 3 3 3 3

3 3 3 3 3

- Inhale for a natural, free release.
- Remove and replace mouthpiece,
in coordination with aperture
formation, at the release of the air.

Trumpet Diatonics

Bugle Whistle #12

JC Heisler


①



②



③



④




7

7

7

7

Exercise 4, first staff: Treble clef, 4/4 time signature. The staff contains four measures of eighth-note patterns, each marked with a '7' above it. The notes are: C4, D4, E4, F4, G4, A4, B4, C5; C4, D4, E4, F4, G4, A4, B4, C5; C4, D4, E4, F4, G4, A4, B4, C5; C4, D4, E4, F4, G4, A4, B4, C5.



7

7

7

7

Exercise 4, second staff: Treble clef, 4/4 time signature. The staff contains four measures of eighth-note patterns, each marked with a '7' above it. The notes are: C4, D4, E4, F4, G4, A4, B4, C5; C4, D4, E4, F4, G4, A4, B4, C5; C4, D4, E4, F4, G4, A4, B4, C5; C4, D4, E4, F4, G4, A4, B4, C5.



7

7

7

7

Exercise 4, third staff: Treble clef, 4/4 time signature. The staff contains four measures of eighth-note patterns, each marked with a '7' above it. The notes are: C4, D4, E4, F4, G4, A4, B4, C5; C4, D4, E4, F4, G4, A4, B4, C5; C4, D4, E4, F4, G4, A4, B4, C5; C4, D4, E4, F4, G4, A4, B4, C5.

⑤



Exercise 5, first staff: Treble clef, 4/4 time signature. The staff contains four measures of eighth-note patterns. The notes are: C4, D4, E4, F4, G4, A4, B4, C5; C4, D4, E4, F4, G4, A4, B4, C5; C4, D4, E4, F4, G4, A4, B4, C5; C4, D4, E4, F4, G4, A4, B4, C5.



Exercise 5, second staff: Treble clef, 4/4 time signature. The staff contains four measures of eighth-note patterns. The notes are: C4, D4, E4, F4, G4, A4, B4, C5; C4, D4, E4, F4, G4, A4, B4, C5; C4, D4, E4, F4, G4, A4, B4, C5; C4, D4, E4, F4, G4, A4, B4, C5.

⑥




Exercise 6, first staff: Treble clef, 4/4 time signature. The staff contains four measures of eighth-note patterns. The notes are: C4, D4, E4, F4, G4, A4, B4, C5; C4, D4, E4, F4, G4, A4, B4, C5; C4, D4, E4, F4, G4, A4, B4, C5; C4, D4, E4, F4, G4, A4, B4, C5.




Exercise 6, second staff: Treble clef, 4/4 time signature. The staff contains four measures of eighth-note patterns. The notes are: C4, D4, E4, F4, G4, A4, B4, C5; C4, D4, E4, F4, G4, A4, B4, C5; C4, D4, E4, F4, G4, A4, B4, C5; C4, D4, E4, F4, G4, A4, B4, C5.


⑦



Exercise 7, staff 1: Treble clef, 4/4 time signature. The staff contains four measures of music, each with a slur over a group of seven notes. The notes are: C4, D4, E4, F4, G4, A4, B4; C4, D4, E4, F4, G4, A4, B4; C4, D4, E4, F4, G4, A4, B4; C4, D4, E4, F4, G4, A4, B4.



Exercise 7, staff 2: Treble clef, 4/4 time signature. The staff contains four measures of music, each with a slur over a group of seven notes. The notes are: C4, D4, E4, F4, G4, A4, B4; C4, D4, E4, F4, G4, A4, B4; C4, D4, E4, F4, G4, A4, B4; C4, D4, E4, F4, G4, A4, B4.




Exercise 7, staff 3: Treble clef, 4/4 time signature. The staff contains four measures of music, each with a slur over a group of seven notes. The notes are: C4, D4, E4, F4, G4, A4, B4; C4, D4, E4, F4, G4, A4, B4; C4, D4, E4, F4, G4, A4, B4; C4, D4, E4, F4, G4, A4, B4.

⑧



Exercise 8, staff 1: Treble clef, 4/4 time signature. The staff contains four measures of music, each with a slur over a group of seven notes. The notes are: C4, D4, E4, F4, G4, A4, B4; C4, D4, E4, F4, G4, A4, B4; C4, D4, E4, F4, G4, A4, B4; C4, D4, E4, F4, G4, A4, B4.



Exercise 8, staff 2: Treble clef, 4/4 time signature. The staff contains four measures of music, each with a slur over a group of seven notes. The notes are: C4, D4, E4, F4, G4, A4, B4; C4, D4, E4, F4, G4, A4, B4; C4, D4, E4, F4, G4, A4, B4; C4, D4, E4, F4, G4, A4, B4.



Exercise 8, staff 3: Treble clef, 4/4 time signature. The staff contains four measures of music, each with a slur over a group of seven notes. The notes are: C4, D4, E4, F4, G4, A4, B4; C4, D4, E4, F4, G4, A4, B4; C4, D4, E4, F4, G4, A4, B4; C4, D4, E4, F4, G4, A4, B4.

⑨



Exercise 9, staff 1: Treble clef, 4/4 time signature. The staff contains four measures of music, each with a slur over a group of seven notes. The notes are: C4, D4, E4, F4, G4, A4, B4; C4, D4, E4, F4, G4, A4, B4; C4, D4, E4, F4, G4, A4, B4; C4, D4, E4, F4, G4, A4, B4.



Exercise 9, staff 2: Treble clef, 4/4 time signature. The staff contains four measures of music, each with a slur over a group of seven notes. The notes are: C4, D4, E4, F4, G4, A4, B4; C4, D4, E4, F4, G4, A4, B4; C4, D4, E4, F4, G4, A4, B4; C4, D4, E4, F4, G4, A4, B4.

10



④

7 7 7 7

7 7 7 7

7 7 7 7

⑤

⑤

⑥

⑥

⑦

7 7 7 7

⑧

7 7 7 7

⑨

9

④

7 7 7 7

7 7 7 7

7 7 7 7

⑤

7 7 7 7

7 7 7 7

⑥

7 7 7 7

7 7 7 7

⑦

⑧

⑨

10

The image shows two staves of musical notation for exercise 10. The first staff starts with a treble clef, a key signature of one sharp (F#), and a repeat sign. The second staff ends with a double bar line and repeat dots. The music is a melodic line with various intervals and accidentals.

④

7 7 7 7

7 7 7 7

7 7 7 7

⑤

7 7 7 7

7 7 7 7

⑥


7 7 7 7

7 7 7 7

⑦



⑧



⑨



⑩

Musical score for exercise 10, consisting of two staves of music in 4/4 time. The first staff begins with a treble clef, a key signature of one sharp (F#), and a 4/4 time signature. The second staff begins with a treble clef and a key signature of two sharps (F# and C#). Both staves contain a single melodic line with various accidentals and a repeat sign at the end.

Trumpet Diatonics

Bugle Whistle #16

JC Heisler

- Inhale for a natural, free release.
- Remove and replace mouthpiece,
in coordination with aperture
formation, at the release of the air.

①

②

③

④

Exercise 4 consists of four staves of music. Each staff begins with a double bar line and a repeat sign. The music is written in treble clef. Each staff contains a single melodic line with a slur over the entire staff and the number '9' centered above the staff. The notes are eighth notes. The first staff starts on C4 and moves up stepwise to G4. The second staff starts on G4 and moves up stepwise to D5. The third staff starts on D5 and moves up stepwise to A5. The fourth staff starts on A5 and moves up stepwise to E6, ending with a double bar line and repeat sign.

⑤

Exercise 5 consists of two staves of music. Each staff begins with a double bar line and a 4/4 time signature. The music is written in treble clef. Each staff contains a single melodic line with a slur over the entire staff and the number '5' centered above the staff. The notes are eighth notes. The first staff starts on C4 and moves up stepwise to G4. The second staff starts on G4 and moves up stepwise to D5, ending with a double bar line and repeat sign.

⑥

Exercise 6 consists of two staves of music. Each staff begins with a double bar line and a 4/4 time signature. The music is written in treble clef. Each staff contains a single melodic line with a slur over the entire staff and the number '5' centered above the staff. The notes are eighth notes. The first staff starts on C4 and moves up stepwise to G4. The second staff starts on G4 and moves up stepwise to D5, ending with a double bar line and repeat sign.

⑦

Exercise 7 consists of four staves of music. Each staff contains three measures of music, with a slur spanning all three measures and a '9' above each measure. The notes are: Staff 1: G4, A4, B4, C5, B4, A4, G4; Staff 2: A4, B4, C5, B4, A4, G4; Staff 3: G4, A4, B4, C5, B4, A4, G4; Staff 4: A4, B4, C5, B4, A4, G4.

⑧

Exercise 8 consists of four staves of music. Each staff contains three measures of music, with a slur spanning all three measures and a '9' above each measure. The notes are: Staff 1: G4, A4, B4, C5, B4, A4, G4; Staff 2: A4, B4, C5, B4, A4, G4; Staff 3: G4, A4, B4, C5, B4, A4, G4; Staff 4: A4, B4, C5, B4, A4, G4.

③

11 11

11 11

11 11

11 11

11 11

11 11

④

11

11

11

11

11

11

⑤

6 6 6

6 6 6 6

6 6 6 6

⑥

6 6 6

6 6 6 6

6 6 6 6

⑦

11 11

11 11

11 11

11 11

11 11

11 11

⑧

11 11

11 11

11 11

11 11

11 11

11 11


Trumpet Diatonics

Bugle Whistle #18

JC Heisler

- Inhale for a natural, free release.
- Remove and replace mouthpiece, in coordination with aperture formation, at the release of the air.


①



Musical staff 1 of exercise 1, starting with a circled 1. It features a treble clef and a key signature of one flat. The staff contains four measures of music, each with a slur over it and a '7' below. The notes are: G4 (flat), A4, B4, C5, B4, A4, G4 (flat); G4 (flat), A4, B4, C5, B4, A4, G4 (flat); G4 (flat), A4, B4, C5, B4, A4, G4 (flat); G4 (flat), A4, B4, C5, B4, A4, G4 (flat).




Musical staff 2 of exercise 1, continuing from the first staff. It features a treble clef and a key signature of one flat. The staff contains four measures of music, each with a slur over it and a '7' below. The notes are: G4 (flat), A4, B4, C5, B4, A4, G4 (flat); G4 (flat), A4, B4, C5, B4, A4, G4 (flat); G4 (flat), A4, B4, C5, B4, A4, G4 (flat); G4 (flat), A4, B4, C5, B4, A4, G4 (flat).




Musical staff 3 of exercise 1, continuing from the second staff. It features a treble clef and a key signature of one flat. The staff contains four measures of music, each with a slur over it and a '7' below. The notes are: G4 (flat), A4, B4, C5, B4, A4, G4 (flat); G4 (flat), A4, B4, C5, B4, A4, G4 (flat); G4 (flat), A4, B4, C5, B4, A4, G4 (flat); G4 (flat), A4, B4, C5, B4, A4, G4 (flat).


②



Musical staff 1 of exercise 2, starting with a circled 2. It features a treble clef and a key signature of one flat. The staff contains four measures of music, each with a slur over it and a '7' below. The notes are: G4 (flat), A4, B4, C5, B4, A4, G4 (flat); G4 (flat), A4, B4, C5, B4, A4, G4 (flat); G4 (flat), A4, B4, C5, B4, A4, G4 (flat); G4 (flat), A4, B4, C5, B4, A4, G4 (flat).



Musical staff 2 of exercise 2, continuing from the first staff. It features a treble clef and a key signature of one flat. The staff contains four measures of music, each with a slur over it and a '7' below. The notes are: G4 (flat), A4, B4, C5, B4, A4, G4 (flat); G4 (flat), A4, B4, C5, B4, A4, G4 (flat); G4 (flat), A4, B4, C5, B4, A4, G4 (flat); G4 (flat), A4, B4, C5, B4, A4, G4 (flat).



Musical staff 3 of exercise 2, continuing from the second staff. It features a treble clef and a key signature of one flat. The staff contains four measures of music, each with a slur over it and a '7' below. The notes are: G4 (flat), A4, B4, C5, B4, A4, G4 (flat); G4 (flat), A4, B4, C5, B4, A4, G4 (flat); G4 (flat), A4, B4, C5, B4, A4, G4 (flat); G4 (flat), A4, B4, C5, B4, A4, G4 (flat).

③

13 13

13 13

13 13

13 13

13 13

13 13

④

Musical staff 1: Treble clef, 13-measure phrase with a flat, followed by a 13-measure phrase with two sharps.

Musical staff 2: Treble clef, 13-measure phrase with two flats, followed by a 13-measure phrase with one sharp.


Musical staff 3: Treble clef, 13-measure phrase with three flats, followed by a 13-measure phrase with no accidentals.

Musical staff 4: Treble clef, 13-measure phrase with three sharps, followed by a 13-measure phrase with no accidentals.

Musical staff 5: Treble clef, 13-measure phrase with three flats, followed by a 13-measure phrase with one sharp.

Musical staff 6: Treble clef, 13-measure phrase with two flats, followed by a 13-measure phrase with two sharps.


⑤



Exercise 5, first staff. Treble clef, key signature of one flat (B-flat). The staff contains four measures of music, each with a slur over it and a '7' below. The notes are: M1: B4, C5, D5, E5, F5, G5, A5, B5; M2: A4, G4, F4, E4, D4, C4, B3, A3; M3: B3, A3, G3, F3, E3, D3, C3, B2; M4: A2, G2, F2, E2, D2, C2, B1, A1.




Exercise 5, second staff. Treble clef, key signature of one flat. The staff contains four measures of music, each with a slur over it and a '7' below. The notes are: M1: B4, C5, D5, E5, F5, G5, A5, B5; M2: A4, G4, F4, E4, D4, C4, B3, A3; M3: B3, A3, G3, F3, E3, D3, C3, B2; M4: A2, G2, F2, E2, D2, C2, B1, A1.




Exercise 5, third staff. Treble clef, key signature of one flat. The staff contains four measures of music, each with a slur over it and a '7' below. The notes are: M1: B4, C5, D5, E5, F5, G5, A5, B5; M2: A4, G4, F4, E4, D4, C4, B3, A3; M3: B3, A3, G3, F3, E3, D3, C3, B2; M4: A2, G2, F2, E2, D2, C2, B1, A1.


⑥



Exercise 6, first staff. Treble clef, 4/4 time signature, key signature of one flat. The staff contains four measures of music, each with a slur over it and a '7' below. The notes are: M1: B4, C5, D5, E5, F5, G5, A5, B5; M2: A4, G4, F4, E4, D4, C4, B3, A3; M3: B3, A3, G3, F3, E3, D3, C3, B2; M4: A2, G2, F2, E2, D2, C2, B1, A1.



Exercise 6, second staff. Treble clef, 4/4 time signature, key signature of one flat. The staff contains four measures of music, each with a slur over it and a '7' below. The notes are: M1: B4, C5, D5, E5, F5, G5, A5, B5; M2: A4, G4, F4, E4, D4, C4, B3, A3; M3: B3, A3, G3, F3, E3, D3, C3, B2; M4: A2, G2, F2, E2, D2, C2, B1, A1.



Exercise 6, third staff. Treble clef, 4/4 time signature, key signature of one flat. The staff contains four measures of music, each with a slur over it and a '7' below. The notes are: M1: B4, C5, D5, E5, F5, G5, A5, B5; M2: A4, G4, F4, E4, D4, C4, B3, A3; M3: B3, A3, G3, F3, E3, D3, C3, B2; M4: A2, G2, F2, E2, D2, C2, B1, A1.

⑦

13 13

13 13

13 13

13 13

13 13

13 13

⑧

13 13

13 13


13 13

13 13

13 13

13 13

⑨



Exercise 9, first staff. Treble clef, 4/4 time signature. The staff contains four measures of music, each with a slur over the notes and a '7' below the staff. The notes are: G4 (flat), A4, B4, C5 (flat), D5 (flat), E5, F5, G5 (flat), A5, B5, C6 (flat), D6 (flat), E6, F6, G6 (flat), A6, B6, C7 (flat), D7 (flat), E7, F7, G7 (flat), A7, B7, C8 (flat), D8 (flat), E8, F8, G8 (flat), A8, B8, C9 (flat), D9 (flat), E9, F9, G9 (flat), A9, B9, C10 (flat), D10 (flat), E10, F10, G10 (flat), A10, B10, C11 (flat), D11 (flat), E11, F11, G11 (flat), A11, B11, C12 (flat), D12 (flat), E12, F12, G12 (flat), A12, B12, C13 (flat), D13 (flat), E13, F13, G13 (flat), A13, B13, C14 (flat), D14 (flat), E14, F14, G14 (flat), A14, B14, C15 (flat), D15 (flat), E15, F15, G15 (flat), A15, B15, C16 (flat), D16 (flat), E16, F16, G16 (flat), A16, B16, C17 (flat), D17 (flat), E17, F17, G17 (flat), A17, B17, C18 (flat), D18 (flat), E18, F18, G18 (flat), A18, B18, C19 (flat), D19 (flat), E19, F19, G19 (flat), A19, B19, C20 (flat), D20 (flat), E20, F20, G20 (flat), A20, B20, C21 (flat), D21 (flat), E21, F21, G21 (flat), A21, B21, C22 (flat), D22 (flat), E22, F22, G22 (flat), A22, B22, C23 (flat), D23 (flat), E23, F23, G23 (flat), A23, B23, C24 (flat), D24 (flat), E24, F24, G24 (flat), A24, B24, C25 (flat), D25 (flat), E25, F25, G25 (flat), A25, B25, C26 (flat), D26 (flat), E26, F26, G26 (flat), A26, B26, C27 (flat), D27 (flat), E27, F27, G27 (flat), A27, B27, C28 (flat), D28 (flat), E28, F28, G28 (flat), A28, B28, C29 (flat), D29 (flat), E29, F29, G29 (flat), A29, B29, C30 (flat), D30 (flat), E30, F30, G30 (flat), A30, B30, C31 (flat), D31 (flat), E31, F31, G31 (flat), A31, B31, C32 (flat), D32 (flat), E32, F32, G32 (flat), A32, B32, C33 (flat), D33 (flat), E33, F33, G33 (flat), A33, B33, C34 (flat), D34 (flat), E34, F34, G34 (flat), A34, B34, C35 (flat), D35 (flat), E35, F35, G35 (flat), A35, B35, C36 (flat), D36 (flat), E36, F36, G36 (flat), A36, B36, C37 (flat), D37 (flat), E37, F37, G37 (flat), A37, B37, C38 (flat), D38 (flat), E38, F38, G38 (flat), A38, B38, C39 (flat), D39 (flat), E39, F39, G39 (flat), A39, B39, C40 (flat), D40 (flat), E40, F40, G40 (flat), A40, B40, C41 (flat), D41 (flat), E41, F41, G41 (flat), A41, B41, C42 (flat), D42 (flat), E42, F42, G42 (flat), A42, B42, C43 (flat), D43 (flat), E43, F43, G43 (flat), A43, B43, C44 (flat), D44 (flat), E44, F44, G44 (flat), A44, B44, C45 (flat), D45 (flat), E45, F45, G45 (flat), A45, B45, C46 (flat), D46 (flat), E46, F46, G46 (flat), A46, B46, C47 (flat), D47 (flat), E47, F47, G47 (flat), A47, B47, C48 (flat), D48 (flat), E48, F48, G48 (flat), A48, B48, C49 (flat), D49 (flat), E49, F49, G49 (flat), A49, B49, C50 (flat), D50 (flat), E50, F50, G50 (flat), A50, B50, C51 (flat), D51 (flat), E51, F51, G51 (flat), A51, B51, C52 (flat), D52 (flat), E52, F52, G52 (flat), A52, B52, C53 (flat), D53 (flat), E53, F53, G53 (flat), A53, B53, C54 (flat), D54 (flat), E54, F54, G54 (flat), A54, B54, C55 (flat), D55 (flat), E55, F55, G55 (flat), A55, B55, C56 (flat), D56 (flat), E56, F56, G56 (flat), A56, B56, C57 (flat), D57 (flat), E57, F57, G57 (flat), A57, B57, C58 (flat), D58 (flat), E58, F58, G58 (flat), A58, B58, C59 (flat), D59 (flat), E59, F59, G59 (flat), A59, B59, C60 (flat), D60 (flat), E60, F60, G60 (flat), A60, B60, C61 (flat), D61 (flat), E61, F61, G61 (flat), A61, B61, C62 (flat), D62 (flat), E62, F62, G62 (flat), A62, B62, C63 (flat), D63 (flat), E63, F63, G63 (flat), A63, B63, C64 (flat), D64 (flat), E64, F64, G64 (flat), A64, B64, C65 (flat), D65 (flat), E65, F65, G65 (flat), A65, B65, C66 (flat), D66 (flat), E66, F66, G66 (flat), A66, B66, C67 (flat), D67 (flat), E67, F67, G67 (flat), A67, B67, C68 (flat), D68 (flat), E68, F68, G68 (flat), A68, B68, C69 (flat), D69 (flat), E69, F69, G69 (flat), A69, B69, C70 (flat), D70 (flat), E70, F70, G70 (flat), A70, B70, C71 (flat), D71 (flat), E71, F71, G71 (flat), A71, B71, C72 (flat), D72 (flat), E72, F72, G72 (flat), A72, B72, C73 (flat), D73 (flat), E73, F73, G73 (flat), A73, B73, C74 (flat), D74 (flat), E74, F74, G74 (flat), A74, B74, C75 (flat), D75 (flat), E75, F75, G75 (flat), A75, B75, C76 (flat), D76 (flat), E76, F76, G76 (flat), A76, B76, C77 (flat), D77 (flat), E77, F77, G77 (flat), A77, B77, C78 (flat), D78 (flat), E78, F78, G78 (flat), A78, B78, C79 (flat), D79 (flat), E79, F79, G79 (flat), A79, B79, C80 (flat), D80 (flat), E80, F80, G80 (flat), A80, B80, C81 (flat), D81 (flat), E81, F81, G81 (flat), A81, B81, C82 (flat), D82 (flat), E82, F82, G82 (flat), A82, B82, C83 (flat), D83 (flat), E83, F83, G83 (flat), A83, B83, C84 (flat), D84 (flat), E84, F84, G84 (flat), A84, B84, C85 (flat), D85 (flat), E85, F85, G85 (flat), A85, B85, C86 (flat), D86 (flat), E86, F86, G86 (flat), A86, B86, C87 (flat), D87 (flat), E87, F87, G87 (flat), A87, B87, C88 (flat), D88 (flat), E88, F88, G88 (flat), A88, B88, C89 (flat), D89 (flat), E89, F89, G89 (flat), A89, B89, C90 (flat), D90 (flat), E90, F90, G90 (flat), A90, B90, C91 (flat), D91 (flat), E91, F91, G91 (flat), A91, B91, C92 (flat), D92 (flat), E92, F92, G92 (flat), A92, B92, C93 (flat), D93 (flat), E93, F93, G93 (flat), A93, B93, C94 (flat), D94 (flat), E94, F94, G94 (flat), A94, B94, C95 (flat), D95 (flat), E95, F95, G95 (flat), A95, B95, C96 (flat), D96 (flat), E96, F96, G96 (flat), A96, B96, C97 (flat), D97 (flat), E97, F97, G97 (flat), A97, B97, C98 (flat), D98 (flat), E98, F98, G98 (flat), A98, B98, C99 (flat), D99 (flat), E99, F99, G99 (flat), A99, B99, C100 (flat), D100 (flat), E100, F100, G100 (flat), A100, B100, C101 (flat), D101 (flat), E101, F101, G101 (flat), A101, B101, C102 (flat), D102 (flat), E102, F102, G102 (flat), A102, B102, C103 (flat), D103 (flat), E103, F103, G103 (flat), A103, B103, C104 (flat), D104 (flat), E104, F104, G104 (flat), A104, B104, C105 (flat), D105 (flat), E105, F105, G105 (flat), A105, B105, C106 (flat), D106 (flat), E106, F106, G106 (flat), A106, B106, C107 (flat), D107 (flat), E107, F107, G107 (flat), A107, B107, C108 (flat), D108 (flat), E108, F108, G108 (flat), A108, B108, C109 (flat), D109 (flat), E109, F109, G109 (flat), A109, B109, C110 (flat), D110 (flat), E110, F110, G110 (flat), A110, B110, C111 (flat), D111 (flat), E111, F111, G111 (flat), A111, B111, C112 (flat), D112 (flat), E112, F112, G112 (flat), A112, B112, C113 (flat), D113 (flat), E113, F113, G113 (flat), A113, B113, C114 (flat), D114 (flat), E114, F114, G114 (flat), A114, B114, C115 (flat), D115 (flat), E115, F115, G115 (flat), A115, B115, C116 (flat), D116 (flat), E116, F116, G116 (flat), A116, B116, C117 (flat), D117 (flat), E117, F117, G117 (flat), A117, B117, C118 (flat), D118 (flat), E118, F118, G118 (flat), A118, B118, C119 (flat), D119 (flat), E119, F119, G119 (flat), A119, B119, C120 (flat), D120 (flat), E120, F120, G120 (flat), A120, B120, C121 (flat), D121 (flat), E121, F121, G121 (flat), A121, B121, C122 (flat), D122 (flat), E122, F122, G122 (flat), A122, B122, C123 (flat), D123 (flat), E123, F123, G123 (flat), A123, B123, C124 (flat), D124 (flat), E124, F124, G124 (flat), A124, B124, C125 (flat), D125 (flat), E125, F125, G125 (flat), A125, B125, C126 (flat), D126 (flat), E126, F126, G126 (flat), A126, B126, C127 (flat), D127 (flat), E127, F127, G127 (flat), A127, B127, C128 (flat), D128 (flat), E128, F128, G128 (flat), A128, B128, C129 (flat), D129 (flat), E129, F129, G129 (flat), A129, B129, C130 (flat), D130 (flat), E130, F130, G130 (flat), A130, B130, C131 (flat), D131 (flat), E131, F131, G131 (flat), A131, B131, C132 (flat), D132 (flat), E132, F132, G132 (flat), A132, B132, C133 (flat), D133 (flat), E133, F133, G133 (flat), A133, B133, C134 (flat), D134 (flat), E134, F134, G134 (flat), A134, B134, C135 (flat), D135 (flat), E135, F135, G135 (flat), A135, B135, C136 (flat), D136 (flat), E136, F136, G136 (flat), A136, B136, C137 (flat), D137 (flat), E137, F137, G137 (flat), A137, B137, C138 (flat), D138 (flat), E138, F138, G138 (flat), A138, B138, C139 (flat), D139 (flat), E139, F139, G139 (flat), A139, B139, C140 (flat), D140 (flat), E140, F140, G140 (flat), A140, B140, C141 (flat), D141 (flat), E141, F141, G141 (flat), A141, B141, C142 (flat), D142 (flat), E142, F142, G142 (flat), A142, B142, C143 (flat), D143 (flat), E143, F143, G143 (flat), A143, B143, C144 (flat), D144 (flat), E144, F144, G144 (flat), A144, B144, C145 (flat), D145 (flat), E145, F145, G145 (flat), A145, B145, C146 (flat), D146 (flat), E146, F146, G146 (flat), A146, B146, C147 (flat), D147 (flat), E147, F147, G147 (flat), A147, B147, C148 (flat), D148 (flat), E148, F148, G148 (flat), A148, B148, C149 (flat), D149 (flat), E149, F149, G149 (flat), A149, B149, C150 (flat), D150 (flat), E150, F150, G150 (flat), A150, B150, C151 (flat), D151 (flat), E151, F151, G151 (flat), A151, B151, C152 (flat), D152 (flat), E152, F152, G152 (flat), A152, B152, C153 (flat), D153 (flat), E153, F153, G153 (flat), A153, B153, C154 (flat), D154 (flat), E154, F154, G154 (flat), A154, B154, C155 (flat), D155 (flat), E155, F155, G155 (flat), A155, B155, C156 (flat), D156 (flat), E156, F156, G156 (flat), A156, B156, C157 (flat), D157 (flat), E157, F157, G157 (flat), A157, B157, C158 (flat), D158 (flat), E158, F158, G158 (flat), A158, B158, C159 (flat), D159 (flat), E159, F159, G159 (flat), A159, B159, C160 (flat), D160 (flat), E160, F160, G160 (flat), A160, B160, C161 (flat), D161 (flat), E161, F161, G161 (flat), A161, B161, C162 (flat), D162 (flat), E162, F162, G162 (flat), A162, B162, C163 (flat), D163 (flat), E163, F163, G163 (flat), A163, B163, C164 (flat), D164 (flat), E164, F164, G164 (flat), A164, B164, C165 (flat), D165 (flat), E165, F165, G165 (flat), A165, B165, C166 (flat), D166 (flat), E166, F166, G166 (flat), A166, B166, C167 (flat), D167 (flat), E167, F167, G167 (flat), A167, B167, C168 (flat), D168 (flat), E168, F168, G168 (flat), A168, B168, C169 (flat), D169 (flat), E169, F169, G169 (flat), A169, B169, C170 (flat), D170 (flat), E170, F170, G170 (flat), A170, B170, C171 (flat), D171 (flat), E171, F171, G171 (flat), A171, B171, C172 (flat), D172 (flat), E172, F172, G172 (flat), A172, B172, C173 (flat), D173 (flat), E173, F173, G173 (flat), A173, B173, C174 (flat), D174 (flat), E174, F174, G174 (flat), A174, B174, C175 (flat), D175 (flat), E175, F175, G175 (flat), A175, B175, C176 (flat), D176 (flat), E176, F176, G176 (flat), A176, B176, C177 (flat), D177 (flat), E177, F177, G177 (flat), A177, B177, C178 (flat), D178 (flat), E178, F178, G178 (flat), A178, B178, C179 (flat), D179 (flat), E179, F179, G179 (flat), A179, B179, C180 (flat), D180 (flat), E180, F180, G180 (flat), A180, B180, C181 (flat), D181 (flat), E181, F181, G181 (flat), A181, B181, C182 (flat), D182 (flat), E182, F182, G182 (flat), A182, B182, C183 (flat), D183 (flat), E183, F183, G183 (flat), A183, B183, C184 (flat), D184 (flat), E184, F184, G184 (flat), A184, B184, C185 (flat), D185 (flat), E185, F185, G185 (flat), A185, B185, C186 (flat), D186 (flat), E186, F186, G186 (flat), A186, B186, C187 (flat), D187 (flat), E187, F187, G187 (flat), A187, B187, C188 (flat), D188 (flat), E188, F188, G188 (flat), A188, B188, C189 (flat), D189 (flat), E189, F189, G189 (flat), A189, B189, C190 (flat), D190 (flat), E190, F190, G190 (flat), A190, B190, C191 (flat), D191 (flat), E191, F191, G191 (flat), A191, B191, C192 (flat), D192 (flat), E192, F192, G192 (flat), A192, B192, C193 (flat), D193 (flat), E193, F193, G193 (flat), A193, B193, C194 (flat), D194 (flat), E194, F194, G194 (flat), A194, B194, C195 (flat), D195 (flat), E195, F195, G195 (flat), A195, B195, C196 (flat), D196 (flat), E196, F196, G196 (flat), A196, B196, C197 (flat), D197 (flat), E197, F197, G197 (flat), A197, B197, C198 (flat), D198 (flat), E198, F198, G198 (flat), A198, B198, C199 (flat), D199 (flat), E199, F199, G199 (flat), A199, B199, C200 (flat), D200 (flat), E200, F200, G200 (flat), A200, B200, C201 (flat), D201 (flat), E201, F201, G201 (flat), A201, B201, C202 (flat), D202 (flat), E202, F202, G202 (flat), A202, B202, C203 (flat), D203 (flat), E203, F203, G203 (flat), A203, B203, C204 (flat), D204 (flat), E204, F204, G204 (flat), A204, B204, C205 (flat), D205 (flat), E205, F205, G205 (flat), A205, B205, C206 (flat), D206 (flat), E206, F206, G206 (flat), A206, B206, C207 (flat), D207 (flat), E207, F207, G207 (flat), A207, B207, C208 (flat), D208 (flat), E208, F208, G208 (flat), A208, B208, C209 (flat), D209 (flat), E209, F209, G209 (flat), A209, B209, C210 (flat), D210 (flat), E210, F210, G210 (flat), A210, B210, C211 (flat), D211 (flat), E211, F211, G211 (flat), A211, B211, C212 (flat), D212 (flat), E212, F212, G212 (flat), A212, B212, C213 (flat), D213 (flat), E213, F213, G213 (flat), A213, B213, C214 (flat), D214 (flat), E214, F214, G214 (flat), A214, B214, C215 (flat), D215 (flat), E215, F215, G215 (flat), A215, B215, C216 (flat), D216 (flat), E216, F216, G216 (flat), A216, B216, C217 (flat), D217 (flat), E217, F217, G217 (flat), A217, B217, C218 (flat), D218 (flat), E218, F218, G218 (flat), A218, B218, C219 (flat), D219 (flat), E219, F219, G219 (flat), A219, B219, C220 (flat), D220 (flat), E220, F220, G220 (flat), A220, B220, C221 (flat), D221 (flat), E221, F221, G221 (flat), A221, B221, C222 (flat), D222 (flat), E222, F222, G222 (flat), A222, B222, C223 (flat), D223 (flat), E223, F223, G223 (flat), A223, B223, C224 (flat), D224 (flat), E224, F224, G224 (flat), A224, B224, C225 (flat), D225 (flat), E225, F225, G225 (flat), A225, B225, C226 (flat), D226 (flat), E226, F226, G226 (flat), A226, B226, C227 (flat), D227 (flat), E227, F227, G227 (flat), A227, B227, C228 (flat), D228 (flat), E228, F228, G228 (flat), A228, B228, C229 (flat), D229 (flat), E229, F229, G229 (flat), A229, B229, C230 (flat), D230 (flat), E230, F230, G230 (flat), A230, B230, C231 (flat), D231 (flat), E231, F231, G231 (flat), A231, B231, C232 (flat), D232 (flat), E232, F232, G232 (flat), A232, B232, C233 (flat), D233 (flat), E233, F233, G233 (flat), A233, B233, C234 (flat), D234 (flat), E234, F234, G234 (flat), A234, B234, C235 (flat), D235 (flat), E235, F235, G235 (flat), A235, B235, C236 (flat), D236 (flat), E236, F236, G236 (flat), A236, B236, C237 (flat), D237 (flat), E237, F237, G237 (flat), A237, B237, C238 (flat), D238 (flat), E238, F238, G238 (flat), A238, B238, C239 (flat), D239 (flat), E239, F239, G239 (flat), A239, B239, C240 (flat), D240 (flat), E240, F240, G240 (flat), A240, B240, C241 (flat), D241 (flat), E241, F241, G241 (flat), A241, B241, C242 (flat), D242 (flat), E242, F242, G242 (flat), A242, B242, C243 (flat), D243 (flat), E243, F243, G243 (flat), A243, B243, C244 (flat), D244 (flat), E244, F244, G244 (flat), A244, B244, C245 (flat), D245 (flat), E245, F245, G245 (flat), A245, B245, C246 (flat), D246 (flat), E246, F246, G246 (flat), A246, B246, C247 (flat), D247 (flat), E247, F247, G247 (flat), A247, B247, C248 (flat), D248 (flat), E248, F248, G248 (flat), A248, B248, C249 (flat), D249 (flat), E249, F249, G249 (flat), A249, B249, C250 (flat), D250 (flat), E250, F250, G250 (flat), A250, B250, C251 (flat), D251 (flat), E251, F251, G251 (flat), A251, B251, C252 (flat), D252 (flat), E252, F252, G252 (flat), A252, B252, C253 (flat), D253 (flat), E253, F253, G253 (flat), A253, B253, C254 (flat), D254 (flat), E254, F254, G254 (flat), A254, B254, C255 (flat), D255 (flat), E255, F255, G255 (flat), A255, B255, C256 (flat), D256 (flat), E256, F256, G256 (flat), A256, B256, C257 (flat), D257 (flat), E257, F257, G257 (flat), A257, B257, C258 (flat), D258 (flat), E258, F258, G258 (flat), A258, B258, C259 (flat), D259 (flat), E259, F259, G259 (flat), A259, B259, C260 (flat), D260 (flat), E260, F260, G260 (flat), A260, B260, C261 (flat), D261 (flat), E261, F261, G261 (flat), A261, B261, C262 (flat), D262 (flat), E262, F262, G262 (flat), A262, B262, C263 (flat), D263 (flat), E263, F263, G263 (flat), A263, B263, C264 (flat), D264 (flat), E264, F264, G264 (flat), A264, B264, C265 (flat), D265 (flat), E265, F265, G265 (flat), A265, B265, C266 (flat), D266 (flat), E266, F266, G266 (flat), A266, B266, C267 (flat), D267 (flat), E267, F267, G267 (flat), A267, B267, C268 (flat), D268 (flat), E268, F268, G268 (flat), A268, B268, C269 (flat), D269 (flat), E269, F269, G269 (flat), A269, B269, C270 (flat), D270 (flat), E270, F270, G270 (flat), A270, B270, C271 (flat), D271 (flat), E271, F271, G271 (flat), A271, B271, C272 (flat), D272 (flat), E272, F272, G272 (flat), A272, B272, C273 (flat), D273 (flat), E273, F273, G273 (flat), A273, B273, C274 (flat), D274 (flat), E274, F274, G274 (flat), A274, B274, C275 (flat), D275 (flat), E275, F275, G275 (flat), A275, B275, C276 (flat), D276 (flat), E276, F276, G276 (flat), A276, B276, C277 (flat), D277 (flat), E277, F277, G277 (flat), A277, B277, C278 (flat), D278 (flat), E278, F278, G278 (flat), A278, B278, C279 (flat), D279 (flat), E279, F279, G279 (flat), A279, B279, C280 (flat), D280 (flat), E280, F280, G280 (flat), A280, B280, C281 (flat), D281 (flat), E281, F281, G281 (flat), A281, B281, C282 (flat), D282 (flat), E282, F282, G282 (flat), A282, B282, C283 (flat), D283 (flat), E283, F283, G283 (flat), A283, B283, C284 (flat), D284 (flat), E284, F284, G284 (flat), A284, B284, C285 (flat), D285 (flat), E285, F285, G285 (flat), A285, B285, C286 (flat), D286 (flat), E286, F286, G286 (flat), A286, B286, C287 (flat), D287 (flat), E287, F287, G287 (flat), A287, B287, C288 (flat), D288 (flat), E288, F288, G288 (flat), A288, B288, C289 (flat), D289 (flat), E289, F289, G289 (flat), A289, B289, C290 (flat), D290 (flat), E290, F290, G290 (flat), A290, B290, C291 (flat), D291 (flat), E291, F291, G291 (flat), A291, B291, C292 (flat), D292 (flat), E292, F292, G292 (flat), A292, B292, C293 (flat), D293 (flat), E293, F293, G293 (flat), A293, B293, C294 (flat), D294 (flat), E294, F294, G294 (flat), A294, B294, C295 (flat), D295 (flat), E295, F295, G295 (flat), A295, B295, C296 (flat), D296 (flat), E296, F296, G296 (flat), A296, B296, C297 (flat), D297 (flat), E297, F297, G297 (flat), A297, B297, C298 (flat), D298 (flat), E298, F298, G298 (flat), A298, B298, C299 (flat), D299 (flat), E299, F299, G299 (flat), A299, B299, C300 (flat), D300 (flat), E300, F300, G300 (flat), A300, B300, C301 (flat), D301 (flat), E301, F301, G301 (flat), A301, B301, C302 (flat), D302 (flat), E302, F302, G302 (flat), A302, B302, C303 (flat), D303 (flat), E303, F303, G303 (flat), A303, B303, C304 (flat), D304 (flat), E304, F304, G304 (flat), A304, B304, C305 (flat), D305 (flat), E305, F305, G305 (flat), A305, B305, C306 (flat), D306 (flat), E306, F306, G306 (flat), A306, B306, C307 (flat), D307 (flat), E307, F307, G307 (flat), A307, B307, C308 (flat), D308 (flat), E308, F308, G308 (flat), A308, B308, C309 (flat), D309 (flat), E309, F309, G309 (flat), A309, B309, C310 (flat), D310 (flat), E310, F310, G310 (flat), A310, B310, C311 (flat), D311 (flat), E311, F311, G311 (flat), A311, B311, C312 (flat), D312 (flat), E312, F312, G312 (flat), A312, B312, C313 (flat), D313 (flat), E313, F313, G313 (flat), A313, B313, C314 (flat), D314 (flat), E314, F314, G314 (flat), A314, B314, C315 (flat), D315 (flat), E315, F315, G315 (flat), A315, B315, C316 (flat), D316 (flat), E316, F316, G316 (flat), A316, B316, C317 (flat), D317 (flat), E317, F317, G317 (flat), A317, B317, C318 (flat), D318 (flat), E318, F318, G318 (flat), A318, B318, C319 (flat), D319 (flat), E319, F319, G3

Trumpet Diatonics

Bugle Whistle #19

JC Heisler

- Inhale for a natural, free release.
- Remove and replace mouthpiece,
in coordination with aperture
formation, at the release of the air.

①

②

③

④

Exercise 4 consists of two staves of music in 2/4 time. The first staff begins with a treble clef, a 2/4 time signature, and a repeat sign. It contains six groups of eighth-note triplets. The second staff continues the triplet patterns with various accidentals (sharps and flats) and concludes with a double bar line and a fermata.

⑤

Exercise 5 consists of two staves of music in 2/4 time. The first staff begins with a treble clef, a 2/4 time signature, and a repeat sign. It contains six groups of eighth-note triplets. The second staff continues the triplet patterns with various accidentals and concludes with a double bar line and a fermata.

⑥

Exercise 6 consists of two staves of music in 2/4 time. The first staff begins with a treble clef, a 2/4 time signature, and a repeat sign. It contains six groups of eighth-note triplets. The second staff continues the triplet patterns with various accidentals and concludes with a double bar line and a fermata.

⑦

Exercise 7 consists of two staves of music in 2/4 time. The first staff begins with a treble clef, a 2/4 time signature, and a repeat sign. It contains six groups of eighth-note triplets. The second staff continues the triplet patterns with various accidentals and concludes with a double bar line and a fermata.

⑧

⑨



⑩

Trumpet Diatonics

Bugle Whistle #20

JC Heisler

- Inhale for a natural, free release.
- Remove and replace mouthpiece,
in coordination with aperture
formation, at the release of the air.



④

3 3 3 3 3 3

⑤

3 3 3 3 3 3

⑥

3 3 3 3 3 3

⑦

3 3 3 3 3 3

⑧

3 3 3 3 3 3

3 3 3 3 3 3

⑨

3 3 3 3 3 3

3 3 3 3 3 3

⑩

3 3 3 3 3 3

3 3 3 3 3 3

Trumpet Diatonics

Bugle Whistle #21

JC Heisler

- Inhale for a natural, free release.
- Remove and replace mouthpiece,
in coordination with aperture
formation, at the release of the air.

①

②

③

④

3 3 3 3 3

⑤

3 3 3 3 3

⑥

3 3 3 3 3

⑦

3 3 3 3 3

④

First line of musical staff 4, featuring a treble clef, a 2/4 time signature, and a repeat sign. The melody consists of six groups of eighth notes, each marked with a '3' below it, indicating a triplet. The notes are: G4, A4, B4 (triplet); C5, B4, A4 (triplet); G4, F4, E4 (triplet); D4, C4, B3 (triplet); A3, G3, F3 (triplet); E3, D3, C3 (triplet). A slur covers the entire line.

Second line of musical staff 4, continuing the triplet exercise. It starts with a slur over the first two notes (G4, A4) and a '3' below. The notes are: G4, A4, B4 (triplet); C5, B4, A4 (triplet); G4, F4, E4 (triplet); D4, C4, B3 (triplet); C4, B3, A3 (triplet); G3, F3, E3 (triplet). The line ends with a repeat sign and a final triplet of G3, F3, E3.

⑤

First line of musical staff 5, featuring a treble clef, a 2/4 time signature, and a repeat sign. The melody consists of six groups of eighth notes, each marked with a '3' below it, indicating a triplet. The notes are: G4, A4, B4 (triplet); C5, B4, A4 (triplet); G4, F4, E4 (triplet); D4, C4, B3 (triplet); C4, B3, A3 (triplet); G3, F3, E3 (triplet). A slur covers the entire line.

Second line of musical staff 5, continuing the triplet exercise. It starts with a slur over the first two notes (G4, A4) and a '3' below. The notes are: G4, A4, B4 (triplet); C5, B4, A4 (triplet); G4, F4, E4 (triplet); D4, C4, B3 (triplet); C4, B3, A3 (triplet); G3, F3, E3 (triplet). The line ends with a repeat sign and a final triplet of G3, F3, E3.

⑥

First line of musical staff 6, featuring a treble clef, a 2/4 time signature, and a repeat sign. The melody consists of six groups of eighth notes, each marked with a '3' below it, indicating a triplet. The notes are: G4, A4, B4 (triplet); C5, B4, A4 (triplet); G4, F4, E4 (triplet); D4, C4, B3 (triplet); C4, B3, A3 (triplet); G3, F3, E3 (triplet). A slur covers the entire line.

Second line of musical staff 6, continuing the triplet exercise. It starts with a slur over the first two notes (G4, A4) and a '3' below. The notes are: G4, A4, B4 (triplet); C5, B4, A4 (triplet); G4, F4, E4 (triplet); D4, C4, B3 (triplet); C4, B3, A3 (triplet); G3, F3, E3 (triplet). The line ends with a repeat sign and a final triplet of G3, F3, E3.

⑦

First line of musical staff 7, featuring a treble clef, a 2/4 time signature, and a repeat sign. The melody consists of six groups of eighth notes, each marked with a '3' below it, indicating a triplet. The notes are: G4, A4, B4 (triplet); C5, B4, A4 (triplet); G4, F4, E4 (triplet); D4, C4, B3 (triplet); C4, B3, A3 (triplet); G3, F3, E3 (triplet). A slur covers the entire line.

Second line of musical staff 7, continuing the triplet exercise. It starts with a slur over the first two notes (G4, A4) and a '3' below. The notes are: G4, A4, B4 (triplet); C5, B4, A4 (triplet); G4, F4, E4 (triplet); D4, C4, B3 (triplet); C4, B3, A3 (triplet); G3, F3, E3 (triplet). The line ends with a repeat sign and a final triplet of G3, F3, E3.

8



9



10



Trumpet Diatonics

Bugle Whistle #23

JC Heisler

- Inhale for a natural, free release.
- Remove and replace mouthpiece,
in coordination with aperture
formation, at the release of the air.

①



②



③



④

3 3 3 3 3 3

3 3 3 3 3 3

⑤

3 3 3 3 3 3

3 3 3 3 3 3

⑥

3 3 3 3 3 3

3 3 3 3 3 3

⑦

3 3 3 3 3 3

3 3 3 3 3 3

⑧



3 3 3 3 3 3

This musical staff is in 2/4 time and contains six measures of music. Each measure consists of a triplet of eighth notes. The notes are: G4, A4, B4 (first measure); C5, B4, A4 (second measure); G4, F4, E4 (third measure); D4, C4, B3 (fourth measure); A3, G3, F3 (fifth measure); and E3, D3, C3 (sixth measure). A slur covers all six measures.



3 3 3 3 3 3

This musical staff continues the triplet exercise from the first line. It contains six measures: G4, A4, B4; C5, B4, A4; G4, F4, E4; D4, C4, B3; A3, G3, F3; and E3, D3, C3. A slur covers all six measures. The staff ends with a repeat sign and a final measure containing a quarter rest.

⑨



This musical staff is in 2/4 time and contains six measures of music. Each measure consists of a triplet of eighth notes. The notes are: G4, A4, B4 (first measure); C5, B4, A4 (second measure); G4, F4, E4 (third measure); D4, C4, B3 (fourth measure); A3, G3, F3 (fifth measure); and E3, D3, C3 (sixth measure). A slur covers all six measures.



This musical staff continues the triplet exercise from the first line. It contains six measures: G4, A4, B4; C5, B4, A4; G4, F4, E4; D4, C4, B3; A3, G3, F3; and E3, D3, C3. A slur covers all six measures. The staff ends with a repeat sign and a final measure containing a quarter rest.

⑩



This musical staff is in 2/4 time and contains six measures of music. Each measure consists of a triplet of eighth notes. The notes are: G4, A4, B4 (first measure); C5, B4, A4 (second measure); G4, F4, E4 (third measure); D4, C4, B3 (fourth measure); A3, G3, F3 (fifth measure); and E3, D3, C3 (sixth measure). A slur covers all six measures.





This musical staff continues the triplet exercise from the first line. It contains six measures: G4, A4, B4; C5, B4, A4; G4, F4, E4; D4, C4, B3; A3, G3, F3; and E3, D3, C3. A slur covers all six measures. The staff ends with a repeat sign and a final measure containing a quarter rest.

Trumpet Diatonics

Bugle Whistle #24

JC Heisler

- Inhale for a natural, free release.
- Remove and replace mouthpiece,
in coordination with aperture
formation, at the release of the air.



④

Exercise 4: A two-staff musical exercise in 2/4 time. The first staff begins with a treble clef, a 2/4 time signature, and a repeat sign. It contains six measures of eighth-note triplets, each with a slur and the number '3' above it. The second staff also has a treble clef and contains six measures of eighth-note triplets with a slur and the number '3' above each. The exercise concludes with a repeat sign and a fermata.

⑤

Exercise 5: A two-staff musical exercise in 2/4 time. The first staff begins with a treble clef, a 2/4 time signature, and a repeat sign. It contains six measures of eighth-note pairs, each with a slur over them. The second staff also has a treble clef and contains six measures of eighth-note pairs with a slur over them. The exercise concludes with a repeat sign and a fermata.

⑥

Exercise 6: A two-staff musical exercise in 2/4 time. The first staff begins with a treble clef, a 2/4 time signature, and a repeat sign. It contains six measures of eighth-note pairs, each with a slur over them. The second staff also has a treble clef and contains six measures of eighth-note pairs with a slur over them. The exercise concludes with a repeat sign and a fermata.

⑦

Exercise 7: A two-staff musical exercise in 2/4 time. The first staff begins with a treble clef, a 2/4 time signature, and a repeat sign. It contains six measures of eighth-note triplets, each with a slur and the number '3' above it. The second staff also has a treble clef and contains six measures of eighth-note triplets with a slur and the number '3' above each. The exercise concludes with a repeat sign and a fermata.

⑧

⑨


⑩

Trumpet Diatonics

Bugle Whistle #25

JC Heisler

- Inhale for a natural, free release.
- Remove and replace mouthpiece,
in coordination with aperture
formation, at the release of the air.



④

3 3 3 3 3 3

3

⑤

3 3 3 3 3 3

⑥

3 3 3 3 3 3

⑦

3 3 3 3 3 3

3 3 3

⑧


3 3 3 3 3

3 3 3 3 3

⑨

⑩

④




⑤



⑥



⑦



8

Exercise 8: A melodic exercise in 2/4 time, consisting of two staves. The first staff begins with a treble clef and a 2/4 time signature. It features a melodic line with a slur over the first four measures and a fermata over the last two. The notes are G4, A4, B4, C5, B4, A4, G4, F#4, E4, D4, C4. The first four measures are marked with a '3' below them. The second staff has a treble clef and a key signature of one sharp (F#). It contains a melodic line with a slur over the first three measures and a fermata over the last two. The notes are G#4, A#4, B4, A#4, G#4, F#4, E4, D4, C4, B3, A3, G3. The last four measures are marked with a '3' below them.

9

Exercise 9: A melodic exercise in 2/4 time, consisting of two staves. The first staff begins with a treble clef and a 2/4 time signature. It features a melodic line with a slur over the first four measures and a fermata over the last two. The notes are G4, A4, B4, C5, B4, A4, G4, F#4, E4, D4, C4. The second staff has a treble clef and a key signature of one flat (Bb). It contains a melodic line with a slur over the first four measures and a fermata over the last two. The notes are G4, F#4, E4, D4, C4, B3, A3, G3, F#3, E3, D3. The first four measures are marked with a '3' below them.

10

Exercise 10: A melodic exercise in 2/4 time, consisting of two staves. The first staff begins with a treble clef and a 2/4 time signature. It features a melodic line with a slur over the first four measures and a fermata over the last two. The notes are G4, A4, B4, C5, B4, A4, G4, F#4, E4, D4, C4. The second staff has a treble clef and a key signature of two flats (Bb, Eb). It contains a melodic line with a slur over the first four measures and a fermata over the last two. The notes are G4, F#4, E4, D4, C4, B3, A3, G3, F#3, E3, D3. The first four measures are marked with a '3' below them.

TRUMPET DIATONICS

a poetic training in Music Literacy

Book Two of Bugles



JC HEISLER


Trumpet Diatonics

Bugle Whistle #1


JC Heisler

- Inhale for a natural, free release.
- Remove and replace mouthpiece,
in coordination with aperture
formation, at the release of the air.

①




②



③




④



⑤



⑥



⑦



⑧

8

⑨

9

⑩

10

⑪

11

⑫

12

Trumpet Diatonics

Bugle Whistle #2

JC Heisler

- Inhale for a natural, free release.
- Remove and replace mouthpiece,
in coordination with aperture
formation, at the release of the air.

①

②

③

④

⑤

⑥

⑦

⑧

3 3 3 3 3 3

⑨

3 3 3 3 3 3

⑩

3 3 3 3 3 3

⑪

3 3 3 3 3 3

⑫

3 3 3 3 3 3

Trumpet Diatonics

Bugle Whistle #3

JC Heisler

- Inhale for a natural, free release.
- Remove and replace mouthpiece, in coordination with aperture formation, at the release of the air.

①

Musical staff 1: Treble clef, 4/4 time. A slur covers the first two measures. The first measure contains a quarter note C4, and the second contains a quarter note D4. A repeat sign follows. The second measure of the repeat contains a quarter note E4, and the third contains a quarter note F4. The piece ends with a whole rest on G4.

②

Musical staff 2: Treble clef, 4/4 time. A slur covers the first two measures. The first measure contains a quarter note G4, and the second contains a quarter note A4. A repeat sign follows. The second measure of the repeat contains a quarter note B4, and the third contains a quarter note C5. The piece ends with a whole rest on C5.

③

Musical staff 3: Treble clef, 4/4 time. A slur covers the first two measures. The first measure contains a quarter note D5, and the second contains a quarter note E5. A repeat sign follows. The second measure of the repeat contains a quarter note F5, and the third contains a quarter note G5 with a flat. The piece ends with a whole rest on G5.

④

Musical staff 4: Treble clef, 4/4 time. A slur covers the first two measures. The first measure contains a quarter note A5, and the second contains a quarter note B5. A repeat sign follows. The second measure of the repeat contains a quarter note C6, and the third contains a quarter note D6 with a flat. The piece ends with a whole rest on D6.

⑤

Musical staff 5: Treble clef, 4/4 time. A slur covers the first two measures. The first measure contains a quarter note E6, and the second contains a quarter note F6. A repeat sign follows. The second measure of the repeat contains a quarter note G6, and the third contains a quarter note A6 with a flat. The piece ends with a whole rest on A6.

⑥

Musical staff 6: Treble clef, 4/4 time. A slur covers the first two measures. The first measure contains a quarter note B6, and the second contains a quarter note C7. A repeat sign follows. The second measure of the repeat contains a quarter note D7, and the third contains a quarter note E7 with a flat. The piece ends with a whole rest on E7.

⑦

Musical staff 7: Treble clef, 4/4 time. A slur covers the first two measures. The first measure contains a quarter note F7, and the second contains a quarter note G7. A repeat sign follows. The second measure of the repeat contains a quarter note A7, and the third contains a quarter note B7 with a flat. The piece ends with a whole rest on B7.

8

4/4

9

4/4

10

4/4

11

4/4

12

4/4

Trumpet Diatonics

Bugle Whistle #4

JC Heisler

- Inhale for a natural, free release.
- Remove and replace mouthpiece,
in coordination with aperture
formation, at the release of the air.

①

②

③

④

⑤

⑥

⑦

⑧

8

⑨

9

⑩

10

⑪

11

⑫

12

Trumpet Diatonics

Bugle Whistle #5

JC Heisler

- Inhale for a natural, free release.
- Remove and replace mouthpiece,
in coordination with aperture
formation, at the release of the air.

①

3 3 3 3 3 3 3 3

②

3 3 3 3 3 3 3 3

③

3 3 3 3 3 3 3 3

④

3 3 3 3 3 3 3 3

⑤

3 3 3 3 3 3 3 3

⑥

3 3 3 3 3 3 3 3

⑦

3 3 3 3 3 3 3 3

⑧

3 3 3 3 3 3

⑨

3 3 3 3 3 3

⑩

3 3 3 3 3 3

Trumpet Diatonics

Bugle Whistle #6

JC Heisler

- Inhale for a natural, free release.
- Remove and replace mouthpiece,
in coordination with aperture
formation, at the release of the air.

①

Musical staff 1: A 4/4 measure with a treble clef and a key signature of one flat. The melody consists of quarter notes: C4, D4, E4, F4, G4, A4, Bb4, A4, G4, F4, E4, D4, C4. A slur covers the notes from D4 to Bb4. A repeat sign is at the end of the measure.

②

Musical staff 2: A 4/4 measure with a treble clef and a key signature of one flat. The melody consists of quarter notes: C4, D4, E4, F4, G4, A4, Bb4, A4, G4, F4, E4, D4, C4. A slur covers the notes from D4 to Bb4. A repeat sign is at the end of the measure.

③

Musical staff 3: A 4/4 measure with a treble clef and a key signature of one flat. The melody consists of quarter notes: C4, D4, E4, F4, G4, A4, Bb4, A4, G4, F4, E4, D4, C4. A slur covers the notes from D4 to Bb4. A repeat sign is at the end of the measure.

④

Musical staff 4: A 4/4 measure with a treble clef and a key signature of one flat. The melody consists of quarter notes: C4, D4, E4, F4, G4, A4, Bb4, A4, G4, F4, E4, D4, C4. A slur covers the notes from D4 to Bb4. A repeat sign is at the end of the measure.

⑤

Musical staff 5: A 4/4 measure with a treble clef and a key signature of one flat. The melody consists of quarter notes: C4, D4, E4, F4, G4, A4, Bb4, A4, G4, F4, E4, D4, C4. A slur covers the notes from D4 to Bb4. A repeat sign is at the end of the measure.

⑥

Musical staff 6: A 4/4 measure with a treble clef and a key signature of one flat. The melody consists of quarter notes: C4, D4, E4, F4, G4, A4, Bb4, A4, G4, F4, E4, D4, C4. A slur covers the notes from D4 to Bb4. A repeat sign is at the end of the measure.

⑦

Musical staff 7: A 4/4 measure with a treble clef and a key signature of one flat. The melody consists of quarter notes: C4, D4, E4, F4, G4, A4, Bb4, A4, G4, F4, E4, D4, C4. A slur covers the notes from D4 to Bb4. A repeat sign is at the end of the measure.



Trumpet Diatonics

Bugle Whistle #7

JC Heisler

- Inhale for a natural, free release.
- Remove and replace mouthpiece,
in coordination with aperture
formation, at the release of the air.

①

3 3 3 3 3 3

②

3 3 3 3 3 3

③

3 3 3 3 3 3

④

3 3 3 3 3 3

⑤

3 3 3 3 3 3

Trumpet Diatonics

Bugle Whistle #8

JC Heisler

- Inhale for a natural, free release.
- Remove and replace mouthpiece, in coordination with aperture formation, at the release of the air.

①

3 3 3 3 3 3

②

3 3 3 3 3 3

Trumpet Diatonics

Bugle Whistle #9

- Inhale for a natural, free release.
- Remove and replace mouthpiece, in coordination with aperture formation, at the release of the air.

JC Heisler



Heart Mind Bell

First Studies

- Release the air, allowing the dynamic taper to occur as the airflow naturally dissipates at the tip of the lip revealing the top of the tone.
- DO NOT squeeze or push the air at the attack or at the end of the note.
- Play for the duration of a relaxed, comfortable, effortless, flowing exhale.
- Inhale for a natural, free release.
- Remove and replace mouthpiece, in coordination with aperture formation, at the release of the air.
- Use "who" or "pooh" attacks
- Vary tempo
- Play moderate dynamic level.
- Play Lip Tone; then Play on Horn
- Play these in a manner in which benefits YOU; vary soft/loud, short/long, tongue/slur, fast/slow, rhythm/meter.

Lesson 1: 1 2 3 "Huh - Who" Taper Tones

JC Heisler

① Diatonic

(1) (2) (3) huh G (0) sol
 (1) (2) (3) huh F (1) fa
 (1) (2) (3) huh

E (12) mi
 (1) (2) (3) huh D (13) re
 (1) (2) (3) huh C (0) do

② Tier 3: Chromatic (1/2 Steps) 7 Bugles Down: (0) (2) (1) (12) (23) (13) (123)

hü, pü, dü , , , , , , ,

G	F#	F	E	E _b	D	C#
(0)	(2)	(1)	(12)	(23)	(13)	(123)
sol	fi	fa	mi	me	re	di

③ Tier 2: Chromatic (1/2 Steps) 7 Bugles Down: (0) (2) (1) (12) (23) (13) (123)

hü, pü, dü , , , , , , ,

C	B	B _b	A	A _b	G	F#
(0)	(2)	(1)	(12)	(23)	(13)	(123)
do	ti	te	la	le	sol	fi

Lesson 2: 1 2 3 "Huh - Who" Whistle Too.

① Tier 2 to Tier 3 7 Bugles Up: (123) (13) (23) (12) (1) (2) (0)

hü, pü, dü , , , , , , ,

F#	C#	G	D	A _b	E _b
(123)	(123)	(13)	(13)	(23)	(23)
fi	di	sol	re	le	me

A	E	B _b	F	B	F#	C	G
(12)	(12)	(1)	(1)	(2)	(2)	(0)	(0)
la	mi	te	fa	ti	fi	do	sol

② Tier 3 to Tier 2

7 Bugles Down: (0) (2) (1) (12) (23) (13) (123)

hü, pü, dü

G C F# B F Bb E A
 (0) (0) (2) (2) (1) (1) (12) (12)
sol do fi ti fa te mi la

③ Tier 2-3-2 Whistle Too.

hü, pü, dü

Eb Ab D G C# F# F# C# F#
 (23) (23) (13) (13) (123) (123) (123) (123) (123)
me le re sol di fi fi di fi

G D G Ab Eb Ab A E A
 (13) (13) (13) (23) (23) (23) (12) (12) (12)
sol re sol le me le la mi la

Bb F Bb B F# B C G C
 (1) (1) (1) (2) (2) (2) (0) (0) (0)
te fa te ti fi ti do sol do

④ Tier 3-2-3 Whistle Too.

7 Bugles Down: (0) (2) (1) (12) (23) (13) (123)

• hü, pü, dü

G C G F# B F#
 (0) (0) (0) (2) (2) (2)
sol do sol fi ti fi

F Bb F E A E
 (1) (1) (1) (12) (12) (12)
fa te fa mi la mi


Eb Ab Eb D G D
 (23) (23) (23) (13) (13) (13)
me le me re sol re

⑤


• hü, pü, dü

C# F# C# C# F# C# F#
 (123) (123) (123) (123) (123) (123) (123)
di fi di fi

D G D G Eb Ab Eb Ab
 (13) (13) (13) (13) (23) (23) (23) (23)
re sol re sol me le me le




E A E A F Bb F Bb
 (12) (12) (12) (12) (1) (1) (1) (1)
mi la mi la fa te fa te




F# B F# B G C G C
 (2) (2) (2) (2) (0) (0) (0) (0)
fi ti fi ti sol do sol do


⑥ *hü, pü, dü*



C G C G B F# B F#
 (0) (0) (0) (0) (2) (2) (2) (2)
do sol do sol ti fi ti fi



Bb F Bb F A E A E
 (1) (1) (1) (1) (12) (12) (12) (12)
te fa te fa la mi la mi



Ab Eb Ab Eb G D G D
 (23) (23) (23) (23) (13) (13) (13) (13)
le me le me sol re sol re

⑦ *hü, pü, dü*

F# C# F# C#
(123) (123) (123) (123)

fi di fi di

(123)

(13)

(23)

(12)

(1)

(2)

(0)

⑧ *hü, pü, dü*

(0)

(2)

Two musical staves in treble clef. The first staff contains exercise (1), a sequence of notes: Bb, A, G, F, E, D, C, Bb. The second staff contains exercise (12), a sequence of notes: Bb, A, G, F, E, D, C, Bb. Both exercises are marked with a comma above the staff and a slur underneath.

Two musical staves in treble clef. The first staff contains exercise (23), a sequence of notes: Bb, Ab, G, F, E, D, C, Bb. The second staff contains exercise (13), a sequence of notes: Bb, Ab, G, F, E, D, C, Bb. Both exercises are marked with a comma above the staff and a slur underneath.

*May Move on to Lesson 3 * ⑨*

A musical staff in treble clef. The first part of the exercise (123) consists of notes: B, C, D, E, F, G, A, B. The second part, separated by a double bar line and a 4/4 time signature, consists of notes: B, C, D, E, F, G, A, B. A slur is placed under the first part.



A musical staff in treble clef. The first part of exercise (10) consists of notes: Bb, Ab, G, F, E, D, C, Bb. The second part consists of notes: B, C, D, E, F, G, A, B. A slur is placed under the first part.

⑩


A musical staff in treble clef. The first part of exercise (10) consists of notes: Bb, Ab, G, F, E, D, C, Bb. The second part consists of notes: B, C, D, E, F, G, A, B. A slur is placed under the first part.

A musical staff in treble clef. The first part of exercise (10) consists of notes: Bb, Ab, G, F, E, D, C, Bb. The second part consists of notes: B, C, D, E, F, G, A, B. A slur is placed under the first part.

11





12



13





Lesson 3: 1 2 3 "Huh - Who" Whistle Too.

① Tier 2-3-4 Whistle Too.

• hü, pü, dü

F# (123) C# (123) F# (123)
fi di fi

G (13) D (13) G (13) Ab (23) Eb (23) Ab (23)
sol re sol le me le

A (12) E (12) A (12) Bb (1) F (1) Bb (1)
la mi la te fa te

B F# B C G C
 (2) (2) (2) (0) (0) (0)
 ti fi ti do sol do

② Tier 4-3-42 Whistle Too.

hü, pü, dü

C G C B F# B Bb F Bb
 (0) (0) (0) (2) (2) (2) (1) (1) (1)
 do sol do ti fi ti te fa te

A E A Ab Eb Ab G D G
 (12) (12) (12) (23) (23) (23) (13) (13) (13)
 la mi la le me le sol re sol

③ Tier 2-3-4-3-2 Whistle Too.

hü, pü, dü

F# C# F# F# C# F#
 (123) (123) (123) (123) (123) (123)
 fi di fi fi di fi

G D G D G Ab Eb Ab Eb Ab
 (13) (13) (13) (13) (13) (23) (23) (23) (23) (23)
 sol re sol re sol le me le me le

A E A E A Bb F Bb F Bb
 (12) (12) (12) (12) (12) (1) (1) (1) (1) (1)
 la mi la mi la te fa te fa te

B F# B F# B C G C G C
 (2) (2) (2) (2) (2) (0) (0) (0) (0) (0)
 ti fi ti fi ti do sol do sol do

④ Tier 4-3-2-3-4 Whistle Too.

• hü, pü, dü

C G C G C B F# B F# B
 (0) (0) (0) (0) (0) (2) (2) (2) (2) (2)
 do sol do sol do ti fi ti fi ti

Bb F Bb F Bb A E A E A
 (1) (1) (1) (1) (1) (12) (12) (12) (12) (12)
 te fa te fa te la mi la mi la

Ab Eb Ab Eb Ab G D G D G
 (23) (23) (23) (23) (23) (13) (13) (13) (13) (13)
 le me le me le sol re sol re sol

⑤

F# C# F# C# F# C# F# C# F#
 (123) (123) (123) (123) (123) (123) (123) (123) (123)
fi di fi di fi di fi di fi


D G D G Eb Ab Eb Ab
 (13) (13) (13) (13) (23) (23) (23) (23)
re sol re sol me le me le

E A E A F Bb F Bb
 (12) (12) (12) (12) (1) (1) (1) (1)
mi la mi la fa te fa te


F# B F# B G C G C
 (2) (2) (2) (2) (0) (0) (0) (0)
fi ti fi ti sol do sol do

⑥

G C G C F# B F# B
 (0) (0) (0) (0) (2) (2) (2) (2)
sol do sol do fi ti fi ti



F Bb F Bb E A E A
 (1) (1) (1) (1) (12) (12) (12) (12)
fa te fa te mi la mi la




Eb Ab Eb Ab D G D G
 (23) (23) (23) (23) (13) (13) (13) (13)
me le me le re sol re sol

⑦




C# F# C# F# (123) (123) (123) (123) (123) (13)
di fi di fi



(23) (12) (1)

⑧



(2) (0) (0)



(2) (1) (12)

(23) (13) (123)

⑨

(123) (13)

(23) (12)

(1) (2)

⑩

(0) (0)

(2) (1)

A C# A E A A E A C#
 (12) (12) (12) (12) (12) (12) (12) (12)
la di la mi la la mi la di

Bb D Bb F Bb Bb F Bb D
 (1) (1) (1) (1) (1) (1) (1) (1)
te re te fa te la mi la di

B D# B F# B B F# B D#
 (2) (2) (2) (2) (2) (2) (2) (2)
ti ri ti fi ti ti fi ti ri

C E C G C C G C E
 (0) (0) (0) (0) (0) (0) (0) (0)
do mi do sol do do sol do mi

②

E C G C D# B F# B D Bb F Bb
 (0) (0) (0) (0) (2) (2) (2) (2) (1) (1) (1) (1)
mi do sol do ri ti fi ti re te fa te

C# A E A (12) *di la mi la*
 C Ab Eb Ab (23) *do le me le*
 B G D G (13) *ti sol re sol*

③

A# F# C# F# (123) *li fi di fi*
 C G C E C G C (0) *do sol do mi do sol do*


B F# B D# B F# B (2) *ti fi ti ri ti fi ti*
 Bb F Bb D Bb F Bb (1) *te fa te re te fa te*

A E A C# A E A (12) *la mi la di la mi la*
 Ab Eb Ab C Ab Eb Ab (23) *le me le do le me le*


G D G B G D G (13) *sol re sol ti sol re sol*
 F# C# F# A# F# C# F# (123) *fi di fi li fi di fi*

④ Tier 5-4-3-2-3-4-5 Whistle Too.


hü, pü, dü



Musical staff 1: Treble clef, 6/4 time signature, key signature of one sharp (F#). The staff contains two measures. The first measure has a slur over six eighth notes: F#4, G4, A4, B4, C5, D5. The second measure has a slur over four eighth notes: E5, D5, C5, B4, followed by a dotted half note F#4. Below the staff are two blank lines for counting: (123) _____ and (13) _____.




Musical staff 2: Treble clef, 6/4 time signature, key signature of one sharp (F#). The staff contains two measures. The first measure has a slur over six eighth notes: D5, C5, B4, A4, G4, F#4. The second measure has a slur over four eighth notes: E4, D4, C4, B3, followed by a dotted half note F#4. Below the staff are two blank lines for counting: (23) _____ and (12) _____.




Musical staff 3: Treble clef, 6/4 time signature, key signature of one sharp (F#). The staff contains two measures. The first measure has a slur over six eighth notes: G4, F#4, E4, D4, C4, B3. The second measure has a slur over four eighth notes: A3, G3, F#3, E3, followed by a dotted half note F#4. Below the staff are two blank lines for counting: (1) _____ and (2) _____.




Musical staff 4: Treble clef, 6/4 time signature, key signature of one sharp (F#). The staff contains two measures. The first measure has a slur over six eighth notes: D4, C4, B3, A3, G3, F#3. The second measure has a slur over six eighth notes: E3, D3, C3, B2, A2, G2. A double bar line with a 6/4 time signature change is present. The second measure has a slur over six eighth notes: F#3, G3, A3, B3, C4, D4. Below the staff are two blank lines for counting: (0) _____ and (0) _____.



Musical staff 5: Treble clef, 6/4 time signature, key signature of one sharp (F#). The staff contains two measures. The first measure has a slur over six eighth notes: A3, G3, F#3, E3, D3, C3. The second measure has a slur over six eighth notes: B2, A2, G2, F#2, E2, D2. Below the staff are two blank lines for counting: (2) _____ and (1) _____.



Musical staff 6: Treble clef, 6/4 time signature, key signature of one sharp (F#). The staff contains two measures. The first measure has a slur over six eighth notes: G2, F#2, E2, D2, C2, B1. The second measure has a slur over six eighth notes: A1, G1, F#1, E1, D1, C1. Below the staff are two blank lines for counting: (12) _____ and (23) _____.



Musical staff 7: Treble clef, 6/4 time signature, key signature of one sharp (F#). The staff contains two measures. The first measure has a slur over six eighth notes: B1, A1, G1, F#1, E1, D1. The second measure has a slur over six eighth notes: C1, B1, A1, G1, F#1, E1. Below the staff are two blank lines for counting: (13) _____ and (123) _____.

⑥

(123) _____ (13) _____

(23) _____ (12) _____

(1) _____ (2) _____

(0) _____ (0) _____

(2) _____ (1) _____

(12) _____ (23) _____

(13) _____ (123) _____

⑩

(123) (13)

(23) (12)

(1) (2)

⑪

(0) (0) (2)

(1) (12) (23) (13)

Lesson 5: 1 2 3 "Huh - Who" Whistle Too.

① Tier 2-3-4-5-6 Whistle Too.

• hü, pü, dü

(123) 123

Musical staff with notes and fingerings 13 and 23.

Musical staff with notes and fingerings 12 and 1.

Musical staff with notes and fingerings 2 and 0.

② *Tier 6-5-4-3-2-3-4-5-6 Whistle Too.*

hü, pü, dü

Musical staff with notes and fingering 0.

Musical staff with notes and fingering 2.

1 _____

12 _____

23 _____

13 _____

123 _____

Heart Mind Bell

First Studies

- Release the air, allowing the dynamic taper to occur as the airflow naturally dissipates at the tip of the lip revealing the top of the tone.
- DO NOT squeeze or push the air at the attack or at the end of the note.
- Play for the duration of a relaxed, comfortable, effortless, flowing exhale.
- Inhale for a natural, free release.
- Remove and replace mouthpiece, in coordination with aperture formation, at the release of the air.
- Use "who" or "pooh" attacks
- Vary tempo
- Play moderate dynamic level.
- Play Lip Tone; then Play on Horn
- Play these in a manner in which benefits YOU; vary soft/loud, short/long, tongue/slur, fast/slow, rhythm/meter.

Lesson 1: 1 2 3 "Huh - Who" Taper Tones

JC Heisler

① Diatonic

(1) (2) (3) huh G (0) sol

(1) (2) (3) huh F (1) fa

(1) (2) (3) huh

hü, pü, dü

hü, pü, dü

hü, pü, dü

E (12) mi

(1) (2) (3) huh D (13) re

(1) (2) (3) huh C (0) do

② Tier 3: Chromatic (1/2 Steps) 7 Bugles Down: (0) (2) (1) (12) (23) (13) (123)

hü, pü, dü

G	F#	F	E	E _b	D	C#
(0)	(2)	(1)	(12)	(23)	(13)	(123)
sol	fi	fa	mi	me	re	di

③ Tier 2: Chromatic (1/2 Steps) 7 Bugles Down: (0) (2) (1) (12) (23) (13) (123)

hü, pü, dü

C	B	B _b	A	A _b	G	F#
(0)	(2)	(1)	(12)	(23)	(13)	(123)
do	ti	te	la	le	sol	fi

Lesson 2: 1 2 3 "Huh - Who" Whistle Too.

① Tier 2 to Tier 3 7 Bugles Up: (123) (13) (23) (12) (1) (2) (0)

hü, pü, dü

F#	C#	G	D	A _b	E _b
(123)	(123)	(13)	(13)	(23)	(23)
fi	di	sol	re	le	me

A	E	B _b	F	B	F#	C	G
(12)	(12)	(1)	(1)	(2)	(2)	(0)	(0)
la	mi	te	fa	ti	fi	do	sol

② Tier 3-2-3 Whistle Too.

7 Bugles Down: (0) (2) (1) (12) (23) (13) (123)

• hü, pü, dü

G C G F# B F#
 (0) (0) (0) (2) (2) (2)
sol do sol fi ti fi

F Bb F E A E
 (1) (1) (1) (12) (12) (12)
fa te fa mi la mi

Eb Ab Eb D G D
 (23) (23) (23) (13) (13) (13)
me le me re sol re

③ Tier 2-3-4 Whistle Too.

• hü, pü, dü

C# F# C# F# C# F#
 (123) (123) (123) (123) (123) (123)
di fi di fi di fi

G D G Ab Eb Ab
 (13) (13) (13) (23) (23) (23)
sol re sol le me le

A (12) la E (12) mi A (12) la Bb (1) te F (1) fa Bb (1) te

B (2) ti F# (2) fi B (2) ti C (0) do G (0) sol C (0) do

④ Tier 4-3-2-3-4 Whistle Too.

• hü, pü, dü

C (0) do G (0) sol C (0) do G (0) sol C (0) do B (2) ti F# (2) fi B (2) ti F# (2) fi B (2) ti

Bb (1) te F (1) fa Bb (1) te F (1) fa Bb (1) te A (12) la E (12) mi A (12) la E (12) mi A (12) la

Ab (23) le Eb (23) me Ab (23) le Eb (23) me Ab (23) le G (13) sol D (13) re G (13) sol D (13) re G (13) sol

⑤ Tier 2-3-4-5 Whistle Too.

, hü, pü, dü



F# C# F# C# F#
 (123) (123) (123) (123) (123)
fi di fi di fi

F# C# F# A#
 (123) (123) (123) (123)
fi di fi li




G D G B
 (13) (13) (13) (13)
sol re sol ti

Ab Eb Ab C
 (23) (23) (23) (23)
le me le do



A E A C#
 (12) (12) (12) (12)
la mi la di

Bb F Bb D
 (1) (1) (1) (1)
te fa te re



B F# B D#
 (2) (2) (2) (2)
ti fi ti ri

C G C E
 (0) (0) (0) (0)
do sol do mi



⑥ Tier 5-4-3-2-3-4-5 Whistle Too.

, hü, pü, dü







0

2



⑦ Tier 2-3-4-5-6 Whistle Too.

hü, pü, dü



⑧ Tier 6-5-4-3-2-3-4-5-6 Whistle Too.
hü, pü, dü

0 _____

Musical staff 0: Treble clef, 4/4 time signature. The melody consists of quarter notes: G4, A4, B4, A4, G4, F4, E4, D4, C4. A slur covers the first seven notes, and a fermata is placed over the final note, C4.

2 _____

Musical staff 2: Treble clef, 4/4 time signature. The melody consists of quarter notes: G#4, A#4, B4, A#4, G#4, F#4, E4, D4, C#4. A slur covers the first seven notes, and a fermata is placed over the final note, C#4.

1 _____

Musical staff 1: Treble clef, 4/4 time signature. The melody consists of quarter notes: G4, A4, Bb4, A4, G4, F4, Eb4, D4, C4. A slur covers the first seven notes, and a fermata is placed over the final note, C4.

12 _____

Musical staff 12: Treble clef, 4/4 time signature. The melody consists of quarter notes: G4, A#4, B4, A4, G4, F4, E4, D4, C#4. A slur covers the first seven notes, and a fermata is placed over the final note, C#4.

23 _____

Musical staff 23: Treble clef, 4/4 time signature. The melody consists of quarter notes: Gb4, Ab4, Bb4, Ab4, Gb4, Fb4, Eb4, D4, C4. A slur covers the first seven notes, and a fermata is placed over the final note, C4.

13 _____

Musical staff 13: Treble clef, 4/4 time signature. The melody consists of quarter notes: G4, A4, B4, A4, G4, F4, E4, D4, C4. A slur covers the first seven notes, and a fermata is placed over the final note, C4.

123 _____

Musical staff 123: Treble clef, 4/4 time signature. The melody consists of quarter notes: G#4, A#4, B4, A#4, G#4, F#4, E4, D4, C#4. A slur covers the first seven notes, and a fermata is placed over the final note, C#4.

TRUMPET DIATONICS

a poetic training in Music Literacy

Book of Whistle Connection



JC HEISLER

Trumpet Diatonics Whistle Connection

1. To be played in continuous succession.
2. Begin anywhere. May skip consecutively.
3. Take multiple rest breaks.
4. Vary meter, tempo, and dynamics.
5. Alternate fingerings may or may not be applied.
6. During Rests:
 - Inhale for a natural, free release.
 - Remove and replace mouthpiece, in coordination with aperture formation, at the release of the air.

JC Heisler

① *Part I.*

②

③

⑧




⑨




⑩




⑪



12 Part III.



13




14



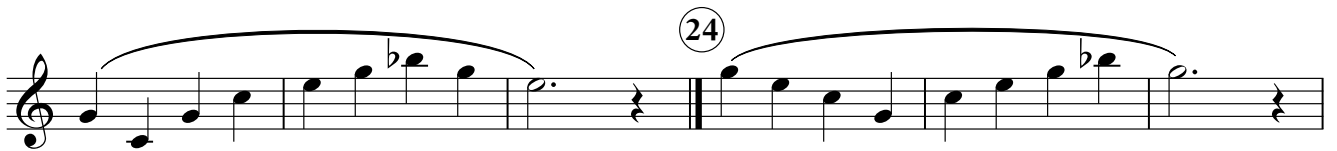

15




The image displays a musical score for brass instruments, consisting of ten staves of music. The notation includes treble clefs, various accidentals (sharps, flats, naturals), and slurs. Rehearsal marks are present: a circled '20' above the second staff, a circled '21' above the sixth staff, and a circled '22' above the tenth staff with the text 'Part V' to its right. The music is written in a single melodic line on each staff, with some staves containing rests. The key signature changes throughout the piece, including F major, B-flat major, and E-flat major.









23 Part VI.







24









The image displays a musical score for brass instruments, consisting of nine staves of music. The notation includes various notes, rests, and accidentals (sharps, flats, and naturals). The score is organized into two main sections: the first section begins with a circled number 28, and the second section begins with a circled number 29. The music is written in a single melodic line on a five-line staff. The first section (measures 28-36) features a series of eighth and quarter notes with various accidentals, including flats and sharps. The second section (measures 37-45) continues with similar rhythmic patterns and accidentals, ending with a final note and a fermata. The overall style is that of a technical exercise or a short piece for brass instruments.





31 Part VIII.



32

Musical score for exercise 32, consisting of eight staves of music. Each staff contains a single melodic line with a long slur over the entire phrase. The notes are quarter notes, and the exercise includes various accidentals such as flats and sharps.

33 *Part IX.*

Musical score for exercise 33, consisting of two staves of music. Each staff contains a single melodic line with a long slur over the entire phrase. The notes are quarter notes, and the exercise includes various accidentals such as sharps.

The image displays five staves of musical notation, each representing a different brass instrument part. Each staff begins with a treble clef and a key signature of one flat (B-flat). The notes are as follows:



- Staff 1:** B-flat, B-flat, C, C, B-flat, B-flat, B-flat, B-flat, A, G, F, E, D, C, B-flat.
- Staff 2:** C, C, C-sharp, C, C, C, D, D-sharp, E, D, C, B-flat, A, G, F, E, D, C.
- Staff 3:** B-flat, C, C, C, B-flat, B-flat, C, D, E, F, G, A, B-flat, A, G, F, E, D, C, B-flat.
- Staff 4:** C, C-sharp, C-sharp, C, C, C, D-sharp, D-sharp, E, D, C, B-flat, A, G, F, E, D, C.
- Staff 5:** C, C, C, C, C, B-flat, C, D, E, F, G, A, B-flat, A, G, F, E, D, C.

Each staff contains a long slur that encompasses the entire sequence of notes, indicating a single breath or a continuous melodic line. The notes are primarily quarter notes, with some half notes and a final dotted half note on each staff.

Trumpet Diatonics

Isometry 1

JC Heisler

either, 
or 



123



13



23



12



1



2



0

either, →
or ↓

Musical staff 123: Treble clef, key signature of one sharp (F#). The staff contains four measures of music, each with a slur over a sequence of eighth notes. The notes are: F#4, G4, A4, B4, C5, B4, A4, G4, F#4. The first measure starts with a fermata over the first note.

Musical staff 13: Treble clef, key signature of one sharp (F#). The staff contains four measures of music, each with a slur over a sequence of eighth notes. The notes are: F#4, G4, A4, B4, C5, B4, A4, G4, F#4. The first measure starts with a fermata over the first note.

Musical staff 23: Treble clef, key signature of two flats (Bb). The staff contains four measures of music, each with a slur over a sequence of eighth notes. The notes are: Bb3, C4, D4, Eb4, F4, Eb4, D4, C4, Bb3. The first measure starts with a fermata over the first note.

Musical staff 12: Treble clef, key signature of one sharp (F#). The staff contains four measures of music, each with a slur over a sequence of eighth notes. The notes are: F#4, G4, A4, B4, C5, B4, A4, G4, F#4. The first measure starts with a fermata over the first note.

Musical staff 1: Treble clef, key signature of two flats (Bb). The staff contains four measures of music, each with a slur over a sequence of eighth notes. The notes are: Bb3, C4, D4, Eb4, F4, Eb4, D4, C4, Bb3. The first measure starts with a fermata over the first note.

Musical staff 2: Treble clef, key signature of one sharp (F#). The staff contains four measures of music, each with a slur over a sequence of eighth notes. The notes are: F#4, G4, A4, B4, C5, B4, A4, G4, F#4. The first measure starts with a fermata over the first note.

Musical staff 0: Treble clef, key signature of two flats (Bb). The staff contains four measures of music, each with a slur over a sequence of eighth notes. The notes are: Bb3, C4, D4, Eb4, F4, Eb4, D4, C4, Bb3. The first measure starts with a fermata over the first note.

Trumpet Diatonics

Isometry 1a

JC Heisler

Musical staff 123: Treble clef, key signature of one sharp (F#). The staff contains two measures of music, each with a slur over the notes. The first measure starts on G4 and the second on A4. A fermata is placed over the final note of the second measure.

Musical staff 13: Treble clef, key signature of one sharp (F#). The staff contains two measures of music, each with a slur over the notes. The first measure starts on A4 and the second on B4. A fermata is placed over the final note of the second measure.

Musical staff 23: Treble clef, key signature of two flats (Bb, Eb). The staff contains two measures of music, each with a slur over the notes. The first measure starts on Bb4 and the second on C5. A fermata is placed over the final note of the second measure.

Musical staff 12: Treble clef, key signature of one sharp (F#). The staff contains two measures of music, each with a slur over the notes. The first measure starts on A4 and the second on B4. A fermata is placed over the final note of the second measure.

Musical staff 1: Treble clef, key signature of two flats (Bb, Eb). The staff contains two measures of music, each with a slur over the notes. The first measure starts on Bb4 and the second on C5. A fermata is placed over the final note of the second measure.

Musical staff 2: Treble clef, key signature of one sharp (F#). The staff contains two measures of music, each with a slur over the notes. The first measure starts on G4 and the second on A4. A fermata is placed over the final note of the second measure.

Musical staff 0: Treble clef, key signature of two flats (Bb, Eb). The staff contains two measures of music, each with a slur over the notes. The first measure starts on Bb4 and the second on C5. A fermata is placed over the final note of the second measure.

Musical staff 123: Treble clef, key signature of one sharp (F#). The staff contains two measures of music. The first measure has a slur over a sequence of notes: F#4, G4, A4, B4, C5, D5, E5, F#5, G5, A5, B5, C6, D6, E6, F#6, G6, A6, B6, C7. The second measure has a slur over a sequence of notes: F#4, G4, A4, B4, C5, D5, E5, F#5, G5, A5, B5, C6, D6, E6, F#6, G6, A6, B6, C7. A fermata is placed over the first measure.

Musical staff 13: Treble clef, key signature of one sharp (F#). The staff contains two measures of music. The first measure has a slur over a sequence of notes: F#4, G4, A4, B4, C5, D5, E5, F#5, G5, A5, B5, C6, D6, E6, F#6, G6, A6, B6, C7. The second measure has a slur over a sequence of notes: F#4, G4, A4, B4, C5, D5, E5, F#5, G5, A5, B5, C6, D6, E6, F#6, G6, A6, B6, C7. A fermata is placed over the first measure.

Musical staff 23: Treble clef, key signature of two flats (Bb). The staff contains two measures of music. The first measure has a slur over a sequence of notes: Bb3, C4, D4, Eb4, Fb4, Gb4, Ab4, Bb4, C5, D5, Eb5, Fb5, Gb5, Ab5, Bb5, C6, D6, Eb6, Fb6, Gb6, Ab6, Bb6, C7. The second measure has a slur over a sequence of notes: Bb3, C4, D4, Eb4, Fb4, Gb4, Ab4, Bb4, C5, D5, Eb5, Fb5, Gb5, Ab5, Bb5, C6, D6, Eb6, Fb6, Gb6, Ab6, Bb6, C7. A fermata is placed over the first measure.

Musical staff 12: Treble clef, key signature of one sharp (F#). The staff contains two measures of music. The first measure has a slur over a sequence of notes: F#4, G4, A4, B4, C5, D5, E5, F#5, G5, A5, B5, C6, D6, E6, F#6, G6, A6, B6, C7. The second measure has a slur over a sequence of notes: F#4, G4, A4, B4, C5, D5, E5, F#5, G5, A5, B5, C6, D6, E6, F#6, G6, A6, B6, C7. A fermata is placed over the first measure.

Musical staff 1: Treble clef, key signature of two flats (Bb). The staff contains two measures of music. The first measure has a slur over a sequence of notes: Bb3, C4, D4, Eb4, Fb4, Gb4, Ab4, Bb4, C5, D5, Eb5, Fb5, Gb5, Ab5, Bb5, C6, D6, Eb6, Fb6, Gb6, Ab6, Bb6, C7. The second measure has a slur over a sequence of notes: Bb3, C4, D4, Eb4, Fb4, Gb4, Ab4, Bb4, C5, D5, Eb5, Fb5, Gb5, Ab5, Bb5, C6, D6, Eb6, Fb6, Gb6, Ab6, Bb6, C7. A fermata is placed over the first measure.

Musical staff 2: Treble clef, key signature of one sharp (F#). The staff contains two measures of music. The first measure has a slur over a sequence of notes: F#4, G4, A4, B4, C5, D5, E5, F#5, G5, A5, B5, C6, D6, E6, F#6, G6, A6, B6, C7. The second measure has a slur over a sequence of notes: F#4, G4, A4, B4, C5, D5, E5, F#5, G5, A5, B5, C6, D6, E6, F#6, G6, A6, B6, C7. A fermata is placed over the first measure.

Musical staff 0: Treble clef, key signature of two flats (Bb). The staff contains two measures of music. The first measure has a slur over a sequence of notes: Bb3, C4, D4, Eb4, Fb4, Gb4, Ab4, Bb4, C5, D5, Eb5, Fb5, Gb5, Ab5, Bb5, C6, D6, Eb6, Fb6, Gb6, Ab6, Bb6, C7. The second measure has a slur over a sequence of notes: Bb3, C4, D4, Eb4, Fb4, Gb4, Ab4, Bb4, C5, D5, Eb5, Fb5, Gb5, Ab5, Bb5, C6, D6, Eb6, Fb6, Gb6, Ab6, Bb6, C7. A fermata is placed over the first measure.

Trumpet Diatonics

Isometry 2

JC Heisler

123

13

23

12

1


2

0


Trumpet Diatonics

Isometry 3

JC Heisler








123



Trumpet Diatonics

Isometry 4

JC Heisler



Trumpet Diatonics

Isometry 5

JC Heisler

123

13

23

12

1

2

0


Trumpet Diatonics

Isometry 7

JC Heisler



123

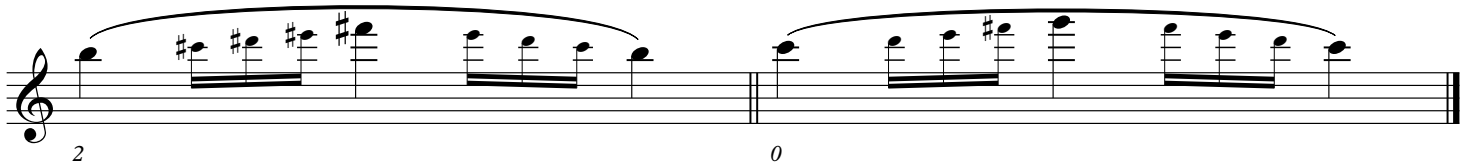




©JC Heisler PLEASE DO NOT REPRODUCE

Trumpet Diatonics

Isometry 8

JC Heisler



©JC Heisler PLEASE DO NOT REPRODUCE

Trumpet Diatonics

Isometry 9

JC Heisler

123

13

23

12

1

2

0

Trumpet Diatonics

Isometry 10

JC Heisler

123

13

23

12

1

2

0

Trumpet Diatonics

Isometry 11

JC Heisler



©JC Heisler PLEASE DO NOT REPRODUCE

Trumpet Diatonics

Isometry 14

JC Heisler

Musical staff 123: Treble clef, key signature of one sharp (F#). The staff contains a melodic line starting on G4, moving up to C5, then down to G3, and finally up to C4. The notes are: G4, A4, B4, C5, B4, A4, G4, F#4, E4, D4, C4, B3, A3, G3, F#3, E3, D3, C3, B2, A2, G2, F#2, E2, D2, C2, B1, A1, G1, F#1, E1, D1, C1, B0, A0, G0, F#0, E0, D0, C0, B-1, A-1, G-1, F#-1, E-1, D-1, C-1, B-2, A-2, G-2, F#-2, E-2, D-2, C-2, B-3, A-3, G-3, F#-3, E-3, D-3, C-3, B-4, A-4, G-4, F#-4, E-4, D-4, C-4, B-5, A-5, G-5, F#-5, E-5, D-5, C-5, B-6, A-6, G-6, F#-6, E-6, D-6, C-6, B-7, A-7, G-7, F#-7, E-7, D-7, C-7, B-8, A-8, G-8, F#-8, E-8, D-8, C-8, B-9, A-9, G-9, F#-9, E-9, D-9, C-9, B-10, A-10, G-10, F#-10, E-10, D-10, C-10, B-11, A-11, G-11, F#-11, E-11, D-11, C-11, B-12, A-12, G-12, F#-12, E-12, D-12, C-12, B-13, A-13, G-13, F#-13, E-13, D-13, C-13, B-14, A-14, G-14, F#-14, E-14, D-14, C-14, B-15, A-15, G-15, F#-15, E-15, D-15, C-15, B-16, A-16, G-16, F#-16, E-16, D-16, C-16, B-17, A-17, G-17, F#-17, E-17, D-17, C-17, B-18, A-18, G-18, F#-18, E-18, D-18, C-18, B-19, A-19, G-19, F#-19, E-19, D-19, C-19, B-20, A-20, G-20, F#-20, E-20, D-20, C-20, B-21, A-21, G-21, F#-21, E-21, D-21, C-21, B-22, A-22, G-22, F#-22, E-22, D-22, C-22, B-23, A-23, G-23, F#-23, E-23, D-23, C-23, B-24, A-24, G-24, F#-24, E-24, D-24, C-24, B-25, A-25, G-25, F#-25, E-25, D-25, C-25, B-26, A-26, G-26, F#-26, E-26, D-26, C-26, B-27, A-27, G-27, F#-27, E-27, D-27, C-27, B-28, A-28, G-28, F#-28, E-28, D-28, C-28, B-29, A-29, G-29, F#-29, E-29, D-29, C-29, B-30, A-30, G-30, F#-30, E-30, D-30, C-30, B-31, A-31, G-31, F#-31, E-31, D-31, C-31, B-32, A-32, G-32, F#-32, E-32, D-32, C-32, B-33, A-33, G-33, F#-33, E-33, D-33, C-33, B-34, A-34, G-34, F#-34, E-34, D-34, C-34, B-35, A-35, G-35, F#-35, E-35, D-35, C-35, B-36, A-36, G-36, F#-36, E-36, D-36, C-36, B-37, A-37, G-37, F#-37, E-37, D-37, C-37, B-38, A-38, G-38, F#-38, E-38, D-38, C-38, B-39, A-39, G-39, F#-39, E-39, D-39, C-39, B-40, A-40, G-40, F#-40, E-40, D-40, C-40, B-41, A-41, G-41, F#-41, E-41, D-41, C-41, B-42, A-42, G-42, F#-42, E-42, D-42, C-42, B-43, A-43, G-43, F#-43, E-43, D-43, C-43, B-44, A-44, G-44, F#-44, E-44, D-44, C-44, B-45, A-45, G-45, F#-45, E-45, D-45, C-45, B-46, A-46, G-46, F#-46, E-46, D-46, C-46, B-47, A-47, G-47, F#-47, E-47, D-47, C-47, B-48, A-48, G-48, F#-48, E-48, D-48, C-48, B-49, A-49, G-49, F#-49, E-49, D-49, C-49, B-50, A-50, G-50, F#-50, E-50, D-50, C-50, B-51, A-51, G-51, F#-51, E-51, D-51, C-51, B-52, A-52, G-52, F#-52, E-52, D-52, C-52, B-53, A-53, G-53, F#-53, E-53, D-53, C-53, B-54, A-54, G-54, F#-54, E-54, D-54, C-54, B-55, A-55, G-55, F#-55, E-55, D-55, C-55, B-56, A-56, G-56, F#-56, E-56, D-56, C-56, B-57, A-57, G-57, F#-57, E-57, D-57, C-57, B-58, A-58, G-58, F#-58, E-58, D-58, C-58, B-59, A-59, G-59, F#-59, E-59, D-59, C-59, B-60, A-60, G-60, F#-60, E-60, D-60, C-60, B-61, A-61, G-61, F#-61, E-61, D-61, C-61, B-62, A-62, G-62, F#-62, E-62, D-62, C-62, B-63, A-63, G-63, F#-63, E-63, D-63, C-63, B-64, A-64, G-64, F#-64, E-64, D-64, C-64, B-65, A-65, G-65, F#-65, E-65, D-65, C-65, B-66, A-66, G-66, F#-66, E-66, D-66, C-66, B-67, A-67, G-67, F#-67, E-67, D-67, C-67, B-68, A-68, G-68, F#-68, E-68, D-68, C-68, B-69, A-69, G-69, F#-69, E-69, D-69, C-69, B-70, A-70, G-70, F#-70, E-70, D-70, C-70, B-71, A-71, G-71, F#-71, E-71, D-71, C-71, B-72, A-72, G-72, F#-72, E-72, D-72, C-72, B-73, A-73, G-73, F#-73, E-73, D-73, C-73, B-74, A-74, G-74, F#-74, E-74, D-74, C-74, B-75, A-75, G-75, F#-75, E-75, D-75, C-75, B-76, A-76, G-76, F#-76, E-76, D-76, C-76, B-77, A-77, G-77, F#-77, E-77, D-77, C-77, B-78, A-78, G-78, F#-78, E-78, D-78, C-78, B-79, A-79, G-79, F#-79, E-79, D-79, C-79, B-80, A-80, G-80, F#-80, E-80, D-80, C-80, B-81, A-81, G-81, F#-81, E-81, D-81, C-81, B-82, A-82, G-82, F#-82, E-82, D-82, C-82, B-83, A-83, G-83, F#-83, E-83, D-83, C-83, B-84, A-84, G-84, F#-84, E-84, D-84, C-84, B-85, A-85, G-85, F#-85, E-85, D-85, C-85, B-86, A-86, G-86, F#-86, E-86, D-86, C-86, B-87, A-87, G-87, F#-87, E-87, D-87, C-87, B-88, A-88, G-88, F#-88, E-88, D-88, C-88, B-89, A-89, G-89, F#-89, E-89, D-89, C-89, B-90, A-90, G-90, F#-90, E-90, D-90, C-90, B-91, A-91, G-91, F#-91, E-91, D-91, C-91, B-92, A-92, G-92, F#-92, E-92, D-92, C-92, B-93, A-93, G-93, F#-93, E-93, D-93, C-93, B-94, A-94, G-94, F#-94, E-94, D-94, C-94, B-95, A-95, G-95, F#-95, E-95, D-95, C-95, B-96, A-96, G-96, F#-96, E-96, D-96, C-96, B-97, A-97, G-97, F#-97, E-97, D-97, C-97, B-98, A-98, G-98, F#-98, E-98, D-98, C-98, B-99, A-99, G-99, F#-99, E-99, D-99, C-99, B-100, A-100, G-100, F#-100, E-100, D-100, C-100, B-101, A-101, G-101, F#-101, E-101, D-101, C-101, B-102, A-102, G-102, F#-102, E-102, D-102, C-102, B-103, A-103, G-103, F#-103, E-103, D-103, C-103, B-104, A-104, G-104, F#-104, E-104, D-104, C-104, B-105, A-105, G-105, F#-105, E-105, D-105, C-105, B-106, A-106, G-106, F#-106, E-106, D-106, C-106, B-107, A-107, G-107, F#-107, E-107, D-107, C-107, B-108, A-108, G-108, F#-108, E-108, D-108, C-108, B-109, A-109, G-109, F#-109, E-109, D-109, C-109, B-110, A-110, G-110, F#-110, E-110, D-110, C-110, B-111, A-111, G-111, F#-111, E-111, D-111, C-111, B-112, A-112, G-112, F#-112, E-112, D-112, C-112, B-113, A-113, G-113, F#-113, E-113, D-113, C-113, B-114, A-114, G-114, F#-114, E-114, D-114, C-114, B-115, A-115, G-115, F#-115, E-115, D-115, C-115, B-116, A-116, G-116, F#-116, E-116, D-116, C-116, B-117, A-117, G-117, F#-117, E-117, D-117, C-117, B-118, A-118, G-118, F#-118, E-118, D-118, C-118, B-119, A-119, G-119, F#-119, E-119, D-119, C-119, B-120, A-120, G-120, F#-120, E-120, D-120, C-120, B-121, A-121, G-121, F#-121, E-121, D-121, C-121, B-122, A-122, G-122, F#-122, E-122, D-122, C-122, B-123, A-123, G-123, F#-123, E-123, D-123, C-123, B-124, A-124, G-124, F#-124, E-124, D-124, C-124, B-125, A-125, G-125, F#-125, E-125, D-125, C-125, B-126, A-126, G-126, F#-126, E-126, D-126, C-126, B-127, A-127, G-127, F#-127, E-127, D-127, C-127, B-128, A-128, G-128, F#-128, E-128, D-128, C-128, B-129, A-129, G-129, F#-129, E-129, D-129, C-129, B-130, A-130, G-130, F#-130, E-130, D-130, C-130, B-131, A-131, G-131, F#-131, E-131, D-131, C-131, B-132, A-132, G-132, F#-132, E-132, D-132, C-132, B-133, A-133, G-133, F#-133, E-133, D-133, C-133, B-134, A-134, G-134, F#-134, E-134, D-134, C-134, B-135, A-135, G-135, F#-135, E-135, D-135, C-135, B-136, A-136, G-136, F#-136, E-136, D-136, C-136, B-137, A-137, G-137, F#-137, E-137, D-137, C-137, B-138, A-138, G-138, F#-138, E-138, D-138, C-138, B-139, A-139, G-139, F#-139, E-139, D-139, C-139, B-140, A-140, G-140, F#-140, E-140, D-140, C-140, B-141, A-141, G-141, F#-141, E-141, D-141, C-141, B-142, A-142, G-142, F#-142, E-142, D-142, C-142, B-143, A-143, G-143, F#-143, E-143, D-143, C-143, B-144, A-144, G-144, F#-144, E-144, D-144, C-144, B-145, A-145, G-145, F#-145, E-145, D-145, C-145, B-146, A-146, G-146, F#-146, E-146, D-146, C-146, B-147, A-147, G-147, F#-147, E-147, D-147, C-147, B-148, A-148, G-148, F#-148, E-148, D-148, C-148, B-149, A-149, G-149, F#-149, E-149, D-149, C-149, B-150, A-150, G-150, F#-150, E-150, D-150, C-150, B-151, A-151, G-151, F#-151, E-151, D-151, C-151, B-152, A-152, G-152, F#-152, E-152, D-152, C-152, B-153, A-153, G-153, F#-153, E-153, D-153, C-153, B-154, A-154, G-154, F#-154, E-154, D-154, C-154, B-155, A-155, G-155, F#-155, E-155, D-155, C-155, B-156, A-156, G-156, F#-156, E-156, D-156, C-156, B-157, A-157, G-157, F#-157, E-157, D-157, C-157, B-158, A-158, G-158, F#-158, E-158, D-158, C-158, B-159, A-159, G-159, F#-159, E-159, D-159, C-159, B-160, A-160, G-160, F#-160, E-160, D-160, C-160, B-161, A-161, G-161, F#-161, E-161, D-161, C-161, B-162, A-162, G-162, F#-162, E-162, D-162, C-162, B-163, A-163, G-163, F#-163, E-163, D-163, C-163, B-164, A-164, G-164, F#-164, E-164, D-164, C-164, B-165, A-165, G-165, F#-165, E-165, D-165, C-165, B-166, A-166, G-166, F#-166, E-166, D-166, C-166, B-167, A-167, G-167, F#-167, E-167, D-167, C-167, B-168, A-168, G-168, F#-168, E-168, D-168, C-168, B-169, A-169, G-169, F#-169, E-169, D-169, C-169, B-170, A-170, G-170, F#-170, E-170, D-170, C-170, B-171, A-171, G-171, F#-171, E-171, D-171, C-171, B-172, A-172, G-172, F#-172, E-172, D-172, C-172, B-173, A-173, G-173, F#-173, E-173, D-173, C-173, B-174, A-174, G-174, F#-174, E-174, D-174, C-174, B-175, A-175, G-175, F#-175, E-175, D-175, C-175, B-176, A-176, G-176, F#-176, E-176, D-176, C-176, B-177, A-177, G-177, F#-177, E-177, D-177, C-177, B-178, A-178, G-178, F#-178, E-178, D-178, C-178, B-179, A-179, G-179, F#-179, E-179, D-179, C-179, B-180, A-180, G-180, F#-180, E-180, D-180, C-180, B-181, A-181, G-181, F#-181, E-181, D-181, C-181, B-182, A-182, G-182, F#-182, E-182, D-182, C-182, B-183, A-183, G-183, F#-183, E-183, D-183, C-183, B-184, A-184, G-184, F#-184, E-184, D-184, C-184, B-185, A-185, G-185, F#-185, E-185, D-185, C-185, B-186, A-186, G-186, F#-186, E-186, D-186, C-186, B-187, A-187, G-187, F#-187, E-187, D-187, C-187, B-188, A-188, G-188, F#-188, E-188, D-188, C-188, B-189, A-189, G-189, F#-189, E-189, D-189, C-189, B-190, A-190, G-190, F#-190, E-190, D-190, C-190, B-191, A-191, G-191, F#-191, E-191, D-191, C-191, B-192, A-192, G-192, F#-192, E-192, D-192, C-192, B-193, A-193, G-193, F#-193, E-193, D-193, C-193, B-194, A-194, G-194, F#-194, E-194, D-194, C-194, B-195, A-195, G-195, F#-195, E-195, D-195, C-195, B-196, A-196, G-196, F#-196, E-196, D-196, C-196, B-197, A-197, G-197, F#-197, E-197, D-197, C-197, B-198, A-198, G-198, F#-198, E-198, D-198, C-198, B-199, A-199, G-199, F#-199, E-199, D-199, C-199, B-200, A-200, G-200, F#-200, E-200, D-200, C-200, B-201, A-201, G-201, F#-201, E-201, D-201, C-201, B-202, A-202, G-202, F#-202, E-202, D-202, C-202, B-203, A-203, G-203, F#-203, E-203, D-203, C-203, B-204, A-204, G-204, F#-204, E-204, D-204, C-204, B-205, A-205, G-205, F#-205, E-205, D-205, C-205, B-206, A-206, G-206, F#-206, E-206, D-206, C-206, B-207, A-207, G-207, F#-207, E-207, D-207, C-207, B-208, A-208, G-208, F#-208, E-208, D-208, C-208, B-209, A-209, G-209, F#-209, E-209, D-209, C-209, B-210, A-210, G-210, F#-210, E-210, D-210, C-210, B-211, A-211, G-211, F#-211, E-211, D-211, C-211, B-212, A-212, G-212, F#-212, E-212, D-212, C-212, B-213, A-213, G-213, F#-213, E-213, D-213, C-213, B-214, A-214, G-214, F#-214, E-214, D-214, C-214, B-215, A-215, G-215, F#-215, E-215, D-215, C-215, B-216, A-216, G-216, F#-216, E-216, D-216, C-216, B-217, A-217, G-217, F#-217, E-217, D-217, C-217, B-218, A-218, G-218, F#-218, E-218, D-218, C-218, B-219, A-219, G-219, F#-219, E-219, D-219, C-219, B-220, A-220, G-220, F#-220, E-220, D-220, C-220, B-221, A-221, G-221, F#-221, E-221, D-221, C-221, B-222, A-222, G-222, F#-222, E-222, D-222, C-222, B-223, A-223, G-223, F#-223, E-223, D-223, C-223, B-224, A-224, G-224, F#-224, E-224, D-224, C-224, B-225, A-225, G-225, F#-225, E-225, D-225, C-225, B-226, A-226, G-226, F#-226, E-226, D-226, C-226, B-227, A-227, G-227, F#-227, E-227, D-227, C-227, B-228, A-228, G-228, F#-228, E-228, D-228, C-228, B-229, A-229, G-229, F#-229, E-229, D-229, C-229, B-230, A-230, G-230, F#-230, E-230, D-230, C-230, B-231, A-231, G-231, F#-231, E-231, D-231, C-231, B-232, A-232, G-232, F#-232, E-232, D-232, C-232, B-233, A-233, G-233, F#-233, E-233, D-233, C-233, B-234, A-234, G-234, F#-234, E-234, D-234, C-234, B-235, A-235, G-235, F#-235, E-235, D-235, C-235, B-236, A-236, G-236, F#-236, E-236, D-236, C-236, B-237, A-237, G-237, F#-237, E-237, D-237, C-237, B-238, A-238, G-238, F#-238, E-238, D-238, C-238, B-239, A-239, G-239, F#-239, E-239, D-239, C-239, B-240, A-240, G-240, F#-240, E-240, D-240, C-240, B-241, A-241, G-241, F#-241, E-241, D-241, C-241, B-242, A-242, G-242, F#-242, E-242, D-242, C-242, B-243, A-243, G-243, F#-243, E-243, D-243, C-243, B-244, A-244, G-244, F#-244, E-244, D-244, C-244, B-245, A-245, G-245, F#-245, E-245, D-245, C-245, B-246, A-246, G-246, F#-246, E-246, D-246, C-246, B-247, A-247, G-247, F#-247, E-247, D-247, C-247, B-248, A-248, G-248, F#-248, E-248, D-248, C-248, B-249, A-249, G-249, F#-249, E-249, D-249, C-249, B-250, A-250, G-250, F#-250, E-250, D-250, C-250, B-251, A-251, G-251, F#-251, E-251, D-251, C-251, B-252, A-252, G-252, F#-252, E-252, D-252, C-252, B-253, A-253, G-253, F#-253, E-253, D-253, C-253, B-254, A-254, G-254, F#-254, E-254, D-254, C-254, B-255, A-255, G-255, F#-255, E-255, D-255, C-255, B-256, A-256, G-256, F#-256, E-256, D-256, C-256, B-257, A-257, G-257, F#-257, E-257, D-257, C-257, B-258, A-258, G-258, F#-258, E-258, D-258, C-258, B-259, A-259, G-259, F#-259, E-259, D-259, C-259, B-260, A-260, G-260, F#-260, E-260, D-260, C-260, B-261, A-261, G-261, F#-261, E-261, D-261, C-261, B-262, A-262, G-262, F#-262, E-262, D-262, C-262, B-263, A-263, G-263, F#-263, E-263, D-263, C-263, B-264, A-264, G-264, F#-264, E-264, D-264, C-264, B-265, A-265, G-265, F#-265, E-265, D-265, C-265, B-266, A-266, G-266, F#-266, E-266, D-266, C-266, B-267, A-267, G-267, F#-267, E-267, D-267, C-267, B-268, A-268, G-268, F#-268, E-268, D-268, C-268, B-269, A-269, G-269, F#-269, E-269, D-269, C-269, B-270, A-270, G-270, F#-270, E-270, D-270, C-270, B-271, A-271, G-271, F#-271, E-271, D-271, C-271, B-272, A-272, G-272, F#-272, E-272, D-272, C-272, B-273, A-273, G-273, F#-273, E-273, D-273, C-273, B-274, A-274, G-274, F#-274, E-274, D-274, C-274, B-275, A-275, G-275, F#-275, E-275, D-275, C-275, B-276, A-276, G-276, F#-276, E-276, D-276, C-276, B-277, A-277, G-277, F#-277, E-277, D-277, C-277, B-278, A-278, G-278, F#-278, E-278, D-278, C-278, B-279, A-279, G-279, F#-279, E-279, D-279, C-279, B-280, A-280, G-280, F#-280, E-280, D-280, C-280, B-281, A-281, G-281, F#-281, E-281, D-281, C-281, B-282, A-282, G-282, F#-282, E-282, D-282, C-282, B-283, A-283, G-283, F#-283, E-283, D-283, C-283, B-284, A-284, G-284, F#-284, E-284, D-284, C-284, B-285, A-285, G-285, F#-285, E-285, D-285, C-285, B-286, A-286, G-286, F#-286, E-286, D-286, C-286, B-287, A-287, G-287, F#-287, E-287, D-287, C-287, B-288, A-288, G-288, F#-288, E-288, D-288, C-288, B-289, A-289, G-289, F#-289, E-289, D-289, C-289, B-290, A-290, G-290, F#-290, E-290, D-290, C-290, B-291, A-291, G-291, F#-291, E-291, D-291, C-291, B-292, A-292, G-292, F#-292, E-292, D-292, C-292, B-293, A-293, G-293, F#-293, E-293, D-293, C-293, B-294, A-294, G-294, F#-294, E-294, D-294, C-294, B-295, A-295, G-295, F#-295, E-295, D-295, C-295, B-296, A-296, G-296, F#-296, E-296, D-296, C-296, B-297, A-297, G-2

Trumpet Diatonics Isometry

JC Heisler

123 ...cadenza

13 ...cadenza

23 ...cadenza

12 ...cadenza

1 ...cadenza

2 ...cadenza

0 ...cadenza

Trumpet Diatonics

Isometry Articulation

JC Heisler

①

123 13

23 12

1 2

②

0 123

13 23




12 1

2 0

etc..

Trumpet Diatonics Isometry...yrtemosI

JC Heisler



TRUMPET DIATONICS

a poetic training in Music Literacy

Book of Pedals



JC HEISLER

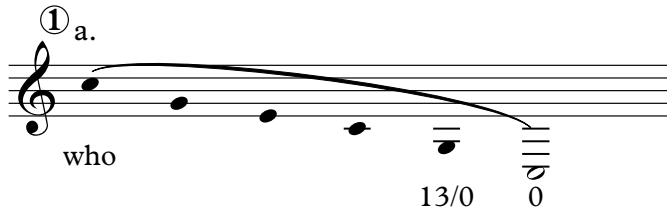

Trumpet Diatonics



Who Pedals #1



During Rests:


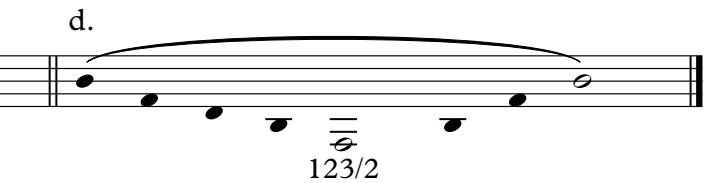
- Inhale for a natural, free release.
- Remove and replace mouthpiece, in coordination with aperture formation, at the release of the air.



JC Heisler



① a.  b. 



c.  d. 



② a.  b. 



c.  d. 


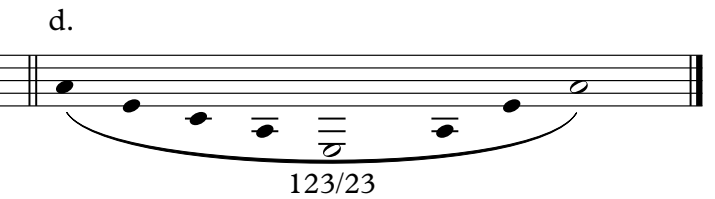
③ a.  b. 



c.  d. 



④ a.  b. 
123/12 12 123/12



c.  d. 
123/12 123/12


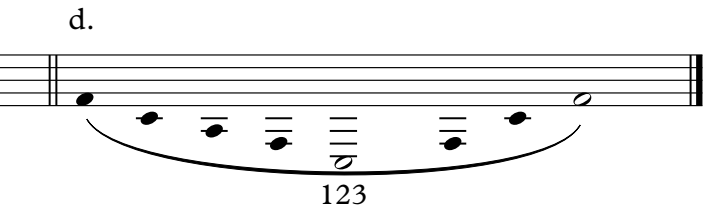
⑤ a.  b. 
123/23 23 123/23

c.  d. 
123/23 123/23

⑥ a.  b. 
123/13 13 123/13

c.  d. 
123/13 123/13

⑦ a.  b. 
123 123 123

c.  d. 
123 123

Trumpet Diatonics

Who Pedals #2

During Rests:

- Inhale for a natural, free release.
- Remove and replace mouthpiece, in coordination with aperture formation, at the release of the air.

JC Heisler

① a. b.

who

13/0 0 13/0 0 13/0

c. d.

13/0 0 13/0 13/0 0 13/0

② a. b.

123/2 2 123/2 123/2 2 123/2

c. d.

123/2 2 123/2 123/2 2 123/2

③ a. b.

123/1 1 123/1 123/1 1 123/1

c. d.

123/1 1 123/1 123/1 1 123/1

④ a. b.

123/12 12 123/12 12 123/12

c. d.

123/12 12 123/12 123/12 12 123/12

⑤ a. b.

123/23 23 123/23 23 123/23

c. d.

123/23 23 123/23 123/23 23 123/23

⑥ a. b.

123/13 13 123/13 13 123/13

c. d.

123/13 13 123/13 123/13 13 123/13

⑦ a. b.

123 123 123 123 123

c. d.

123 123 123 123 123 123


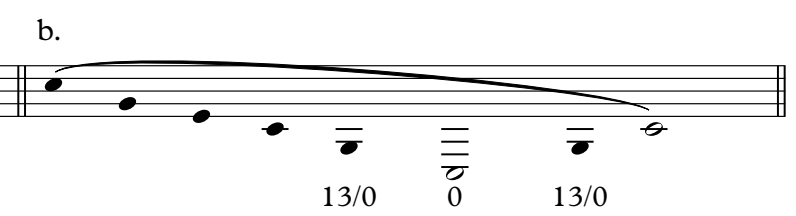
Trumpet Diatonics


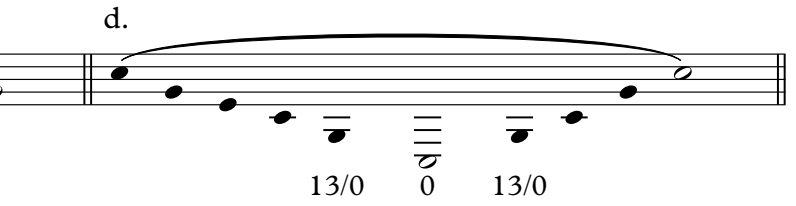
Who Pedals #2a


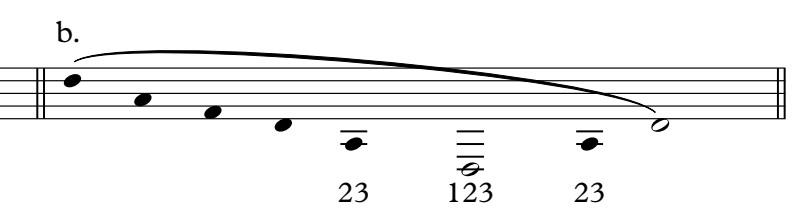
During Rests:



- Inhale for a natural, free release.
- Remove and replace mouthpiece, in coordination with aperture formation, at the release of the air.



JC Heisler



① a.  b. 

c.  d. 

② a.  b. 

c.  d. 

③ a.  b. 

c.  d. 

④ a. b.

123/23 123/23

c. d.

123/23 123/23

⑤ a. b.

123/12 123/12

c. d.

123/12 123/12

⑥ a. b.

123/1 123/1

c. d.

123/1 123/1

⑦ a. b.

123/2 123/2

c. d.

123/2 123/2

⑧ a. b.

13/0 13/0

c. d.




13/0 13/0









Trumpet Diatonics

Silent Night Pedals


JC Heisler

①





TRUMPET DIATONICS



JC HEISLER