

TRUMPET DIATONICS

a poetic training in Music Literacy

Book of Motions



JC HEISLER

Book of Motions
Trumpet Diatonics ©

By JC Heisler

Copyright © 2020 by John-Curtis J. Heisler

All rights reserved. No part of this publication may be reproduced, distributed, or transmitted in any form or by any means, including photocopying, recording, or other electronic or mechanical methods, without the prior written permission of the publisher, except in the case of brief quotations embodied in critical reviews and certain other noncommercial uses permitted by copyright law. For permission requests, write to the publisher, addressed “Attention: Permissions Coordinator,” at the address below.

www.trumpetdiatonics/contact.com

Table of Contents

<u>Book of Motions Lessons 1-28 Exposition</u>	<u>2</u>
Lesson 1 Direct Motion: Descending	3
Lesson 2 Direct Motion: Ascending	4
Lesson 3 Direct Motion: Descending & Ascending	5-6
Lesson 4 Direct Motion: Ascending & Descending	7-8
Lesson 5 Oblique Motion: Descending & Ascending	9-11
Lesson 6 Contrary Motion: Descending & Ascending	12-14
Lesson 7 Direct Motion in Thirds	15-21
Lesson 8 Oblique Motion in Thirds	22-29
Lesson 9 Contrary Motion in Thirds	30-35
Lesson 10 Direct Motion Diatonic Triads	36-45
Lesson 11 Direct Motion in Fourths	46-49
Lesson 12 Oblique Motion in Fourths	50-53
Lesson 13 Contrary Motion in Fourths	54-56
Lesson 14 Direct Motion in Tritones	57-60
Lesson 15 Oblique Motion in Tritones	61-64
Lesson 16 Contrary Motion in Tritones	65-67
Lesson 17 Direct Motion in Fifths	68-71
Lesson 18 Oblique Motion in Fifths	72-75
Lesson 19 Contrary Motion in Fifths	76-78
Lesson 20 Direct Motion in Sixths	79-84
Lesson 21 Oblique Motion in Sixths	85-89
Lesson 22 Contrary Motion in Sixths	90-93
Lesson 23 Direct Motion in Sevenths	94-99

Lesson 24 Oblique Motion in Sevenths	100-104
Lesson 25 Contrary Motion in Sevenths	105-108
Lesson 26 Direct Motion in Octaves	109-112
Lesson 27 Oblique Motion in Octaves	113-116
Lesson 28 Contrary Motion in Octaves	117-119

These lessons were composed in an effort to accomplish two goals: to develop the proper trumpet techniques of tone production, flexibility, articulation, and finger coordination without strain, as well as to facilitate music literacy through cultivating fundamental musicianship skills defined within the Western European Classical Music tradition.

Motions for Practice

The following 28 Lessons make for their theme the three Motions detailed by Johann Joseph Fux in his treatise on counterpoint, “Gradus Ad Parnassum” published in 1725. The Motions consist of Direct Motion, Oblique Motion, and Contrary Motion. In understanding and performing these Motions, the musician will learn to communicate with an effective literacy.

Tonality

It is our very nature to hear within a diatonic tonal reference. These 28 Lessons have been composed in order to build technical skill directed by the pupil’s powerful natural fluency of aural cognition; where the entire body is coordinated by the innate vividness of the musician’s aural imagination. These Lessons address the Major, Natural Minor, Harmonic Minor, Melodic Minor, Chromatic and Whole Tone tonalities.

Practice

It is suggested that the pupil memorize Lessons 1-6, as they define the specific Tonalities and Motions for making music. These first six lessons lay the foundation for study of the remaining 22 lessons.

Adequate space has been given between the staves to pencil in instruction, notate variations, and express the different Views to Mastery defined in Trumpet Diatonics©. (ie. solfeggio)

These exercises have been purposefully composed without any specific meter, tempi, rhythm, articulation, or dynamics.

I suggest the pupil learn how to slur the entirety of each Tonality and Motion. After this is accomplished articulation may be added by tonguing each note. Finally, all variations of articulation and style should be applied at the inclination of the artist’s curiosity, need, and creativity.

I suggest the pupil learn how to play these Tonalities and Motions at one dynamic level that is most useful, natural, and pleasing. Using consistent dynamics will ensure proper tone production and teach efficient formation and flexibility of the aperture. This is how freedom of sound through resonance is learned. Using consistent dynamics also develops wind control. It is suggested that the artist take special care not to get louder in ascending or descending. Dynamics may be varied once the artist has learned to properly coordinate a consistent sound throughout an entire Tonality and Motion.

The tempo must be defined by the pupil through a severely honest assessment of one’s own ability. It is suggested that the pupil never play faster than their ability to hear two notes at a time. Tempi should be varied often.

It is suggested that meter, how the notes are grouped and emphasized, at first, is defined by how the pupil hears the relationship of the pitches in the moment. In the beginning, the meter should be determined by the natural inclinations of the pupil to hear and execute the different Tonalities and Motions. Once the coordination to perform these exercises consistently has been developed, the artist must vary the meter so as to challenge themselves in hearing new variations inspired by their own creativity.

Rhythm is to be applied and varied as liberally as the pupil is capable.
All 28 Lessons should be performed in all keys.

Trumpet Diatonics

Lesson One

Direct Motion: Descending

The Brass School www.jcheisler.com

JC Heisler

Major

0 2 12 0 1 12 13 0 0 0 12 0

C B A G F E D C C G E C

Solfege: do ti la sol fa mi re do do sol mi do

Scale Degrees: 1 7 6 5 4 3 2 1 1 5 3 1

Tonal Function: Tonic Leading Tone Sub Dominant Sub Dominant Mediant Super Tonic Tonic

Natural Minor

0 1 23 0 1 23 13 0 0 0 23 0

C B \flat A \flat G F E \flat D C C G E \flat C

do te le sol fa me re do do sol me do

1 7 6 5 4 3 2 1 1 5 3 1

Harmonic Minor

0 2 23 0 1 23 13 0 2 0 23 0

C B A \flat G F E \flat D C B G E \flat C

do ti le sol fa me re do ti sol me do

1 \wedge 7 6 5 4 3 2 1 \wedge 7 5 3 1

Chromatic

0 2 1 12 23 0 2 1 12 23 13 123 0 0 12 2 23 0

C B B \flat A A \flat G G \flat F E E \flat D D \flat C C B $\flat\flat$ G \flat E \flat C

do ti te la le sol se fa mi me re ra do do ta se me do

0 11 10 9 8 7 6 5 4 3 2 1 0 0 9 6 3 0

Whole Tone

0 1 23 2 12 13 0 0 23 12 0

C A \sharp G \sharp F \sharp E D C C G \sharp E C

do li si fi mi re do do si mi do

0 10 8 6 4 2 0 0 8 4 0

Trumpet Diatonics

Lesson Two

Direct Motion: Ascending

The Brass School www.jcheisler.com

JC Heisler

Major 0 13 12 1 0 12 2 0 0 12 0 0

C D E F G A B C C E G C
do re mi fa sol la ti do do mi sol do
1 2 3 4 5 6 7 1 1 3 5 1

Solfege: do re mi fa sol la ti do do mi sol do
Scale Degrees: 1 2 3 4 5 6 7 1 1 3 5 1
Tonal Function: Tonic Super Mediant Sub Dominant Sub Leading Tonic
Tonic Tonic Dominant Mediant Tone

Natural Minor 0 13 23 1 0 23 1 0 0 23 0 0

C D Eb F G Ab Bb C C Eb G C
do re me fa sol le te do do me sol do
1 2 3 4 5 6 7 1 1 3 5 1

Harmonic Minor 0 13 23 1 0 23 2 0 0 23 0 2

C D Eb F G Ab B C C Eb G B
do re me fa sol le ti do do me sol ti
1 2 3 4 5 6 ^7 1 1 3 5 ^7

Melodic Minor 0 13 23 1 0 12 2 0 0 23 0 12

C D Eb F G A B C C Eb G A
do re me fa sol la ti do do me sol la
1 2 3 4 5 ^6 ^7 1 1 3 5 ^6

Chromatic 0 123 13 23 12 1 2 0 23 12 1 2 0 0 23 2 12 0

C C# D D# E F F# G G# A A# B C C Eb Gb Bbb C
do di re ri mi fa fi sol si la li ti do do me se ta do
0 1 2 3 4 5 6 7 8 9 10 11 0 0 3 6 9 0

Whole Tone 0 13 12 2 23 1 0 0 12 23 0

C D E F# G# A# C C E G# C
do re mi fi si li do do mi si do
0 2 4 6 8 10 0 0 4 8 0

Trumpet Diatonics

Lesson Three

Direct Motion: Descending & Ascending

The Brass School www.jcheisler.com

JC Heisler

Major 0 2 12 0 1 12 13 0 13 12 1 0 12 2 0

C B A G F E D C D E F G A B C

Detailed description: A musical staff in treble clef with a key signature of one flat (Bb). The notes are C, B, A, G, F, E, D, C, D, E, F, G, A, B, C. Fingerings are indicated by numbers 0-2 above the notes. The first measure contains notes C (0), B (2), and A (12). The second measure contains G (0), F (1), and E (12). The third measure contains D (13), C (0), and D (13). The fourth measure contains E (12), F (1), and G (0). The fifth measure contains A (12), B (2), and C (0).

0 0 12 0 12 0 0

C G E C E G C

Detailed description: A musical staff in treble clef with a key signature of one flat (Bb). The notes are C, G, E, C, E, G, C. Fingerings are indicated by numbers 0-12 above the notes. The first measure contains C (0), G (0), and E (12). The second measure contains C (0), E (12), and G (0).

Natural
Minor 0 1 23 0 1 23 13 0 13 23 1 0 23 1 0

C Bb Ab G F Eb D C D Eb F G Ab Bb C

Detailed description: A musical staff in treble clef with a key signature of two flats (Bb, Eb). The notes are C, Bb, Ab, G, F, Eb, D, C, D, Eb, F, G, Ab, Bb, C. Fingerings are indicated by numbers 0-3 above the notes. The first measure contains notes C (0), Bb (1), and Ab (23). The second measure contains G (0), F (1), and Eb (23). The third measure contains D (13), C (0), and D (13). The fourth measure contains Eb (23), F (1), and G (0). The fifth measure contains Ab (23), Bb (1), and C (0).

0 0 23 0 23 0 0

C G Eb C Eb G C

Detailed description: A musical staff in treble clef with a key signature of two flats (Bb, Eb). The notes are C, G, Eb, C, Eb, G, C. Fingerings are indicated by numbers 0-3 above the notes. The first measure contains C (0), G (0), and Eb (23). The second measure contains C (0), Eb (23), and G (0).

Harmonic
Minor 0 2 23 0 1 23 13 0 13 23 1 0 23 2 0

C B Ab G F Eb D C D Eb F G Ab B C

Detailed description: A musical staff in treble clef with a key signature of two flats (Bb, Eb). The notes are C, B, Ab, G, F, Eb, D, C, D, Eb, F, G, Ab, B, C. Fingerings are indicated by numbers 0-3 above the notes. The first measure contains notes C (0), B (2), and Ab (23). The second measure contains G (0), F (1), and Eb (23). The third measure contains D (13), C (0), and D (13). The fourth measure contains Eb (23), F (1), and G (0). The fifth measure contains Ab (23), B (2), and C (0).

2 0 23 0 23 0 2

B G Eb C Eb G B

Detailed description: A musical staff in treble clef with a key signature of two flats (Bb, Eb). The notes are B, G, Eb, C, Eb, G, B. Fingerings are indicated by numbers 0-3 above the notes. The first measure contains B (2), G (0), and Eb (23). The second measure contains C (0), Eb (23), and G (0). The third measure contains B (2).

The Brass School www.jcheisler.com
 Lesson Three: Descending & Ascending

*Melodic
Minor*

0 1 23 0 1 23 13 0 13 23 1 0 12 2 0

C Bb Ab G F Eb D C D Eb F G A B C

12 0 23 0 23 0 12

A G Eb C Eb G A

Chromatic

0 2 1 12 23 0 2 1 12 23 13 123

C B Bb A Ab G Gb F E Eb D Db

0 123 13 23 12 1 2 0 23 12 1 2 0

C C# D D# E F F# G G# A A# B C

0 12 2 23 0 23 2 12 0

C Bbb Gb Eb C Eb Gb Bbb C

Whole Tone

0 1 23 2 12 13 0 13 12 2 23 1 0

C A# G# F# E D C D E F# G# A# C

0 23 12 0 12 23 0

C G# E C E G# C

Trumpet Diatonics

Lesson Four

Direct Motion: Ascending & Descending

The Brass School www.jcheisler.com

JC Heisler

Major 0 13 12 1 0 12 2 0 2 12 0 1 12 13 0

C D E F G A B C B A G F E D C

Detailed description: A musical staff in treble clef with a key signature of one sharp (F#). The notes are C, D, E, F, G, A, B, C, B, A, G, F, E, D, C. Fingerings are indicated by numbers 0-3 above the notes.

0 12 0 0 0 12 0

C E G C G E C

Detailed description: A musical staff in treble clef with a key signature of one sharp (F#). The notes are C, E, G, C, G, E, C. Fingerings are indicated by numbers 0-3 above the notes.

Natural
Minor 0 13 23 1 0 23 1 0 1 23 0 1 23 13 0

C D Eb F G Ab Bb C Bb Ab G F Eb D C

Detailed description: A musical staff in treble clef with a key signature of two flats (Bb, Eb). The notes are C, D, Eb, F, G, Ab, Bb, C, Bb, Ab, G, F, Eb, D, C. Fingerings are indicated by numbers 0-3 above the notes.

0 23 0 0 0 23 0

C Eb G C G Eb C

Detailed description: A musical staff in treble clef with a key signature of two flats (Bb, Eb). The notes are C, Eb, G, C, G, Eb, C. Fingerings are indicated by numbers 0-3 above the notes.

Harmonic
Minor 0 13 23 1 0 23 2 0 2 23 0 1 23 13 0

C D Eb F G Ab B C B Ab G F Eb D C

Detailed description: A musical staff in treble clef with a key signature of two flats (Bb, Eb). The notes are C, D, Eb, F, G, Ab, B, C, B, Ab, G, F, Eb, D, C. Fingerings are indicated by numbers 0-3 above the notes.

0 23 0 2 0 23 0

C Eb G B G Eb C

Detailed description: A musical staff in treble clef with a key signature of two flats (Bb, Eb). The notes are C, Eb, G, B, G, Eb, C. Fingerings are indicated by numbers 0-3 above the notes.

The Brass School www.jcheisler.com
 Lesson Four: Ascending & Descending

*Melodic
Minor*

0 13 23 1 0 12 2 0 1 23 0 1 23 13 0

C D Eb F G A B C Bb Ab G F Eb D C

0 23 0 12 0 23 0

C Eb G A G Eb C

Chromatic

0 123 13 23 12 1 2 0 23 12 1 2

C C# D D# E F F# G G# A A# B

0 2 1 12 23 0 2 1 12 23 13 123 0

C B Bb A Ab G Gb F E Eb D Db C

0 23 2 12 0 12 2 23 0

C Eb Gb Bbb C Bbb Gb Eb C

Whole Tone

0 13 12 2 23 1 0 1 23 2 12 13 0

C D E F# G# A# C A# G# F# E D C

0 12 23 0 23 12 0

C E G# C G# E C

Trumpet Diatonics

Lesson Five

Oblique Motion: Descending & Ascending

The Brass School www.jcheisler.com

JC Heisler

Major 0 2 0 12 0 0 0 1 0 12 0 13 0 0

C B C A C G C F C E C D C C

Detailed description: A musical staff in treble clef with a key signature of one sharp (F#). The notes are C4, B4, C5, A4, C5, G4, C5, F4, C5, E4, C5, D4, C4, C4. Fingerings are indicated by numbers 0-13 above the notes.

0 13 0 12 0 1 0 0 0 12 0 2 0 0

C D C E C F C G C A C B C C

Detailed description: A musical staff in treble clef with a key signature of one sharp (F#). The notes are C4, D4, C4, E4, C4, F4, C4, G4, C4, A4, C4, B4, C4, C4. Fingerings are indicated by numbers 0-13 above the notes.

0 0 0 12 0 0 0 12 0 0 0 0

C G C E C C C E C G C C

Detailed description: A musical staff in treble clef with a key signature of one sharp (F#). The notes are C4, G4, C4, E4, C4, C4, C4, E4, C4, G4, C4, C4. A double bar line is placed after the first six notes. Fingerings are indicated by numbers 0-12 above the notes.

Natural
Minor 0 1 0 23 0 0 0 1 0 23 0 13 0 0

C Bb C Ab C G C F C Eb C D C C

Detailed description: A musical staff in treble clef with a key signature of two flats (Bb, Eb). The notes are C4, Bb4, C5, Ab4, C5, G4, C5, F4, C5, Eb4, C5, D4, C4, C4. Fingerings are indicated by numbers 0-23 above the notes.

0 13 0 23 0 1 0 0 0 23 0 1 0 0

C D C Eb C F C G C Ab C Bb C C

Detailed description: A musical staff in treble clef with a key signature of two flats (Bb, Eb). The notes are C4, D4, C4, Eb4, C4, F4, C4, G4, C4, Ab4, C4, Bb4, C4, C4. Fingerings are indicated by numbers 0-23 above the notes.

0 0 0 23 0 0 0 23 0 0 0 0

C G C Eb C C C Eb C G C C

Detailed description: A musical staff in treble clef with a key signature of two flats (Bb, Eb). The notes are C4, G4, C4, Eb4, C4, C4, C4, Eb4, C4, G4, C4, C4. A double bar line is placed after the first six notes. Fingerings are indicated by numbers 0-23 above the notes.

The Brass School www.jcheisler.com
 Lesson Five: Oblique Descending & Ascending

Harmonic
Minor

0 2 0 23 0 0 0 1 0 23 0 13 0 0

C B C Ab C G C F C Eb C D C C

0 13 0 23 0 1 0 0 0 23 0 2 0 0

C D C Eb C F C G C Ab C B C C

2 0 2 23 2 0 0 23 0 0 0 2

B G B Eb B C C Eb C G C B

Melodic
Minor

0 1 0 23 0 0 0 1 0 23 0 13 0 0

C Bb C Ab C G C F C Eb C D C C

0 13 0 23 0 1 0 0 0 12 0 2 0 0

C D C Eb C F C G C A C B C C


12 0 12 23 12 0 0 23 0 0 0 12

A G A Eb A C C Eb C G C A

The Brass School www.jcheisler.com
 Lesson Five: Oblique Descending & Ascending


Chromatic

0 2 0 1 0 12 0 23 0 0 0 2 0 1 0 12 0 23 0 13 0 123 0 0




C B C B \flat C A C A \flat C G C G \flat C F C E C E \flat C D C D \flat C C

0 123 0 13 0 23 0 12 0 1 0 2 0 0 0 23 0 12 0 1 0 2 0 0



C C \sharp C D C D \sharp C E C F C F \sharp C G C G \sharp C A C A \sharp C B C C


0 12 0 2 0 23 0 0 0 23 0 2 0 12 0 0



C B $\flat\flat$ C G \flat C E \flat C C C E \flat C G \flat C B $\flat\flat$ C C


Whole Tone

0 1 0 23 0 2 0 12 0 13 0 0




C A \sharp C G \sharp C F \sharp C E C D C C

0 13 0 12 0 2 0 23 0 1 0 0



C D C E C F \sharp C G \sharp C A \sharp C C

0 23 0 12 0 0 0 12 0 23 0 0



C G \sharp C E C C C E C G \sharp C C

Trumpet Diatonics

Lesson Six

Contrary Motion: Descending & Ascending

The Brass School www.jcheisler.com

JC Heisler

Major 0 1 12 12 2 13 0 0

G F A E B D C C

Detailed description: A musical staff in treble clef with a key signature of one sharp (F#). The notes are G4, F4, A4, E4, B4, D5, C5, and C5. Fingerings are indicated above the notes: 0, 1, 12, 12, 2, 13, 0, 0.

0 12 1 2 12 0 13 1 0 0

G A F B E C D D C C

Detailed description: A musical staff in treble clef with a key signature of one sharp (F#). The notes are G4, A4, F4, B4, E4, C4, D4, D4, C4, and C4. Fingerings are indicated above the notes: 0, 12, 1, 2, 12, 0, 13, 1, 0, 0.

0 12 0 0 12 0 0 0

G E C C E G C C

Detailed description: A musical staff in treble clef with a key signature of one sharp (F#). The notes are G4, E4, C4, C4, E4, G4, C4, and C4. A repeat sign is placed between the C4 and E4 notes. Fingerings are indicated above the notes: 0, 12, 0, 0, 12, 0, 0, 0.

Natural
Minor 0 1 23 23 1 13 0 0

G F Ab Eb Bb D C C

Detailed description: A musical staff in treble clef with a key signature of two flats (Bb, Eb). The notes are G4, F4, Ab4, Eb4, Bb4, D5, C5, and C5. Fingerings are indicated above the notes: 0, 1, 23, 23, 1, 13, 0, 0.

0 23 1 1 23 0 13 1 0 0

G Ab F Bb Eb C D D C C

Detailed description: A musical staff in treble clef with a key signature of two flats (Bb, Eb). The notes are G4, Ab4, F4, Bb4, Eb4, C4, D4, D4, C4, and C4. Fingerings are indicated above the notes: 0, 23, 1, 1, 23, 0, 13, 1, 0, 0.

0 23 0 0 23 0 0 0

G Eb C C Eb G C C

Detailed description: A musical staff in treble clef with a key signature of two flats (Bb, Eb). The notes are G4, Eb4, C4, C4, Eb4, G4, C4, and C4. A repeat sign is placed between the C4 and Eb4 notes. Fingerings are indicated above the notes: 0, 23, 0, 0, 23, 0, 0, 0.

The Brass School www.jcheisler.com
 Lesson Six: Contrary Descending & Ascending

Harmonic

Minor 0 1 23 23 2 13 0 0

G F Ab Eb B D C C

0 23 1 2 23 0 13 1 0 0

G Ab F B Eb C D D C C

0 23 2 0 23 0 0 2

G Eb B C Eb G C B

Melodic
Minor

0 1 12 23 2 13 0 0

G F A Eb B D C C

0 12 1 2 23 0 13 1 0 0

G A F B Eb C D D C C

0 23 12 0 23 0 0 12

G Eb A C Eb G C A

The Brass School www.jcheisler.com
 Lesson Six: Contrary Descending & Ascending

Chromatic

0 2 23 1 12 12 1 23 2 13 0 123 12 0 0

G F# Ab F A E Bb Eb B D C Db Db C C

0 23 2 12 1 1 12 2 23 0 13 12 123 0 0

G Ab F# A F Bb E B Eb C D Db Db C C

2 12 23 0 0 2 23 12 0 0

Gb Bbb Eb C C Gb Eb Bbb C C

Whole Tone

2 12 23 13 1 0 0

F# E G# D A# C C

2 23 12 1 13 0 0

F# G# E A# D C C

23 12 0 0 12 23 0 0

G# E C C E G# C C

Trumpet Diatonics

Lesson 7

Direct Motion in Thirds

The Brass School www.jcheisler.com

JC Heisler

Major 0 12 2 0 12 1 0 12 1 13 12 0 13 2 0

C A B G A F G E F D E C D B C

0 12 13 1 12 0 1 12 0 2 12 0 2 1 0

C E D F E G F A G B A C B D C

0 12 0 0 12 13 0 0 0 12 0 0 0 0

C E G C E G C C G E C G E C

Natural
Minor 0 23 1 0 23 1 0 23 1 13 23 0 13 1 0

C Ab Bb G Ab F G Eb F D Eb C D Bb C

0 23 13 1 23 0 1 23 0 1 23 0 1 1 0

C Eb D F Eb G F Ab G Bb Ab C Bb D C

0 23 0 0 23 13 0 0 0 23 0 0 2 0

C Eb G C Eb G C C G Eb C G Eb C

The Brass School www.jcheisler.com
 Lesson Seven: Direct Motion in Thirds

Harmonic

Minor 0 23 2 0 23 1 0 23 1 13 23 0 13 2 0

C Ab B G Ab F G Eb F D Eb C D B C

0 23 13 1 23 0 1 23 0 2 23 0 2 1 0

C Eb D F Eb G F Ab G B Ab C B D C

2 23 0 2 23 13 0 2 0 23 2 0 2 0

B Eb G B Eb G C B G Eb B G Eb C

Melodic

Minor 0 23 1 0 23 1 0 23 1 13 23 0 13 2 0

C Ab Bb G Ab F G Eb F D Eb C D B C

0 23 13 1 23 0 1 23 0 2 12 0 2 1 0

C Eb D F Eb G F Ab G B A C B D C

12 23 0 12 23 13 0 12 0 23 12 0 2 0

A Eb G A Eb G C A G Eb A G Eb C

The Brass School www.jcheisler.com
 Lesson Seven: Direct Motion in Thirds

Chromatic Whole Steps

0 1 2 12 1 23 12 0 23 2 0 1

C A# B A Bb G# A G Ab F# G F

2 12 1 23 12 13 23 123 13 0 123 2 0

Gb E F D# E D Eb C# D C Db B C

0 13 123 23 13 12 23 1 12 2 1 0

C D C# Eb D E D# F E Gb F G

2 23 0 12 23 1 12 2 1 0 2 12 0

F# Ab G A G# Bb A B A# C B Db C

0 2 12 23 2 0 23 12 0

C F# A Eb F# C Eb A C

0 2 23 12 2 0 12 2 0

C F# Eb A F# C A Eb C

The Brass School www.jcheisler.com
 Lesson Seven: Direct Motion in Thirds

Chromatic Minor Thirds

0 12 2 23 1 0 12 2 23 1 0 12

C A Cb Ab Bb G A F# Ab F G E

2 23 1 13 12 123 23 0 13 2 123 1 0

Gb Eb F D E C# Eb C D B Db Bb C

0 23 123 12 13 1 23 2 12 0 1 23

C Eb C# E D F Eb Gb E G F Ab

2 12 0 1 23 2 12 0 1 12 2 1 0

F# A G Bb Ab Cb A C Bb Db B D C

The Brass School www.jcheisler.com
 Lesson Seven: Direct Motion in Thirds

Chromatic Major Thirds

0 23 2 0 1 2 12 1 23 12 0 23

C Ab B G Bb Gb A F G# E G Eb

2 13 1 123 12 0 23 2 13 1 123 12 0

F# D F Db E C D# B D Bb C# A C

0 12 123 1 13 2 23 0 12 23 1 12

C E Db F D F# Eb G E G# F A

2 1 0 2 23 0 12 12 1 1 2 2 0

F# A# G B Ab C A C# Bb D B D# C

The Brass School www.jcheisler.com
 Lesson Seven: Direct Motion in Thirds

Whole Tone Minor Thirds

0 12 1 0 23 1 2 23 12 123 13 2 0

C A Bb G Ab F Gb Eb E C# D B C

0 23 13 1 12 0 2 12 23 2 1 12 0

C Eb D F E G F# A G# B Bb Db C

0 12 23 0 12 23 0

C E G# C E G# C

0 23 12 0 23 0 0

C G# E C G# E C

The Brass School www.jcheisler.com
 Lesson Seven: Direct Motion in Thirds

Whole Tone Major Thirds

0 23 1 2 23 12 2 13 12 0 13 1 0

C Ab A# F# G# E F# D E C D Bb C

0 12 13 2 12 23 2 1 23 0 1 1 0

C E D F# E G# F# A# Ab C Bb D C

0 12 23 0 12 23 0

C E G# C E G# C

0 23 12 0 23 0 0

C G# E C G# E C

Trumpet Diatonics





Lesson 8

Oblique Motion in Thirds


The Brass School www.jcheisler.com

JC Heisler

Major





*Natural
Minor*



The Brass School www.jcheisler.com
Lesson Eight: Oblique Motion in Thirds

*Melodic
Minor*





Chromatic Half Steps



The Brass School www.jcheisler.com
Lesson Eight: Oblique Motion in Thirds


Chromatic Major Thirds



Whole Tone Half Steps



The Brass School www.jcheisler.com
Lesson Eight: Oblique Motion in Thirds



Whole Tone Whole Steps




Whole Tone Minor Thirds



Whole Tone Major Thirds



The Brass School www.jcheisler.com
Lesson Eight: Oblique Motion in Thirds



Trumpet Diatonics


Lesson 9

Contrary Motion in Thirds


The Brass School www.jcheisler.com

JC Heisler


Major



*Natural
Minor*



*Harmonic
Minor*



The Brass School www.jcheisler.com
Lesson Nine: Contrary Motion in Thirds




Chromatic Whole Steps




The Brass School www.jcheisler.com
Lesson Nine: Contrary Motion in Thirds



Whole Tone Half Steps




Whole Tone Whole Steps




The Brass School www.jcheisler.com
Lesson Nine: Contrary Motion in Thirds



Whole Tone Minor Thirds



Whole Tone Major Thirds



Trumpet Diatonics

Lesson 10

Direct Motion Diatonic Triads


The Brass School www.jcheisler.com

JC Heisler

Major





*Natural
Minor*





The Brass School www.jcheisler.com
Lesson Ten: Direct Motion Diatonic Triads

Chromatic Major Triads



The Brass School www.jcheisler.com
Lesson Ten: Direct Motion Diatonic Triads

Chromatic Minor Triads






The Brass School www.jcheisler.com
Lesson Ten: Direct Motion Diatonic Triads

Chromatic Augmented Triads



The Brass School www.jcheisler.com
Lesson Ten: Direct Motion Diatonic Triads

Chromatic Diminished Triads



The Brass School www.jcheisler.com
Lesson Ten: Direct Motion Diatonic Triads

Whole Tone Major Triads




The Brass School www.jcheisler.com
Lesson Ten: Direct Motion Diatonic Triads

Whole Tone Minor Triads






The Brass School www.jcheisler.com
Lesson Ten: Direct Motion Diatonic Triads

Whole Tone Augmented Triads



The Brass School www.jcheisler.com
Lesson Ten: Direct Motion Diatonic Triads

Whole Tone Diminished Triads



Trumpet Diatonics




Lesson 11

Direct Motion in Fourths


The Brass School www.jcheisler.com

JC Heisler

Major




*Natural
Minor*





The Brass School www.jcheisler.com
Lesson Eleven: Direct Motion in Fourths

Chromatic Fourths



The Brass School www.jcheisler.com
Lesson Eleven: Direct Motion in Fourths

Whole Tone



Trumpet Diatonics




Lesson 12

Oblique Motion in Fourths

The Brass School www.jcheisler.com

JC Heisler



Major







*Natural
Minor*



The Brass School www.jcheisler.com
Lesson Twelve: Oblique Motion in Fourths







*Harmonic
Minor*



The Brass School www.jcheisler.com
Lesson Twelve: Oblique Motion in Fourths


*Melodic
Minor*




Chromatic Fourths



The Brass School www.jcheisler.com
Lesson Twelve: Oblique Motion in Fourths




Whole Tone Fourths



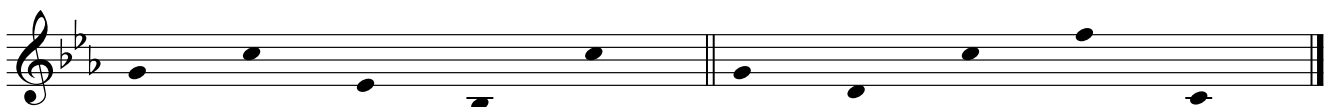
Trumpet Diatonics
Lesson 13
Contrary Motion in Fourths
The Brass School www.jcheisler.com

JC Heisler

Major



*Natural
Minor*




*Harmonic
Minor*



The Brass School www.jcheisler.com
Lesson Fourteen: Direct Motion in Tritones

*Harmonic
Minor*





*Melodic
Minor*




The Brass School www.jcheisler.com
Lesson Fourteen: Direct Motion in Tritones

Chromatic Tritones



The Brass School www.jcheisler.com
Lesson Fourteen: Direct Motion in Tritones

Whole Tone Tritones



Trumpet Diatonics



Lesson 15

Oblique Motion in Tritones


The Brass School www.jcheisler.com

JC Heisler



Major





*Natural
Minor*



The Brass School www.jcheisler.com
Lesson Fifteen: Oblique Motion in Tritones






*Harmonic
Minor*




The Brass School www.jcheisler.com
Lesson Fifteen: Oblique Motion in Tritones



*Melodic
Minor*



Chromatic Tritones



The Brass School www.jcheisler.com
Lesson Fifteen: Oblique Motion in Tritones



Whole Tone Tritones



Trumpet Diatonics




Lesson 16

Contrary Motion in Tritones

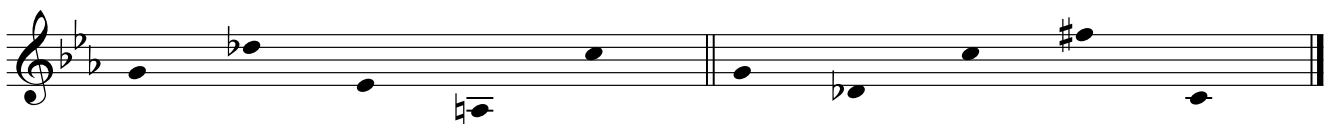

The Brass School www.jcheisler.com

JC Heisler


Major




*Natural
Minor*






*Harmonic
Minor*




The Brass School www.jcheisler.com
Lesson Sixteen: Contrary Motion in Tritones



*Melodic
Minor*




Chromatic Tritones



The Brass School www.jcheisler.com
Lesson Sixteen: Contrary Motion in Tritones



Whole Tone Tritones



Trumpet Diatonics



Lesson 17

Direct Motion in Fifths



The Brass School www.jcheisler.com

JC Heisler

Major





*Natural
Minor*





The Brass School www.jcheisler.com
Lesson Seventeen: Direct Motion in Fifths

Chromatic Fifths



The Brass School www.jcheisler.com
Lesson Seventeen: Direct Motion in Fifths

Whole Tone Fifths



Trumpet Diatonics





Lesson 18

Oblique Motion in Fifths


The Brass School www.jcheisler.com

JC Heisler

Major




Natural Minor



The Brass School www.jcheisler.com
Lesson Eighteen: Oblique Motion in Fifths



Whole Tone Fifths



Trumpet Diatonics

Lesson 19

Contrary Motion in Fifths

The Brass School www.jcheisler.com

JC Heisler

Major

Major diatonic scale in contrary motion in fifths. The first staff shows the ascending scale (C4 to C5). The second staff shows the descending scale (C5 to C4). The third staff shows the ascending scale (C4 to C5) with a repeat sign at the end.

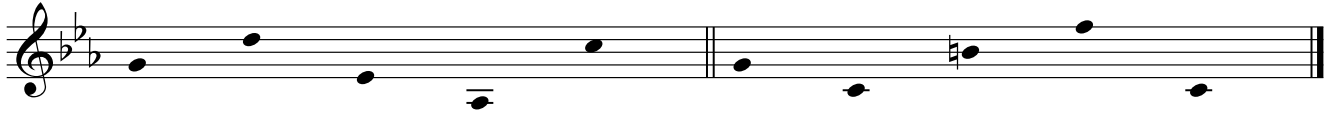

*Natural
Minor*

Natural minor diatonic scale in contrary motion in fifths. The first staff shows the ascending scale (C4 to C5). The second staff shows the descending scale (C5 to C4). The third staff shows the ascending scale (C4 to C5) with a repeat sign at the end.

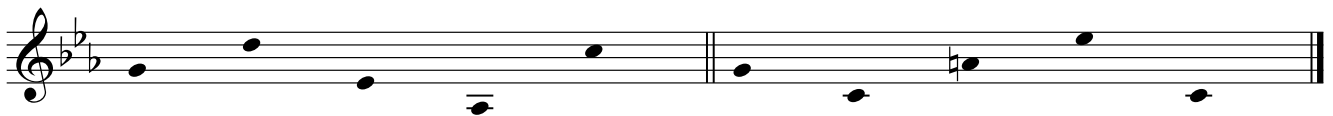

*Harmonic
Minor*

Harmonic minor diatonic scale in contrary motion in fifths. The first staff shows the ascending scale (C4 to C5). The second staff shows the descending scale (C5 to C4). The third staff shows the ascending scale (C4 to C5) with a repeat sign at the end.


The Brass School www.jcheisler.com
Lesson Nineteen: Contrary Motion in Fifths



*Melodic
Minor*



Chromatic Fifths



Trumpet Diatonics




Lesson 20

Direct Motion in Sixths



The Brass School www.jcheisler.com

JC Heisler

Major







*Natural
Minor*





The Brass School www.jcheisler.com
Lesson Twenty: Direct Motion in Sixths


Chromatic Minor Sixths




Chromatic Major Sixths




Whole Tone Minor Sixths



Whole Tone Major Sixths



The Brass School www.jcheisler.com
Lesson Twenty: Direct Motion in Sixths



Trumpet Diatonics





Lesson 21

Oblique Motion in Sixths

The Brass School www.jcheisler.com

JC Heisler




Major








Natural Minor





The Brass School www.jcheisler.com
Lesson Twenty One: Oblique Motion in Sixths






Harmonic Minor



The Brass School www.jcheisler.com
Lesson Twenty One: Oblique Motion in Sixths





Chromatic Major Sixths





The Brass School www.jcheisler.com
Lesson Twenty One: Oblique Motion in Sixths



Whole Tone Minor Sixths



Whole Tone Major Sixths



Trumpet Diatonics

Lesson 22

Contrary Motion in Sixths

The Brass School www.jcheisler.com

JC Heisler

Major

Major mode musical notation showing ascending and descending lines with contrary motion in sixths.



*Natural
Minor*

Natural Minor mode musical notation showing ascending and descending lines with contrary motion in sixths.

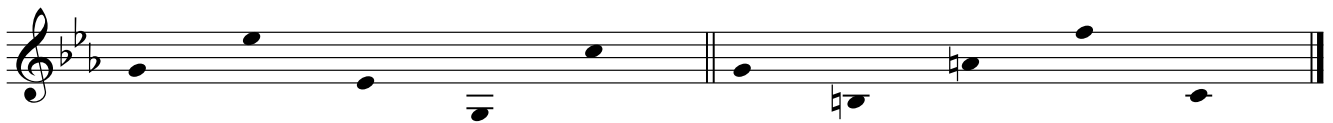


*Harmonic
Minor*

Harmonic Minor mode musical notation showing ascending and descending lines with contrary motion in sixths.


The Brass School www.jcheisler.com
Lesson Twenty Two: Contrary Motion in Sixths




*Melodic
Minor*



Chromatic Minor Sixths



The Brass School www.jcheisler.com
Lesson Twenty Two: Contrary Motion in Sixths





Chromatic Major Sixths





The Brass School www.jcheisler.com
Lesson Twenty Two: Contrary Motion in Sixths



Whole Tone Minor Sixths



Whole Tone Major Sixths



Trumpet Diatonics




Lesson 23

Direct Motion in Sevenths



The Brass School www.jcheisler.com

JC Heisler

Major






*Natural
Minor*





The Brass School www.jcheisler.com
Lesson Twenty Three: Direct Motion in Sevenths

*Harmonic
Minor*




*Melodic
Minor*





The Brass School www.jcheisler.com
Lesson Twenty Three: Direct Motion in Sevenths

Chromatic Minor Sevenths







The Brass School www.jcheisler.com
Lesson Twenty Three: Direct Motion in Sevenths

Chromatic Major Sevenths





The Brass School www.jcheisler.com
Lesson Twenty Three: Direct Motion in Sevenths



Whole Tone Minor Sevenths



Whole Tone Major Sevenths



The Brass School www.jcheisler.com
Lesson Twenty Three: Direct Motion in Sevenths



Trumpet Diatonics





Lesson 24

Oblique Motion in Sevenths



The Brass School www.jcheisler.com

JC Heisler

Major




Natural Minor





The Brass School www.jcheisler.com
Lesson Twenty Four: Oblique Motion in Sevenths






The Brass School www.jcheisler.com
Lesson Twenty Four: Oblique Motion in Sevenths



Whole Tone Minor Sevenths



Whole Tone Major Sevenths



Trumpet Diatonics

Lesson 25

Contrary Motion in Sevenths

The Brass School www.jcheisler.com

JC Heisler

Major

Major mode exercise showing contrary motion in sevenths. The exercise is presented in three staves, illustrating the relationship between the upper and lower voices.



*Natural
Minor*

Natural Minor mode exercise showing contrary motion in sevenths. The exercise is presented in three staves, illustrating the relationship between the upper and lower voices.




*Harmonic
Minor*

Harmonic Minor mode exercise showing contrary motion in sevenths. The exercise is presented in one staff, illustrating the relationship between the upper and lower voices.


The Brass School www.jcheisler.com
Lesson Twenty Five: Contrary Motion in Sevenths





*Melodic
Minor*



Chromatic Minor Sevenths




The Brass School www.jcheisler.com
Lesson Twenty Five: Contrary Motion in Sevenths






Chromatic Major Sevenths





The Brass School www.jcheisler.com
Lesson Twenty Five: Contrary Motion in Sevenths



Whole Tone Minor Sevenths



Whole Tone Major Sevenths



Trumpet Diatonics




Lesson 26

Direct Motion in Octaves




The Brass School www.jcheisler.com

JC Heisler

Major





*Natural
Minor*






The Brass School www.jcheisler.com
Lesson Twenty Six: Direct Motion in Octaves

*Harmonic
Minor*






*Melodic
Minor*






The Brass School www.jcheisler.com
Lesson Twenty Six: Direct Motion in Octaves

Chromatic Octaves



The Brass School www.jcheisler.com
Lesson Twenty Six: Direct Motion in Octaves






Whole Tone Octaves





Trumpet Diatonics
Lesson 27
Oblique Motion in Octaves
The Brass School www.jcheisler.com

JC Heisler


Major



Natural Minor



The Brass School www.jcheisler.com
Lesson Twenty Seven: Oblique Motion in Octaves



The Brass School www.jcheisler.com
Lesson Twenty Seven: Oblique Motion in Octaves

Melodic Minor

The Melodic Minor exercise is presented in six staves of music, all in the key of B-flat major (two flats). The first staff shows the melodic minor scale ascending: B-flat, C, D, E-flat, F, G, A, B-flat. The second staff shows the scale descending: B-flat, A, G, F, E-flat, D, C, B-flat. The third staff shows the scale ascending with a dotted rhythm: B-flat, C, D, E-flat, F, G, A, B-flat. The fourth staff shows the scale descending with a dotted rhythm: B-flat, A, G, F, E-flat, D, C, B-flat. The fifth staff shows the scale ascending with a dotted rhythm and a repeat sign at the end. The sixth staff shows the scale descending with a dotted rhythm and a repeat sign at the end.



Chromatic Octaves

The Chromatic Octaves exercise is presented in three staves of music. The first staff shows a chromatic scale ascending: B-flat, B, C, C-sharp, D, D-flat, E, E-flat, F, F-sharp, G, G-flat, A, A-flat, B-flat. The second staff shows a chromatic scale descending: B-flat, B, C, C-sharp, D, D-flat, E, E-flat, F, F-sharp, G, G-flat, A, A-flat, B-flat. The third staff shows a chromatic scale ascending: B-flat, B, C, C-sharp, D, D-flat, E, E-flat, F, F-sharp, G, G-flat, A, A-flat, B-flat.

The Brass School www.jcheisler.com
Lesson Twenty Seven: Oblique Motion in Octaves



Whole Tone Octaves



Trumpet Diatonics

Lesson 28

Contrary Motion in Octaves

The Brass School www.jcheisler.com


JC Heisler

Major



*Natural
Minor*

*Harmonic
Minor*



The Brass School www.jcheisler.com
Lesson Twenty Eight: Contrary Motion in Octaves






*Melodic
Minor*






Chromatic Octaves




The Brass School www.jcheisler.com
Lesson Twenty Eight: Contrary Motion in Octaves



Whole Tone Octaves



TRUMPET DIATONICS



JC HEISLER