

TRUMPET DIATONICS

a poetic training in Music Literacy

Book of Motions: Abridged



JC HEISLER

Book of Motions: Abridged
Trumpet Diatonics ©

By JC Heisler

Copyright © 2020 by John-Curtis J. Heisler

All rights reserved. No part of this publication may be reproduced, distributed, or transmitted in any form or by any means, including photocopying, recording, or other electronic or mechanical methods, without the prior written permission of the publisher, except in the case of brief quotations embodied in critical reviews and certain other noncommercial uses permitted by copyright law. For permission requests, write to the publisher, addressed “Attention: Permissions Coordinator,” at the address below.

www.trumpetdiatonics/contact.com

Table of Contents

<u>Book of Motions Abridged Chapter One</u>	<u>2-50</u>
C Major	3-4
C# Major	5-6
Db Major	7-8
D Major	9-10
Eb Major	11-12
E Major	13-14
F Major	15-16
F# Major High and Low	17-20
Gb Major High and Low	21-24
G Major High and Low	25-28
Ab Major High and Low	29-32
A Major High and Low	33-36
Bb Major High and Low	37-40
B Major High and Low	41-44
Cb Major High and Low	45-48
C Major High	49-50
<u>Book of Motions Abridged Chapter Two</u>	<u>52-90</u>
C Minor	53-54
C# Minor	55-56
D Minor	57-58
Eb Minor	59-60
E Minor	61-62

F Minor	63-64
F# Minor High and Low	65-68
G Minor High and Low	69-72
Ab Minor High and Low	73-76
A Minor High and Low	77-80
Bb Minor High and Low	81-84
B Minor High and Low	85-88
C Minor High	89-90

Book of Motions: Abridged
Trumpet Diatonics ©

Chapter One

By JC Heisler

During Rests:

- Inhale for a natural, free release.
- Remove and replace mouthpiece, in coordination with aperture formation, at the release of the air.

Vary meter, tempo, articulation, and dynamics.

Solfège everything.

Trumpet Diatonics Motions in C Major

JC Heisler

Part I. Direct Motion

①

②

③

④


Part II. Oblique Motion

⑤



⑥

⑦

⑧



Part III. Contrary Motion



During Rests:

- Inhale for a natural, free release.
- Remove and replace mouthpiece, in coordination with aperture formation, at the release of the air.

Vary meter, tempo, articulation, and dynamics.

Solfège everything.

Trumpet Diatonics

Motions in C# Major

JC Heisler

Part I. Direct Motion

①

②

③

④


Part II. Oblique Motion

⑤



⑥

⑦

⑧



Part III. Contrary Motion



During Rests:

- Inhale for a natural, free release.
- Remove and replace mouthpiece, in coordination with aperture formation, at the release of the air.

Vary meter, tempo, articulation, and dynamics.

Solfège everything.

Trumpet Diatonics

Motions in Db Major

JC Heisler

Part I. Direct Motion

①

②

③

④

Part II. Oblique Motion

⑤

⑥

⑦

⑧

⑨

⑩

Part III. Contrary Motion

⑪

⑫

⑬

⑭

⑮

⑯

⑰

⑱

During Rests:

- Inhale for a natural, free release.
- Remove and replace mouthpiece, in coordination with aperture formation, at the release of the air.

Vary meter, tempo, articulation, and dynamics.

Solfège everything.

Trumpet Diatonics Motions in D Major

JC Heisler

Part I. Direct Motion

①

②

③

④


Part II. Oblique Motion

⑤

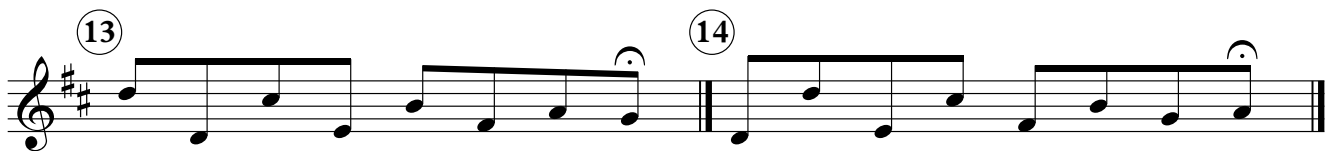

⑥

⑦

⑧



Part III. Contrary Motion



During Rests:

- Inhale for a natural, free release.
- Remove and replace mouthpiece, in coordination with aperture formation, at the release of the air.

Vary meter, tempo, articulation, and dynamics.

Solfège everything.

Trumpet Diatonics

Motions in Eb Major

JC Heisler

Part I. Direct Motion

①

②

③

④

④

⑤

Part II. Oblique Motion

⑤

⑥

⑥

⑦

⑦

⑧


⑧

⑨

⑨




⑩




Part III. Contrary Motion

⑪



⑫



⑬



⑭



⑮



⑯



During Rests:

- Inhale for a natural, free release.
- Remove and replace mouthpiece, in coordination with aperture formation, at the release of the air.

Vary meter, tempo, articulation and dynamics.

Solfège everything.

Trumpet Diatonics Motions in E Major

JC Heisler

Part I. Direct Motion

①

②

③

④


Part II. Oblique Motion

⑤




⑥

⑦

⑧



Part III. Contrary Motion



During Rests:

- Inhale for a natural, free release.
- Remove and replace mouthpiece, in coordination with aperture formation, at the release of the air.


Vary meter, tempo, articulation, and dynamics.

Solfège everything.



Trumpet Diatonics Motions in F Major


JC Heisler

Part I. Direct Motion





Part II. Oblique Motion





Part III. Contrary Motion



During Rests:

- Inhale for a natural, free release.
- Remove and replace mouthpiece, in coordination with aperture formation, at the release of the air.

Vary meter, tempo, articulation, and dynamics.

Solfège everything.

Trumpet Diatonics

Motions in F# Major

JC Heisler

Part I. Direct Motion

①

②

③

④

④

⑤

Part II. Oblique Motion

⑤

⑥

⑥

⑦

⑦




⑧

⑧

⑨



Part III. Contrary Motion



During Rests:

- Inhale for a natural, free release.
- Remove and replace mouthpiece, in coordination with aperture formation, at the release of the air.

Vary meter, tempo, articulation, and dynamics.

Solfège everything.

Trumpet Diatonics

Motions in F# Major

JC Heisler

Part I. Direct Motion

①

②

③

④

④

⑤

Part II. Oblique Motion

⑤

⑥

⑥

⑦

⑦


⑧

⑧


⑨





Part III. Contrary Motion



12



14



During Rests:

- Inhale for a natural, free release.
- Remove and replace mouthpiece, in coordination with aperture formation, at the release of the air.

Vary meter, tempo, articulation, and dynamics.

Solfège everything.

Trumpet Diatonics

Motions in Gb Major

JC Heisler

Part I. Direct Motion

①

②

③

④

④

⑤

Part II. Oblique Motion

⑤

⑥

⑥

⑦

⑦

⑧

⑧

⑨

⑨




⑩




Part III. Contrary Motion


⑪



⑬




⑮



⑯



⑰



⑱



During Rests:

- Inhale for a natural, free release.
- Remove and replace mouthpiece, in coordination with aperture formation, at the release of the air.

Vary meter, tempo, articulation, and dynamics.

Solfège everything.

Trumpet Diatonics

Motions in Gb Major

JC Heisler

Part I. Direct Motion

①

②

③

④

Part II. Oblique Motion

⑤

⑥

⑦

⑧

9




10



Part III. Contrary Motion

11



12



13



14



15



16



17



18



During Rests:

- Inhale for a natural, free release.
- Remove and replace mouthpiece, in coordination with aperture formation, at the release of the air.

Vary meter, tempo, articulation, and dynamics.

Solfège everything.

Trumpet Diatonics Motions in G Major

JC Heisler

Part I. Direct Motion

①

②

③

④


Part II. Oblique Motion

⑤





⑥

⑦

⑧



Part III. Contrary Motion



During Rests:

- Inhale for a natural, free release.
- Remove and replace mouthpiece, in coordination with aperture formation, at the release of the air.

Vary meter, tempo, articulation, and dynamics.

Solfège everything.

Trumpet Diatonics Motions in G Major

JC Heisler

Part I. Direct Motion

①

②

③

④

Part II. Oblique Motion

⑤

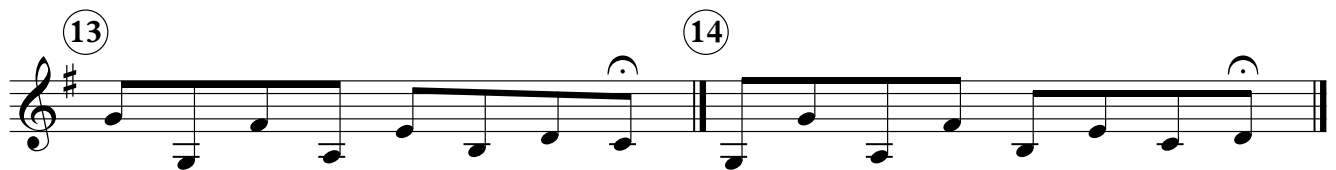
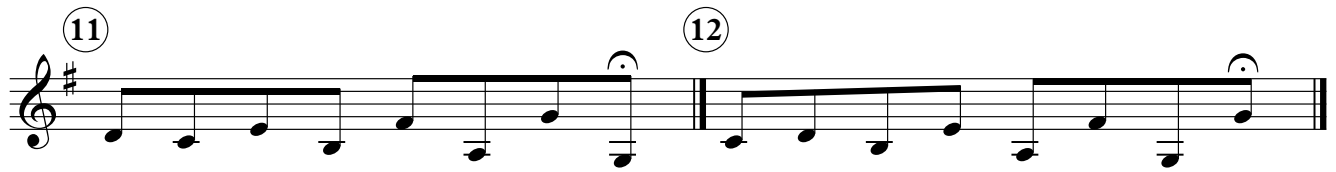
⑥

⑦

⑧



Part III. Contrary Motion



During Rests:

- Inhale for a natural, free release.
- Remove and replace mouthpiece, in coordination with aperture formation, at the release of the air.

Vary meter, tempo, articulation, and dynamics.

Solfège everything.

Trumpet Diatonics

Motions in Ab Major

JC Heisler

Part I. Direct Motion

①

②

③

④

Part II. Oblique Motion

⑤




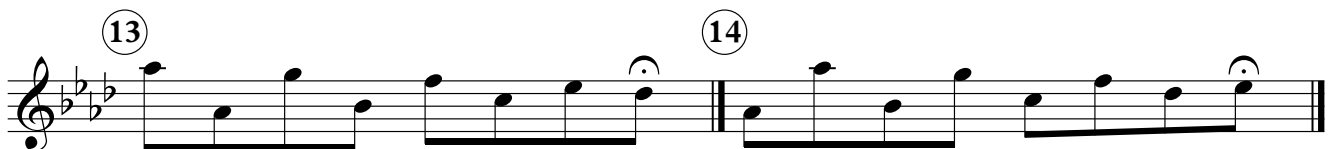
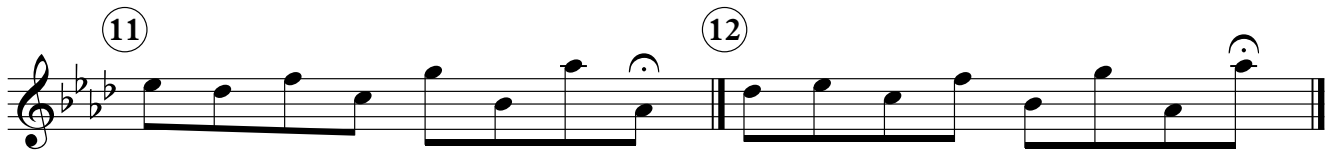
⑥

⑦

⑧



Part III. Contrary Motion



During Rests:

- Inhale for a natural, free release.
- Remove and replace mouthpiece, in coordination with aperture formation, at the release of the air.

Vary meter, tempo, articulation, and dynamics.

Solfège everything.

Trumpet Diatonics

Motions in Ab Major

JC Heisler

Part I. Direct Motion

①

②

③

④


Part II. Oblique Motion

⑤



⑥

⑦

⑧



Part III. Contrary Motion



During Rests:

- Inhale for a natural, free release.
- Remove and replace mouthpiece, in coordination with aperture formation, at the release of the air.

Vary meter, tempo, articulation, and dynamics.

Solfège everything.

Trumpet Diatonics Motions in A Major

JC Heisler

Part I. Direct Motion

①

②

③

④

④

Part II. Oblique Motion

⑤

⑥

⑦

⑧

⑨

A single musical staff with a treble clef and a key signature of three sharps (F#, C#, G#). It begins with a quarter rest followed by a quarter note, then a series of eighth and quarter notes.

⑩

A single musical staff with a treble clef and a key signature of three sharps (F#, C#, G#). It begins with a quarter note, then a series of eighth and quarter notes.

Part III. Contrary Motion

⑪ ⑫

A single musical staff with a treble clef and a key signature of three sharps (F#, C#, G#), containing two measures of music. Measure 11 starts with a quarter note, and measure 12 continues the pattern with eighth and quarter notes.

⑬ ⑭

A single musical staff with a treble clef and a key signature of three sharps (F#, C#, G#), containing two measures of music. Measure 13 starts with a quarter note, and measure 14 continues the pattern with eighth and quarter notes.

⑮

A single musical staff with a treble clef and a key signature of three sharps (F#, C#, G#), containing one measure of music. It starts with a quarter note and continues with eighth and quarter notes.

⑯

A single musical staff with a treble clef and a key signature of three sharps (F#, C#, G#), containing one measure of music. It starts with a quarter note and continues with eighth and quarter notes.

⑰

A single musical staff with a treble clef and a key signature of three sharps (F#, C#, G#), containing one measure of music. It starts with a quarter note and continues with eighth and quarter notes.

⑱

A single musical staff with a treble clef and a key signature of three sharps (F#, C#, G#), containing one measure of music. It starts with a quarter note and continues with eighth and quarter notes.

During Rests:

- Inhale for a natural, free release.
- Remove and replace mouthpiece, in coordination with aperture formation, at the release of the air.

Vary meter, tempo, articulation, and dynamics.

Solfège everything.

Trumpet Diatonics Motions in A Major

JC Heisler

Part I. Direct Motion

①

②

③

④

Part II. Oblique Motion

⑤

⑥


⑦

⑧

9




10




Part III. Contrary Motion

11 12



13 14




15



16



17



18



During Rests:

- Inhale for a natural, free release.
- Remove and replace mouthpiece, in coordination with aperture formation, at the release of the air.

Vary meter, tempo, articulation, and dynamics.

Solfège everything.

Trumpet Diatonics

Motions in Bb Major

JC Heisler

Part I. Direct Motion

①

②

③

④

Part II. Oblique Motion


⑤

⑥


⑦

⑧

⑨




⑩




Part III. Contrary Motion


⑪




⑬



⑮




⑯



⑰



⑱



During Rests:

- Inhale for a natural, free release.
- Remove and replace mouthpiece, in coordination with aperture formation, at the release of the air.

Vary meter, tempo, articulation, and dynamics.

Solfège everything.

Trumpet Diatonics Motions in Bb Major

JC Heisler

Part I. Direct Motion

①

②

③

④

Part II. Oblique Motion

⑤




⑥

⑦

⑧



Part III. Contrary Motion



During Rests:

- Inhale for a natural, free release.
- Remove and replace mouthpiece, in coordination with aperture formation, at the release of the air.

Vary meter, tempo, articulation, and dynamics.

Solfège everything.

Trumpet Diatonics Motions in B Major

JC Heisler

Part I. Direct Motion

①

②

③

④

Part II. Oblique Motion

⑤


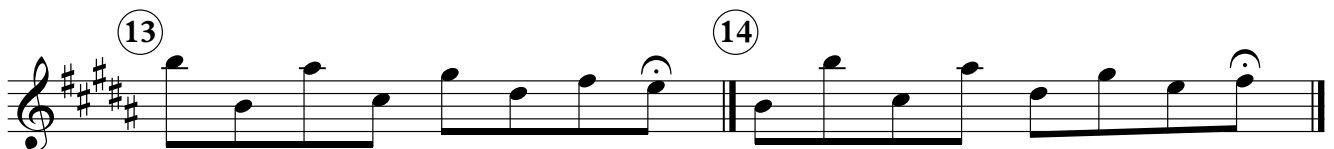

⑥

⑦

⑧



Part III. Contrary Motion



During Rests:

- Inhale for a natural, free release.
- Remove and replace mouthpiece, in coordination with aperture formation, at the release of the air.

Vary meter, tempo, articulation, and dynamics.

Solfège everything.

Trumpet Diatonics Motions in B Major

JC Heisler

Part I. Direct Motion

①

②

③

④

Part II. Oblique Motion

⑤



⑥

⑦

⑧



Part III. Contrary Motion



During Rests:

- Inhale for a natural, free release.
- Remove and replace mouthpiece, in coordination with aperture formation, at the release of the air.

Vary meter, tempo, articulation, and dynamics.

Solfège everything.

Trumpet Diatonics

Motions in Cb Major

JC Heisler

Part I. Direct Motion

①

②

③

④

Part II. Oblique Motion

⑤


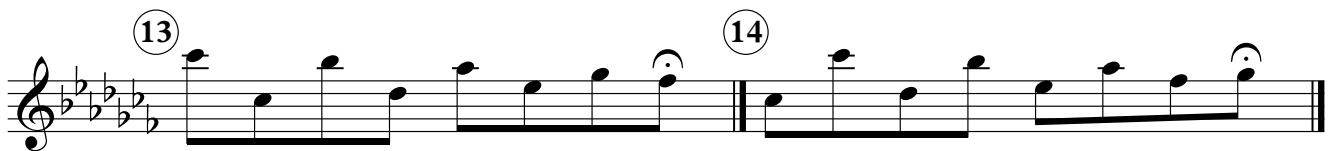

⑥

⑦

⑧



Part III. Contrary Motion



During Rests:

- Inhale for a natural, free release.
- Remove and replace mouthpiece, in coordination with aperture formation, at the release of the air.

Vary meter, tempo, articulation, and dynamics.


Solfège everything.

Trumpet Diatonics

Motions in Cb Major

JC Heisler

Part I. Direct Motion

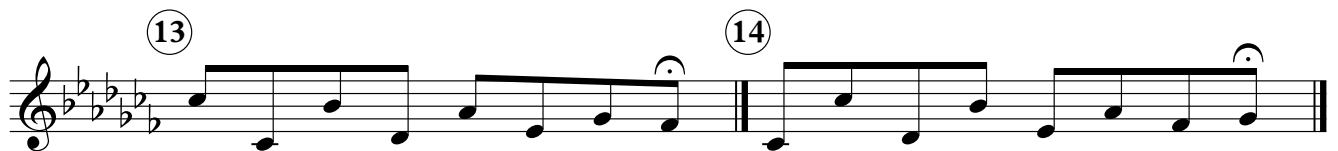



Part II. Oblique Motion





Part III. Contrary Motion



During Rests:

- Inhale for a natural, free release.
- Remove and replace mouthpiece, in coordination with aperture formation, at the release of the air.


Vary meter, tempo, articulation, and dynamics.

Solfège everything.



Trumpet Diatonics Motions in C Major


JC Heisler

Part I. Direct Motion



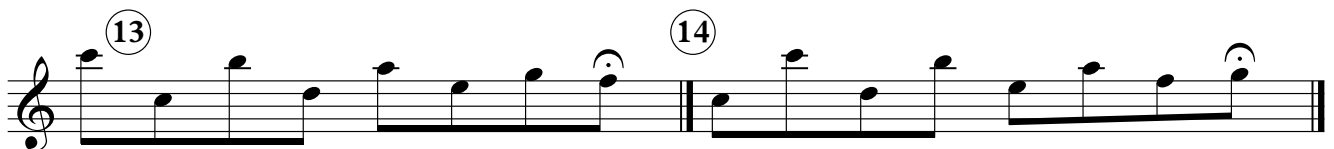



Part II. Oblique Motion





Part III. Contrary Motion



Book of Motions: Abridged
Trumpet Diatonics ©

Chapter Two

By JC Heisler

During Rests:

- Inhale for a natural, free release.
- Remove and replace mouthpiece, in coordination with aperture formation, at the release of the air.

Vary meter, tempo, articulation, and dynamics.

Solfège everything.

Trumpet Diatonics

Motions in C Minor

JC Heisler

Part I. Direct Motion

①

②

③

④

Part II. Oblique Motion

⑤

⑥

⑦

⑧

9

10

Part III. Contrary Motion

11 12

13 14

15

16

17

18

During Rests:

- Inhale for a natural, free release.
- Remove and replace mouthpiece, in coordination with aperture formation, at the release of the air.

Vary meter, tempo, articulation, and dynamics.

Solfège everything.

Trumpet Diatonics Motions in C# Minor

JC Heisler

Part I. Direct Motion

①

②

③

④

④

⑤

Part II. Oblique Motion

⑤

⑥

⑥

⑦

⑦




⑧

⑧

⑨



Part III. Contrary Motion



During Rests:

- Inhale for a natural, free release.
- Remove and replace mouthpiece, in coordination with aperture formation, at the release of the air.

Vary meter, tempo, articulation, and dynamics.

Solfège everything.

Trumpet Diatonics Motions in D Minor

JC Heisler

Part I. Direct Motion

①

②

③

④


Part II. Oblique Motion

⑤



⑥

⑦

⑧



Part III. Contrary Motion



During Rests:
- Inhale for a natural, free release.
- Remove and replace mouthpiece,
in coordination with aperture
formation, at the release of the air.

*Vary meter, tempo, articulation,
and dynamics.*

Solfège everything.

Trumpet Diatonics Motions in Eb Minor

JC Heisler

Part I. Direct Motion

①

②

③

④

Part II. Oblique Motion

⑤

⑥


⑦

⑧

⑨




⑩




Part III. Contrary Motion

⑪




⑬




⑮




⑯



⑰



⑱



During Rests:

- Inhale for a natural, free release.
- Remove and replace mouthpiece, in coordination with aperture formation, at the release of the air.

Vary meter, tempo, articulation, and dynamics.

Solfège everything.

Trumpet Diatonics Motions in E Minor

JC Heisler

Part I. Direct Motion

①

②

③

④

④

⑤

Part II. Oblique Motion

⑤

⑥

⑥


⑦

⑦




⑧

⑧

⑨



Part III. Contrary Motion



During Rests:

- Inhale for a natural, free release.
- Remove and replace mouthpiece, in coordination with aperture formation, at the release of the air.

Vary meter, tempo, articulation, and dynamics.

Solfège everything.

Trumpet Diatonics Motions in F Minor

JC Heisler

Part I. Direct Motion

①

②

③

④

Part II. Oblique Motion

⑤

⑥


⑦

⑧

⑨




⑩




Part III. Contrary Motion


⑪



⑬




⑮



⑯



⑰



⑱



During Rests:

- Inhale for a natural, free release.
- Remove and replace mouthpiece, in coordination with aperture formation, at the release of the air.

Vary meter, tempo, articulation, and dynamics.

Solfège everything.

Trumpet Diatonics

Motions in F# Minor

JC Heisler

Part I. Direct Motion

①

②

③

④

④

⑤

Part II. Oblique Motion

⑤

⑥

⑥


⑦

⑦




⑧

⑧

⑨



Part III. Contrary Motion



During Rests:

- Inhale for a natural, free release.
- Remove and replace mouthpiece, in coordination with aperture formation, at the release of the air.

Vary meter, tempo, articulation, and dynamics.

Solfège everything.

Trumpet Diatonics

Motions in F# Minor

JC Heisler

Part I. Direct Motion

①

②

③

④

Part II. Oblique Motion

⑤

⑥

⑦

⑧

9

10

Part III. Contrary Motion

11 12

13 14

15

16

17

18

During Rests:

- Inhale for a natural, free release.
- Remove and replace mouthpiece, in coordination with aperture formation, at the release of the air.

Vary meter, tempo, articulation, and dynamics.

Solfège everything.

Trumpet Diatonics Motions in G Minor

JC Heisler

Part I. Direct Motion

①

②

③

④


Part II. Oblique Motion

⑤




⑥

⑦

⑧



Part III. Contrary Motion



During Rests:

- Inhale for a natural, free release.
- Remove and replace mouthpiece, in coordination with aperture formation, at the release of the air.

Vary meter, tempo, articulation, and dynamics.

Solfège everything.

Trumpet Diatonics Motions in G Minor

JC Heisler

Part I. Direct Motion

①

②

③

④

Part II. Oblique Motion

⑤

⑥

⑦

⑧

⑨




⑩




Part III. Contrary Motion

⑪



⑬



⑮



⑯



⑰



⑱



During Rests:

- Inhale for a natural, free release.
- Remove and replace mouthpiece, in coordination with aperture formation, at the release of the air.

Vary meter, tempo, articulation, and dynamics.

Solfège everything.

Trumpet Diatonics

Motions in Ab Minor

JC Heisler

Part I. Direct Motion

①

②

③

④

Part II. Oblique Motion

⑤



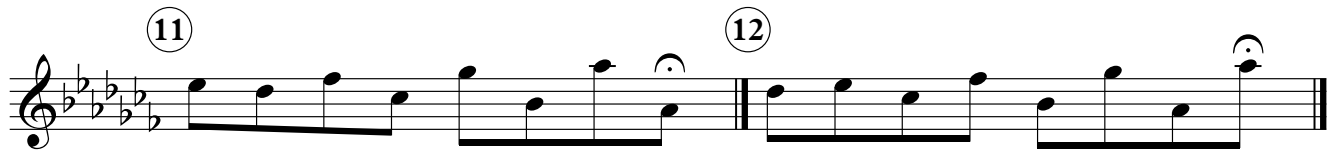
⑥

⑦

⑧



Part III. Contrary Motion



During Rests:

- Inhale for a natural, free release.
- Remove and replace mouthpiece, in coordination with aperture formation, at the release of the air.

Vary meter, tempo, articulation, and dynamics.

Solfège everything.

Trumpet Diatonics

Motions in Ab Minor

JC Heisler

Part I. Direct Motion

①

②

③

④

Part II. Oblique Motion

⑤

⑥

⑦

⑧

9




10




Part III. Contrary Motion

11 12



13 14




15



16



17



18



During Rests:

- Inhale for a natural, free release.
- Remove and replace mouthpiece, in coordination with aperture formation, at the release of the air.


Vary meter, tempo, articulation, and dynamics.

Solfège everything.



Trumpet Diatonics Motions in A Minor



JC Heisler

Part I. Direct Motion






Part II. Oblique Motion





Part III. Contrary Motion



During Rests:

- Inhale for a natural, free release.
- Remove and replace mouthpiece, in coordination with aperture formation, at the release of the air.

Vary meter, tempo, articulation, and dynamics.

Solfège everything.

Trumpet Diatonics Motions in A Minor

JC Heisler

Part I. Direct Motion

①

②

③

④



Part II. Oblique Motion

⑤



⑥

⑦

⑧



Part III. Contrary Motion



During Rests:

- Inhale for a natural, free release.
- Remove and replace mouthpiece, in coordination with aperture formation, at the release of the air.

Vary meter, tempo, articulation, and dynamics.

Solfège everything.

Trumpet Diatonics

Motions in Bb Minor

JC Heisler

Part I. Direct Motion

①

②

③

④

Part II. Oblique Motion

⑤




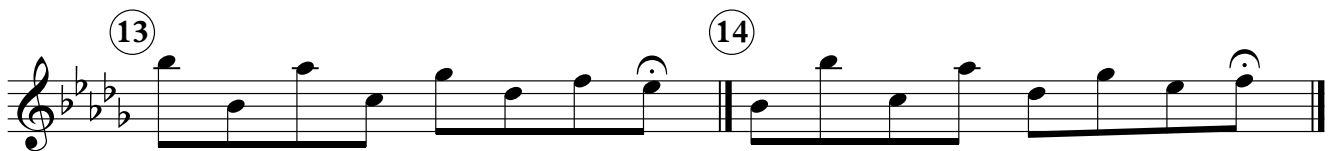

⑥

⑦

⑧



Part III. Contrary Motion



During Rests:

- Inhale for a natural, free release.
- Remove and replace mouthpiece, in coordination with aperture formation, at the release of the air.

Vary meter, tempo, articulation, and dynamics.

Solfège everything.

Trumpet Diatonics

Motions in Bb Minor

JC Heisler

Part I. Direct Motion

①

②

③

④

Part II. Oblique Motion

⑤

⑥

⑦

⑧

9



10



Part III. Contrary Motion

11



12



13



14



15



16



17



18



During Rests:

- Inhale for a natural, free release.
- Remove and replace mouthpiece, in coordination with aperture formation, at the release of the air.

Vary meter, tempo, articulation, and dynamics.

Solfège everything.

Trumpet Diatonics Motions in B Minor

JC Heisler

Part I. Direct Motion

①

②

③

④



Part II. Oblique Motion

⑤




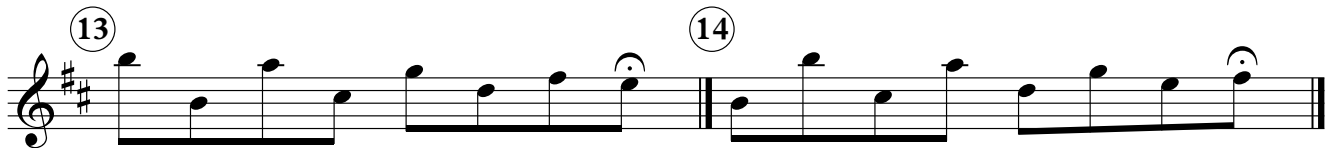

⑥

⑦

⑧



Part III. Contrary Motion



During Rests:

- Inhale for a natural, free release.
- Remove and replace mouthpiece, in coordination with aperture formation, at the release of the air.



Vary meter, tempo, articulation, and dynamics.

Solfège everything.


Trumpet Diatonics Motions in B Minor


JC Heisler

Part I. Direct Motion






Part II. Oblique Motion





Part III. Contrary Motion



During Rests:

- Inhale for a natural, free release.
- Remove and replace mouthpiece, in coordination with aperture formation, at the release of the air.

Vary meter, tempo, articulation, and dynamics.

Solfège everything.

Trumpet Diatonics Motions in C Minor

JC Heisler

Part I. Direct Motion

①

②

③

④

Part II. Oblique Motion

⑤



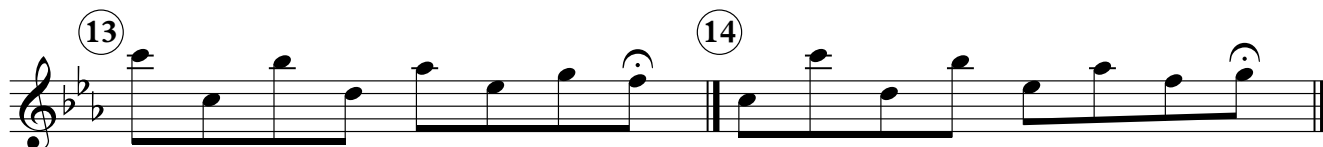

⑥

⑦


⑧



Part III. Contrary Motion



TRUMPET DIATONICS



JC HEISLER