

# TRUMPET DIATONICS

*a poetic training in Music Literacy*

## Book of Minor



JC HEISLER



**Book of Minor**  
Trumpet Diatonics ©

By JC Heisler

Copyright © 2020 by John-Curtis J. Heisler

All rights reserved. No part of this publication may be reproduced, distributed, or transmitted in any form or by any means, including photocopying, recording, or other electronic or mechanical methods, without the prior written permission of the publisher, except in the case of brief quotations embodied in critical reviews and certain other noncommercial uses permitted by copyright law. For permission requests, write to the publisher, addressed “Attention: Permissions Coordinator,” at the address below.

[www.trumpetdiatonics/contact.com](http://www.trumpetdiatonics/contact.com)

## Table of Contents

<u>Book of Minor Chapter One</u>	<u>2-80</u>
Pentachords	3-38
Full Scales	39-56
Tetrachords	57-68
Trichords	69-76
Patterns	77-80
<u>Book of Minor Chapter Two</u>	<u>82-138</u>
Triads	83-94
Revolving Triads	95-98
Minor In Thirds	99-106
Full Chords	107-108
First Inversion	109-116
Second Inversion	117-124
Arpeggios	125-126
Triad Reflections	127-138
<u>Book of Minor Chapter Three</u>	<u>140-154</u>
Pentatonic Scales	141-142
Minor 6 Chords	143-144
Minor 6 Diminished Scales	145-146
Minor Seventh Chords	147-154

<u>Book of Minor Chapter Four</u>	<u>156-188</u>
Full Minor Scale Pattern 1	157-164
Full Minor Scale Pattern 2	165-172
Full Minor Scale Pattern 3	173-180
Full Minor Scale Pattern 4	181-188



**Book of Minor**  
Trumpet Diatonics ©

*Chapter One*

By JC Heisler





Play as written and/or:

Odds, Evens

1:4:7:10:13

1:5:9:13

1:8:3:10:5:12:7:2:9:4:11:6:1

1:6:11:4:9:2:7:12:5:10:3:8:1

# Trumpet Diatonics Minor Pentachords

JC Heisler

The image displays 14 numbered musical exercises for trumpet, arranged in two columns and seven rows. Each exercise is written on a single staff in treble clef. Exercises 1 through 13 are in 4/4 time, while exercise 14 is in 3/4 time. Each exercise consists of a diatonic minor pentachord (a five-note scale) followed by a whole rest. The pentachords are: 1. B-flat, C, D, E-flat, F (B-flat minor); 2. C, D, E, F, G (C minor); 3. D, E, F, G, A (D minor); 4. E, F, G, A, B (E minor); 5. F, G, A, B, C (F minor); 6. G, A, B, C, D (G minor); 7. A, B, C, D, E (A minor); 8. B, C, D, E, F (B minor); 9. C, D, E, F, G (C minor); 10. D, E, F, G, A (D minor); 11. E, F, G, A, B (E minor); 12. F, G, A, B, C (F minor); 13. G, A, B, C, D (G minor); 14. A, B, C, D, E (A minor). Each exercise is marked with a circled number above the staff. The notes are beamed together in eighth notes, and a slur is placed under the entire pentachord.

15 16



17 18




19 20



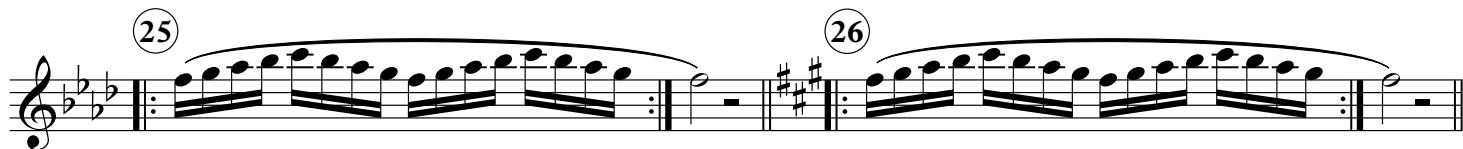
21 22



23 24



25 26



27



Play as written and/or:

Odds, Evens

1:4:7:10:13

1:5:9:13

1:8:3:10:5:12:7:2:9:4:11:6:1

1:6:11:4:9:2:7:12:5:10:3:8:1

# Trumpet Diatonics

## Minor Pentachords

### Down Up

JC Heisler

The image displays 14 numbered musical exercises for trumpet, arranged in two columns and seven rows. Each exercise is written on a single staff in treble clef. Exercises 1 through 14 are numbered in circles above the staff. Exercises 1, 2, 3, 4, 5, 6, 7, 8, 9, 10, 11, 12, 13, and 14 are all in 4/4 time. Exercises 1 and 2 are in G major (one sharp). Exercises 3 and 4 are in F major (one flat). Exercises 5 and 6 are in E-flat major (three flats). Exercises 7 and 8 are in D major (two sharps). Exercises 9 and 10 are in C major (no sharps or flats). Exercises 11 and 12 are in B-flat major (two flats). Exercises 13 and 14 are in A-flat major (three flats). Each exercise consists of a diatonic minor pentachord (e.g., G-A-B-C-D for G major) played in a 'Down Up' sequence. The notes are beamed together, and each exercise is followed by a whole rest. The exercises are grouped into seven pairs, with each pair sharing a common key signature.

15 16




17 18




19 20




21 22



23 24



25 26



27



*Play as written and/or:*

*Odds, Evens*

*1:4:7:10:13*

*1:5:9:13*

*1:8:3:10:5:12:7:2:9:4:11:6:1*

*1:6:11:4:9:2:7:12:5:10:3:8:1*

# Trumpet Diatonics

## Minor Pentachords

### Suspended

JC Heisler


The image displays 14 numbered musical exercises for trumpet, arranged in two columns and seven rows. Each exercise is written on a single staff in treble clef with a 4/4 time signature. The exercises are as follows:

- Exercise 1:** Key of B-flat major. Ascending eighth-note scale: B-flat, C, D, E-flat, F, G, A, B-flat. Repeated twice.
- Exercise 2:** Key of D major. Ascending eighth-note scale: D, E, F-sharp, G, A, B, C-sharp, D. Repeated twice.
- Exercise 3:** Key of E-flat major. Ascending eighth-note scale: E-flat, F, G, A, B-flat, C, D, E-flat. Repeated twice.
- Exercise 4:** Key of A major. Ascending eighth-note scale: A, B, C, D, E, F-sharp, G, A. Repeated twice.
- Exercise 5:** Key of B-flat major. Ascending eighth-note scale: B-flat, C, D, E-flat, F, G, A, B-flat. Repeated twice.
- Exercise 6:** Key of B-flat major. Descending eighth-note scale: B-flat, A, G, F, E-flat, D, C, B-flat. Repeated twice.
- Exercise 7:** Key of D major. Ascending eighth-note scale: D, E, F-sharp, G, A, B, C-sharp, D. Repeated twice.
- Exercise 8:** Key of B-flat major. Descending eighth-note scale: B-flat, A, G, F, E-flat, D, C, B-flat. Repeated twice.
- Exercise 9:** Key of D major. Ascending eighth-note scale: D, E, F-sharp, G, A, B, C-sharp, D. Repeated twice.
- Exercise 10:** Key of B-flat major. Descending eighth-note scale: B-flat, A, G, F, E-flat, D, C, B-flat. Repeated twice.
- Exercise 11:** Key of B-flat major. Ascending eighth-note scale: B-flat, C, D, E-flat, F, G, A, B-flat. Repeated twice.
- Exercise 12:** Key of B-flat major. Descending eighth-note scale: B-flat, A, G, F, E-flat, D, C, B-flat. Repeated twice.
- Exercise 13:** Key of B-flat major. Ascending eighth-note scale: B-flat, C, D, E-flat, F, G, A, B-flat. Repeated twice.
- Exercise 14:** Key of D major. Ascending eighth-note scale: D, E, F-sharp, G, A, B, C-sharp, D. Repeated twice.

15 16



17 18



19 20




21 22



23 24



25 26



27



# Trumpet Diatonics

## Natural Minor Pentachords Down

## Suspended

Play as written and/or:

Odds, Evens

1:4:7:10:13

1:5:9:13

1:8:3:10:5:12:7:2:9:4:11:6:1

1:6:11:4:9:2:7:12:5:10:3:8:1

JC Heisler

①

②

③

④

⑤

⑥

⑦

⑧

⑨

⑩

⑪

⑫

⑬


⑭



15 16



17 18



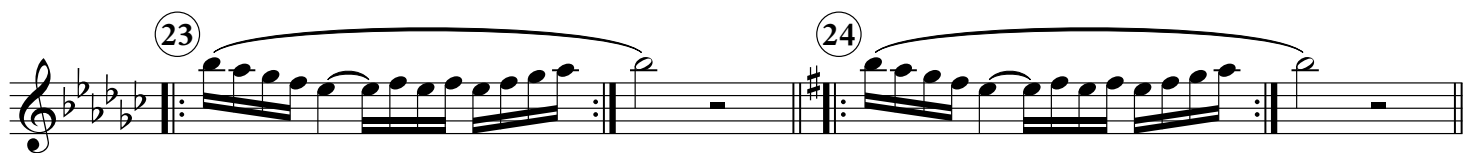
19 20




21 22



23 24



25 26



27



# Trumpet Diatonics

## Minor Pentachords

### Articulation

Play as written and/or:

Odds, Evens

1:4:7:10:13

1:5:9:13

1:8:3:10:5:12:7:2:9:4:11:6:1

1:6:11:4:9:2:7:12:5:10:3:8:1

JC Heisler

The image displays 14 numbered musical exercises for trumpet diatonics, specifically focusing on minor pentachords. Each exercise is presented on a single staff in treble clef, 4/4 time. The exercises are arranged in pairs, with the first exercise of each pair in a key signature of one flat (B-flat major/D minor) and the second in a key signature of two flats (B-flat major/C minor). The exercises are as follows:

- Exercise 1: B-flat major/D minor, ascending and descending eighth-note patterns.
- Exercise 2: B major/D minor, ascending and descending eighth-note patterns.
- Exercise 3: B-flat major/C minor, ascending and descending eighth-note patterns.
- Exercise 4: B major/C minor, ascending and descending eighth-note patterns.
- Exercise 5: B-flat major/B minor, ascending and descending eighth-note patterns.
- Exercise 6: B major/B minor, ascending and descending eighth-note patterns.
- Exercise 7: B major/D minor, ascending and descending eighth-note patterns.
- Exercise 8: B-flat major/C minor, ascending and descending eighth-note patterns.
- Exercise 9: B major/D minor, ascending and descending eighth-note patterns.
- Exercise 10: B-flat major/C minor, ascending and descending eighth-note patterns.
- Exercise 11: B-flat major/C minor, ascending and descending eighth-note patterns.
- Exercise 12: B-flat major/B minor, ascending and descending eighth-note patterns.
- Exercise 13: B-flat major/D minor, ascending and descending eighth-note patterns.
- Exercise 14: B major/D minor, ascending and descending eighth-note patterns.

15 16



17 18



19 20




21 22



23 24



25 26



27



# Trumpet Diatonics

## Minor Pentachords

### Articulation Down Up

Play as written and/or:

Odds, Evens

1:4:7:10:13

1:5:9:13

1:8:3:10:5:12:7:2:9:4:11:6:1

1:6:11:4:9:2:7:12:5:10:3:8:1

JC Heisler

① ②

③ ④

⑤ ⑥

⑦ ⑧

⑨ ⑩

⑪ ⑫

⑬ ⑭

15 16



17 18




19 20




21 22




23 24



25 26



27



# Trumpet Diatonics

## Natural Minor Pentachords

### Suspended Up

Play as written and/or:

Odds, Evens

1:4:7:10:13

1:5:9:13

1:8:3:10:5:12:7:2:9:4:11:6:1

1:6:11:4:9:2:7:12:5:10:3:8:1


JC Heisler

① ② ③ ④ ⑤ ⑥ ⑦ ⑧ ⑨ ⑩ ⑪ ⑫ ⑬ ⑭

15 16



17 18




19 20




21 22



23 24



25 26



27



# Trumpet Diatonics

## Natural Minor Pentachords Down

## Suspended Down

Play as written and/or:

Odds, Evens

1:4:7:10:13

1:5:9:13

1:8:3:10:5:12:7:2:9:4:11:6:1

1:6:11:4:9:2:7:12:5:10:3:8:1

JC Heisler

①

②

③

④

⑤

⑥

⑦

⑧

⑨

⑩

⑪

⑫

⑬

⑭



15 16



17 18




19 20




21 22



23 24



25 26



27



# Trumpet Diatonics

## Natural Minor Pentachords

### Suspended Up to 7

Play as written and/or:

Odds, Evens

1:4:7:10:13

1:5:9:13

1:8:3:10:5:12:7:2:9:4:11:6:1

1:6:11:4:9:2:7:12:5:10:3:8:1

JC Heisler

①

②

③

④

⑤

⑥

⑦

⑧

⑨

⑩

⑪

⑫

⑬

⑭


15 16




17 18




19 20




21 22




23 24



25 26



27



# Trumpet Diatonics

## Natural Minor Pentachords Down

## Suspended Down to 6

Play as written and/or:

Odds, Evens



1:4:7:10:13



1:5:9:13



1:8:3:10:5:12:7:2:9:4:11:6:1



1:6:11:4:9:2:7:12:5:10:3:8:1

JC Heisler



①  ② 



③  ④ 

⑤  ⑥ 

⑦  ⑧ 

⑨  ⑩ 


⑪  ⑫ 

⑬  ⑭ 

15 16




17 18




19 20



21 22



23 24



25 26



27



# Trumpet Diatonics

## Natural Minor Pentachords

### Reflections

Play as written and/or:

Odds, Evens

1:4:7:10:13

1:5:9:13

1:8:3:10:5:12:7:2:9:4:11:6:1

1:6:11:4:9:2:7:12:5:10:3:8:1

JC Heisler

①

②

③

④

⑤

⑥

⑦

⑧

⑨

⑩

⑪

⑫

⑬

⑭

15 16



17 18




19 20




21 22



23 24



25 26



27



# Trumpet Diatonics

## Natural Minor Pentachords

### Reflections Down Up

*Play as written and/or:*

*Odds, Evens*


*1:4:7:10:13*


*1:5:9:13*


*1:8:3:10:5:12:7:2:9:4:11:6:1*

*1:6:11:4:9:2:7:12:5:10:3:8:1*

JC Heisler

① 

② 


③ 

④ 

⑤ 

⑥ 

⑦ 

⑧ 




15 16




17 18




19 20




21 22



23 24



25 26



27



# Trumpet Diatonics

## Minor 321 Pentachords

Play as written and/or:

Odds, Evens

1:4:7:10:13

1:5:9:13

1:8:3:10:5:12:7:2:9:4:11:6:1

1:6:11:4:9:2:7:12:5:10:3:8:1

JC Heisler

The image displays 14 numbered musical exercises for trumpet, arranged in two columns and seven rows. Each exercise is written on a single staff in treble clef with a 4/4 time signature. Exercises 1 and 2 are in B-flat major. Exercises 3 and 4 are in B-flat minor. Exercises 5 and 6 are in B-flat major. Exercises 7 and 8 are in B major. Exercises 9 and 10 are in B major. Exercises 11 and 12 are in B-flat major. Exercises 13 and 14 are in B-flat major. Each exercise consists of a diatonic scale run (e.g., C4-B4) followed by a 321 pentachord (e.g., B4-A4-G4). The exercises are numbered 1 through 14 in circles above the staves.

15 16



17 18




19 20




21 22



23 24



25 26



27



# Trumpet Diatonics

## Minor 345 Pentachords

Play as written and/or:

Odds, Evens

1:4:7:10:13

1:5:9:13

1:8:3:10:5:12:7:2:9:4:11:6:1

1:6:11:4:9:2:7:12:5:10:3:8:1

JC Heisler

① ②

③ ④

⑤ ⑥

⑦ ⑧

⑨ ⑩


⑪ ⑫

⑬ ⑭

15 16



17 18



19 20




21 22



23 24



25 26



27



# Trumpet Diatonics

## Natural Minor Pentachords

### Contrary Up

Play as written and/or:

Odds, Evens

1:4:7:10:13

1:5:9:13

1:8:3:10:5:12:7:2:9:4:11:6:1

1:6:11:4:9:2:7:12:5:10:3:8:1

JC Heisler


① 


③ 

⑤ 

⑦ 

⑨ 

⑪ 

⑬ 

15 16



17 18



19 20



21 22



23 24



25 26



27



# Trumpet Diatonics

## Natural Minor Pentachords

### Contrary Down

Play as written and/or:

Odds, Evens

1:4:7:10:13

1:5:9:13

1:8:3:10:5:12:7:2:9:4:11:6:1

1:6:11:4:9:2:7:12:5:10:3:8:1

JC Heisler

①  ② 

③  ④ 

⑤  ⑥ 

⑦  ⑧ 

⑨  ⑩ 

⑪  ⑫ 


⑬  ⑭ 



15 16



17 18



19 20



21 22



23 24



25 26



27



# Trumpet Diatonics

## Natural Minor Pentachords

### Oblique Up

Play as written and/or:

Odds, Evens

1:4:7:10:13


1:5:9:13


1:8:3:10:5:12:7:2:9:4:11:6:1

1:6:11:4:9:2:7:12:5:10:3:8:1

JC Heisler

① 


③ 

⑤ 

⑦ 

⑨ 


⑪ 

⑬ 


15 16




17 18




19 20




21 22



23 24



25 26



27



# Trumpet Diatonics

## Natural Minor Pentachords

### Oblique Down

Play as written and/or:

Odds, Evens

1:4:7:10:13



1:5:9:13



1:8:3:10:5:12:7:2:9:4:11:6:1



1:6:11:4:9:2:7:12:5:10:3:8:1



JC Heisler



15  16 

17  18 

19  20 

21  22 

23  24 

25  26 

27 

# Trumpet Diatonics

## Natural Minor Scales

### Up Down

Play as written and/or:

Odds, Evens

1:4:7:10:13

1:5:9:13

1:8:3:10:5:12:7:2:9:4:11:6:1

1:6:11:4:9:2:7:12:5:10:3:8:1

JC Heisler

① ②

③ ④

⑤ ⑥

⑦ ⑧

⑨ ⑩

⑪ ⑫

⑬ ⑭

15 16



17 18



19 20




21 22



23 24



25 26



27



# Trumpet Diatonics

## Natural Minor Scales Down

Play as written and/or:

Odds, Evens


1:4:7:10:13



1:5:9:13



1:8:3:10:5:12:7:2:9:4:11:6:1

1:6:11:4:9:2:7:12:5:10:3:8:1

JC Heisler

①  ② 



③  ④ 

⑤  ⑥ 

⑦  ⑧ 



⑨  ⑩ 



⑪  ⑫ 



⑬  ⑭ 







15  16 

17  18 

19  20 

21  22 

23  24 

25  26 

27 

Play as written and/or:

Odds, Evens

1:4:7:10:13

1:5:9:13



1:8:3:10:5:12:7:2:9:4:11:6:1

1:6:11:4:9:2:7:12:5:10:3:8:1



# Trumpet Diatonics

## Natural Minor Scales

JC Heisler



①  ② 



③  ④ 

⑤  ⑥ 

⑦  ⑧ 

⑨  ⑩ 

⑪  ⑫ 

⑬  ⑭ 

15 16




17 18



19 20




21 22



23 24



25 26



27



# Trumpet Diatonics

## Natural Minor Scales Down Up

Play as written and/or:

Odds, Evens

1:4:7:10:13


1:5:9:13


1:8:3:10:5:12:7:2:9:4:11:6:1

1:6:11:4:9:2:7:12:5:10:3:8:1

JC Heisler

①  Exercise 1: Natural minor scale starting on G4, 4/4 time signature. The scale is written as a descending eighth-note run followed by an ascending eighth-note run, both starting on G4. The key signature has two flats (Bb and Eb).


③  Exercise 3: Natural minor scale starting on Bb4, 4/4 time signature. The scale is written as a descending eighth-note run followed by an ascending eighth-note run, both starting on Bb4. The key signature has three flats (Bb, Eb, and Ab).

⑤  Exercise 5: Natural minor scale starting on D4, 4/4 time signature. The scale is written as a descending eighth-note run followed by an ascending eighth-note run, both starting on D4. The key signature has three flats (Bb, Eb, and Ab).



⑦  Exercise 7: Natural minor scale starting on F4, 4/4 time signature. The scale is written as a descending eighth-note run followed by an ascending eighth-note run, both starting on F4. The key signature has two flats (Bb and Eb).



⑨  Exercise 9: Natural minor scale starting on Ab4, 4/4 time signature. The scale is written as a descending eighth-note run followed by an ascending eighth-note run, both starting on Ab4. The key signature has three flats (Bb, Eb, and Ab).



⑪  Exercise 11: Natural minor scale starting on C5, 4/4 time signature. The scale is written as a descending eighth-note run followed by an ascending eighth-note run, both starting on C5. The key signature has no sharps or flats.



⑬  Exercise 13: Natural minor scale starting on Eb4, 4/4 time signature. The scale is written as a descending eighth-note run followed by an ascending eighth-note run, both starting on Eb4. The key signature has three flats (Bb, Eb, and Ab).



15  16 

17  18 

19  20 

21  22 

23  24 

25  26 

27 

# Trumpet Diatonics

## Natural Minor Scale

### Articulation Up

JC Heisler

Play as written and/or:  
Odds, Evens  
1:4:7:10:13  
1:5:9:13  
1:8:3:10:5:12:7:2:9:4:11:6:1  
1:6:11:4:9:2:7:12:5:10:3:8:1

①

②

③

④


⑤

⑥


⑦

⑧

9



10




11



12



13




14




15



16



17



18



19

Musical staff 19: Treble clef, key signature of one sharp (F#), 2/4 time signature. The staff contains a melodic line with slurs and a repeat sign. The melody consists of eighth notes and quarter notes, starting on G4 and ascending to B4, then descending back to G4. The piece ends with a whole note G4.

20

Musical staff 20: Treble clef, key signature of two flats (Bb, Eb), 2/4 time signature. The staff contains a melodic line with slurs and a repeat sign. The melody consists of eighth notes and quarter notes, starting on G3 and ascending to B3, then descending back to G3. The piece ends with a whole note G3.

21

Musical staff 21: Treble clef, key signature of three sharps (F#, C#, G#), 2/4 time signature. The staff contains a melodic line with slurs and a repeat sign. The melody consists of eighth notes and quarter notes, starting on G4 and ascending to B4, then descending back to G4. The piece ends with a whole note G4.

22

Musical staff 22: Treble clef, key signature of two flats (Bb, Eb), 2/4 time signature. The staff contains a melodic line with slurs and a repeat sign. The melody consists of eighth notes and quarter notes, starting on G3 and ascending to B3, then descending back to G3. The piece ends with a whole note G3.

23

Musical staff 23: Treble clef, key signature of three flats (Bb, Eb, Ab), 2/4 time signature. The staff contains a melodic line with slurs and a repeat sign. The melody consists of eighth notes and quarter notes, starting on G3 and ascending to B3, then descending back to G3. The piece ends with a whole note G3.

24

Musical staff 24: Treble clef, key signature of one sharp (F#), 2/4 time signature. The staff contains a melodic line with slurs and a repeat sign. The melody consists of eighth notes and quarter notes, starting on G4 and ascending to B4, then descending back to G4. The piece ends with a whole note G4.

25

Musical staff 25: Treble clef, key signature of three flats (Bb, Eb, Ab), 2/4 time signature. The staff contains a melodic line with slurs and a repeat sign. The melody consists of eighth notes and quarter notes, starting on G3 and ascending to B3, then descending back to G3. The piece ends with a whole note G3.

26

Musical staff 26: Treble clef, key signature of three sharps (F#, C#, G#), 2/4 time signature. The staff contains a melodic line with slurs and a repeat sign. The melody consists of eighth notes and quarter notes, starting on G4 and ascending to B4, then descending back to G4. The piece ends with a whole note G4.

27

Musical staff 27: Treble clef, key signature of two flats (Bb, Eb), 2/4 time signature. The staff contains a melodic line with slurs and a repeat sign. The melody consists of eighth notes and quarter notes, starting on G3 and ascending to B3, then descending back to G3. The piece ends with a whole note G3.



# Trumpet Diatonics

## Natural Minor Scale

### Articulation Down

JC Heisler

Play as written and/or:  
Odds, Evens  
1:4:7:10:13  
1:5:9:13  
1:8:3:10:5:12:7:2:9:4:11:6:1  
1:6:11:4:9:2:7:12:5:10:3:8:1


①



②



③



④



⑤



⑥



⑦



⑧



9



10



11



12



13



14



15



16



17



18



19

Musical staff 19: Treble clef, key signature of two sharps (F# and C#), 2/4 time signature. The staff contains a sequence of eighth notes with slurs, followed by a repeat sign and a final whole note.

20

Musical staff 20: Treble clef, key signature of two flats (Bb and Eb), 2/4 time signature. The staff contains a sequence of eighth notes with slurs, followed by a repeat sign and a final whole note.

21

Musical staff 21: Treble clef, key signature of three sharps (F#, C#, G#), 2/4 time signature. The staff contains a sequence of eighth notes with slurs, followed by a repeat sign and a final whole note.

22

Musical staff 22: Treble clef, key signature of two flats (Bb and Eb), 2/4 time signature. The staff contains a sequence of eighth notes with slurs, followed by a repeat sign and a final whole note.

23

Musical staff 23: Treble clef, key signature of three flats (Bbb, Ebb, Ab), 2/4 time signature. The staff contains a sequence of eighth notes with slurs, followed by a repeat sign and a final whole note.

24

Musical staff 24: Treble clef, key signature of one sharp (F#), 2/4 time signature. The staff contains a sequence of eighth notes with slurs, followed by a repeat sign and a final whole note.

25

Musical staff 25: Treble clef, key signature of three flats (Bbb, Ebb, Ab), 2/4 time signature. The staff contains a sequence of eighth notes with slurs, followed by a repeat sign and a final whole note.

26

Musical staff 26: Treble clef, key signature of two sharps (F# and C#), 2/4 time signature. The staff contains a sequence of eighth notes with slurs, followed by a repeat sign and a final whole note.

27

Musical staff 27: Treble clef, key signature of two flats (Bb and Eb), 2/4 time signature. The staff contains a sequence of eighth notes with slurs, followed by a repeat sign and a final whole note.

# Trumpet Diatonics

## Natural Minor Scale


### Reflections Up Down

JC Heisler

①



②



③



④




⑤




⑥



⑦




⑧




9



10



11




12



13



14



15



16



17



# Trumpet Diatonics

## Natural Minor Scale

### Reflections Down Up

JC Heisler

①

①

②

②

③

③

④

④

⑤

⑤

⑥

⑥

⑦

⑦

⑧

⑧


9



10




11




12



13



14



15



16



17



# Trumpet Diatonics

## Minor Tetrachords 1234 Up

Play as written and/or:

*Odds, Evens*



1:4:7:10:13

1:5:9:13



1:8:3:10:5:12:7:2:9:4:11:6:1

1:6:11:4:9:2:7:12:5:10:3:8:1

JC Heisler



①  ② 



③  ④ 

⑤  ⑥ 

⑦  ⑧ 

⑨  ⑩ 

⑪  ⑫ 

⑬  ⑭ 



15 16



17 18




19 20




21 22



23 24



25 26



27



# Trumpet Diatonics

## Natural Minor Tetrachords

### 4321 Down

Play as written and/or:

Odds, Evens


1:4:7:10:13

1:5:9:13


1:8:3:10:5:12:7:2:9:4:11:6:1

1:6:11:4:9:2:7:12:5:10:3:8:1

JC Heisler


① 


③ 

⑤ 

⑦ 

⑨ 


⑪ 

⑬ 

15 16



17 18




19 20




21 22



23 24



25 26



27



# Trumpet Diatonics

## Minor Tetrachord 1234

### Up Down

Play as written and/or:

Odds, Evens



1:4:7:10:13



1:5:9:13

1:8:3:10:5:12:7:2:9:4:11:6:1

1:6:11:4:9:2:7:12:5:10:3:8:1

JC Heisler



①  



③  

⑤  

⑦  

⑨  

⑪  

⑬  

15 16




17 18




19 20




21 22



23 24



25 26



27



# Trumpet Diatonics

## Minor Tetrachords 5432

### Down Up

Play as written and/or:

Odds, Evens



1:4:7:10:13

1:5:9:13



1:8:3:10:5:12:7:2:9:4:11:6:1

1:6:11:4:9:2:7:12:5:10:3:8:1

JC Heisler

①  ② 



③  ④ 

⑤  ⑥ 


⑦  ⑧ 

⑨  ⑩ 



⑪  ⑫ 



⑬  ⑭ 



15  16 

17  18 

19  20 

21  22 

23  24 

25  26 

27 

# Trumpet Diatonics

## Natural Minor Tetrachords

### 1212/2323/3434

Play as written and/or:

Odds, Evens

1:4:7:10:13

1:5:9:13

1:8:3:10:5:12:7:2:9:4:11:6:1

1:6:11:4:9:2:7:12:5:10:3:8:1

JC Heisler

①

③

⑤

⑦

⑨

⑪

⑬



15 16



17 18




19 20




21 22



23 24



25 26



27



# Trumpet Diatonics

## Natural Minor Tetrachords

### 1212/3232/3434

Play as written and/or:

Odds, Evens

1:4:7:10:13

1:5:9:13

1:8:3:10:5:12:7:2:9:4:11:6:1

1:6:11:4:9:2:7:12:5:10:3:8:1

JC Heisler

①

③

⑤

⑦

⑨

⑪

⑬

15 16

Exercise 15: Treble clef, B-flat major. Eighth-note patterns: G4-A4-B4-C5, G4-A4-B4-C5, G4-A4-B4-C5, G4-A4-B4-C5. Repeat sign. Exercise 16: Treble clef, B-flat minor. Eighth-note patterns: G4-A4-B4-C5, G4-A4-B4-C5, G4-A4-B4-C5, G4-A4-B4-C5. Repeat sign.

17 18

Exercise 17: Treble clef, B-flat major. Eighth-note patterns: G4-A4-B4-C5, G4-A4-B4-C5, G4-A4-B4-C5, G4-A4-B4-C5. Repeat sign. Exercise 18: Treble clef, B-flat minor. Eighth-note patterns: G4-A4-B4-C5, G4-A4-B4-C5, G4-A4-B4-C5, G4-A4-B4-C5. Repeat sign.

19 20

Exercise 19: Treble clef, D major. Eighth-note patterns: D4-E4-F#4-G4, D4-E4-F#4-G4, D4-E4-F#4-G4, D4-E4-F#4-G4. Repeat sign. Exercise 20: Treble clef, D minor. Eighth-note patterns: D4-E4-F4-G4, D4-E4-F4-G4, D4-E4-F4-G4, D4-E4-F4-G4. Repeat sign.

21 22

Exercise 21: Treble clef, D major. Eighth-note patterns: D4-E4-F#4-G4, D4-E4-F#4-G4, D4-E4-F#4-G4, D4-E4-F#4-G4. Repeat sign. Exercise 22: Treble clef, D minor. Eighth-note patterns: D4-E4-F4-G4, D4-E4-F4-G4, D4-E4-F4-G4, D4-E4-F4-G4. Repeat sign.

23 24

Exercise 23: Treble clef, B-flat major. Eighth-note patterns: G4-A4-B4-C5, G4-A4-B4-C5, G4-A4-B4-C5, G4-A4-B4-C5. Repeat sign. Exercise 24: Treble clef, B-flat minor. Eighth-note patterns: G4-A4-B4-C5, G4-A4-B4-C5, G4-A4-B4-C5, G4-A4-B4-C5. Repeat sign.

25 26

Exercise 25: Treble clef, B-flat major. Eighth-note patterns: G4-A4-B4-C5, G4-A4-B4-C5, G4-A4-B4-C5, G4-A4-B4-C5. Repeat sign. Exercise 26: Treble clef, B-flat minor. Eighth-note patterns: G4-A4-B4-C5, G4-A4-B4-C5, G4-A4-B4-C5, G4-A4-B4-C5. Repeat sign.

27

Exercise 27: Treble clef, B-flat major. Eighth-note patterns: G4-A4-B4-C5, G4-A4-B4-C5, G4-A4-B4-C5, G4-A4-B4-C5. Repeat sign.

# Trumpet Diatonics

## Minor Trichords 1231

Play as written and/or:

Odds, Evens

1:4:7:10:13

1:5:9:13



1:8:3:10:5:12:7:2:9:4:11:6:1

1:6:11:4:9:2:7:12:5:10:3:8:1

JC Heisler



①  ② 



③  ④ 

⑤  ⑥ 


⑦  ⑧ 


⑨  ⑩ 


⑪  ⑫ 


⑬  ⑭ 


15 

17 

19 

21 

23 

25 

27 

# Trumpet Diatonics

## Minor Trichords 1321

Play as written and/or:

Odds, Evens

1:4:7:10:13

1:5:9:13

1:8:3:10:5:12:7:2:9:4:11:6:1

1:6:11:4:9:2:7:12:5:10:3:8:1

JC Heisler


The image displays 14 numbered musical exercises for trumpet diatonics, arranged in two columns and seven rows. Each exercise is written in a single staff in treble clef, 4/4 time. Exercises 1 through 13 are in 4/4 time, while exercise 14 is in 3/4 time. Each exercise consists of a sequence of eighth notes, often grouped with slurs, followed by a whole note rest. The key signatures vary: 1 (B-flat), 2 (C major), 3 (B-flat), 4 (C major), 5 (B-flat), 6 (B-flat), 7 (C major), 8 (B-flat), 9 (C major), 10 (B-flat), 11 (C major), 12 (B-flat), 13 (B-flat), and 14 (C major). The exercises are numbered 1 through 14 in circles above each staff.


15 

17 

19 

21 

23 

25 

27 

# Trumpet Diatonics

## Minor Trichords 3213

Play as written and/or:

*Odds, Evens*

1:4:7:10:13

1:5:9:13

1:8:3:10:5:12:7:2:9:4:11:6:1

1:6:11:4:9:2:7:12:5:10:3:8:1

JC Heisler

① ②

③ ④

⑤ ⑥

⑦ ⑧

⑨ ⑩

⑪ ⑫


⑬ ⑭




15 16



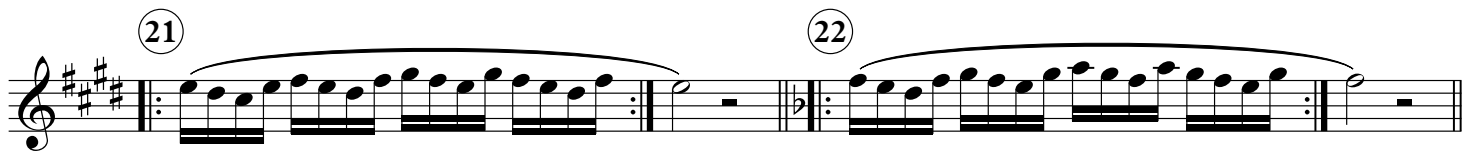
17 18




19 20




21 22



23 24



25 26



27



# Trumpet Diatonics

## Minor Trichords 3123

Play as written and/or:

Odds, Evens

1:4:7:10:13

1:5:9:13

1:8:3:10:5:12:7:2:9:4:11:6:1

1:6:11:4:9:2:7:12:5:10:3:8:1

JC Heisler

The image displays 14 numbered musical exercises for trumpet, arranged in two columns and seven rows. Each exercise is written on a single staff in treble clef with a 4/4 time signature. The exercises are as follows:

- Exercise 1:** Starts in B-flat major (two flats). The first measure contains a sequence of eighth notes: B-flat, A, G, F, E, D, C, B-flat. The second measure contains a whole note B-flat.
- Exercise 2:** Starts in D major (two sharps). The first measure contains a sequence of eighth notes: D, E, F-sharp, G, A, B, C, D. The second measure contains a whole note D.
- Exercise 3:** Starts in E-flat major (three flats). The first measure contains a sequence of eighth notes: E-flat, D, C, B, A, G, F, E-flat. The second measure contains a whole note E-flat.
- Exercise 4:** Starts in F major (one sharp). The first measure contains a sequence of eighth notes: F, G, A, B, C, D, E, F. The second measure contains a whole note F.
- Exercise 5:** Starts in G-flat major (three flats). The first measure contains a sequence of eighth notes: G-flat, F, E, D, C, B, A, G-flat. The second measure contains a whole note G-flat.
- Exercise 6:** Starts in A-flat major (three flats). The first measure contains a sequence of eighth notes: A-flat, G, F, E, D, C, B, A-flat. The second measure contains a whole note A-flat.
- Exercise 7:** Starts in C major (no sharps or flats). The first measure contains a sequence of eighth notes: C, D, E, F, G, A, B, C. The second measure contains a whole note C.
- Exercise 8:** Starts in D-flat major (two flats). The first measure contains a sequence of eighth notes: D-flat, C, B, A, G, F, E, D-flat. The second measure contains a whole note D-flat.
- Exercise 9:** Starts in E major (one sharp). The first measure contains a sequence of eighth notes: E, F, G, A, B, C, D, E. The second measure contains a whole note E.
- Exercise 10:** Starts in F-flat major (three flats). The first measure contains a sequence of eighth notes: F-flat, E, D, C, B, A, G, F-flat. The second measure contains a whole note F-flat.
- Exercise 11:** Starts in G major (one sharp). The first measure contains a sequence of eighth notes: G, A, B, C, D, E, F, G. The second measure contains a whole note G.
- Exercise 12:** Starts in A-flat major (three flats). The first measure contains a sequence of eighth notes: A-flat, G, F, E, D, C, B, A-flat. The second measure contains a whole note A-flat.
- Exercise 13:** Starts in B-flat major (two flats). The first measure contains a sequence of eighth notes: B-flat, A, G, F, E, D, C, B-flat. The second measure contains a whole note B-flat.
- Exercise 14:** Starts in C major (no sharps or flats). The first measure contains a sequence of eighth notes: C, D, E, F, G, A, B, C. The second measure contains a whole note C.

15 16




17 18




19 20




21 22



23 24



25 26



27



# Trumpet Diatonics

## Minor Pattern

Play as written and/or:

Odds, Evens

1:4:7:10:13

1:5:9:13

1:8:3:10:5:12:7:2:9:4:11:6:1

1:6:11:4:9:2:7:12:5:10:3:8:1

JC Heisler

The image displays 14 numbered musical exercises for trumpet diatonics in a minor pattern. Each exercise is written on a single staff in treble clef with a 4/4 time signature. Exercises 1 and 2 are in B-flat major (two flats). Exercises 3 and 4 are in E-flat major (three flats). Exercises 5 and 6 are in A-flat major (four flats). Exercises 7 and 8 are in D major (two sharps). Exercises 9 and 10 are in G major (one sharp). Exercises 11 and 12 are in C major (no sharps or flats). Exercises 13 and 14 are in F major (one flat). Each exercise consists of a melodic line with eighth-note patterns, often beamed in groups of four, followed by a whole note rest. The exercises are arranged in pairs, with the first exercise of each pair in a major key and the second in its relative minor key. The exercises are numbered 1 through 14 in circles above each staff.

15 16



17 18




19 20




21 22



23 24



25 26



27



# Trumpet Diatonics

## Natural Minor Pattern 2

Play as written and/or:

Odds, Evens

1:4:7:10:13

1:5:9:13

1:8:3:10:5:12:7:2:9:4:11:6:1

1:6:11:4:9:2:7:12:5:10:3:8:1


JC Heisler

The musical score consists of 14 numbered exercises, each presented on a single staff in treble clef. Each exercise is a diatonic scale in a natural minor key, starting and ending on a whole note. Exercises 1 through 10 are ascending scales, while exercises 11 through 14 are descending scales. The keys for exercises 1-14 are: 1. B-flat major (B-flat natural minor), 2. D major (D natural minor), 3. E-flat major (E-flat natural minor), 4. F major (F natural minor), 5. G-flat major (G-flat natural minor), 6. A-flat major (A-flat natural minor), 7. C major (C natural minor), 8. D-flat major (D-flat natural minor), 9. E major (E natural minor), 10. F major (F natural minor), 11. G major (G natural minor), 12. A-flat major (A-flat natural minor), 13. B-flat major (B-flat natural minor), 14. C major (C natural minor). Each exercise includes a repeat sign at the beginning and end, and a slur under the scale notes.

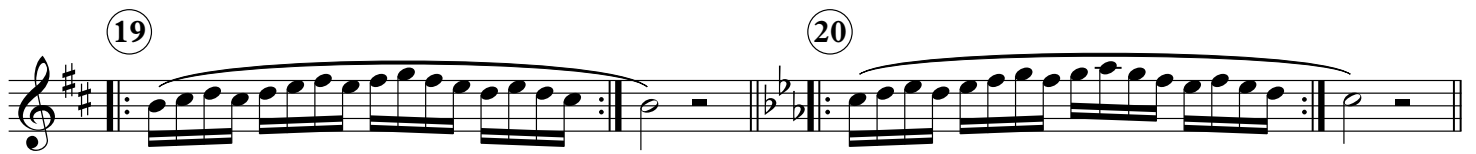
15 16




17 18




19 20




21 22



23 24



25 26



27







**Book of Minor**  
Trumpet Diatonics ©

*Chapter Two*

By JC Heisler

# Trumpet Diatonics

## Minor Triads

Play as written and/or:

Odds, Evens

1:4:7:10:13

1:5:9:13

1:8:3:10:5:12:7:2:9:4:11:6:1

1:6:11:4:9:2:7:12:5:10:3:8:1


JC Heisler

The image displays 14 numbered musical exercises for trumpet, arranged in two columns and seven rows. Each exercise is written on a single staff in treble clef with a 4/4 time signature. Exercises 1 and 2 are in G minor (one flat). Exercises 3 and 4 are in F minor (two flats). Exercises 5 and 6 are in E minor (three flats). Exercises 7 and 8 are in D minor (two flats). Exercises 9 and 10 are in C minor (no sharps or flats). Exercises 11 and 12 are in B minor (two sharps). Exercises 13 and 14 are in A minor (no sharps or flats). Each exercise consists of a sequence of eighth notes, often grouped with a slur, followed by a whole rest. The exercises are numbered 1 through 14 in circles above the staves.


15 16




17 18




19 20




21 22



23 24



25 26



27



# Trumpet Diatonics

## Minor Triads Down Up

Play as written and/or:

Odds, Evens

1:4:7:10:13

1:5:9:13

1:8:3:10:5:12:7:2:9:4:11:6:1

1:6:11:4:9:2:7:12:5:10:3:8:1

JC Heisler

①

②

③

④

⑤

⑥

⑦

⑧

⑨

⑩


⑪


⑫


⑬


⑭


15 


17 

19 

21 

23 

25 

27 

# Trumpet Diatonics

## Minor Triads 313

Play as written and/or:

Odds, Evens

1:4:7:10:13

1:5:9:13

1:8:3:10:5:12:7:2:9:4:11:6:1

1:6:11:4:9:2:7:12:5:10:3:8:1

JC Heisler

The image displays 14 numbered musical exercises for trumpet diatonics, specifically focusing on minor triads. Each exercise is written on a single staff in treble clef. Exercises 1 through 14 are arranged in a grid-like fashion, with two exercises per row. Each exercise consists of a rhythmic pattern of eighth notes, often beamed together, followed by a final note. The exercises are numbered 1 through 14, and each is accompanied by a circled number above it. The key signatures vary across the exercises, including B-flat major, D-flat major, E-flat major, F major, G major, A-flat major, B-flat major, and C major. The exercises are designed to be played as written and/or as odds and evens.

15 16



17 18



19 20



21 22



23 24



25 26



27



# Trumpet Diatonics

## Minor Triads 353

Play as written and/or:

Odds, Evens

1:4:7:10:13

1:5:9:13

1:8:3:10:5:12:7:2:9:4:11:6:1

1:6:11:4:9:2:7:12:5:10:3:8:1

JC Heisler

The image displays 14 numbered musical exercises for trumpet, arranged in two columns and seven rows. Each exercise is written in treble clef and consists of a rhythmic pattern of eighth notes, followed by a whole note. The exercises are numbered 1 through 14. The key signatures and rhythmic patterns vary across the exercises, including major, minor, and augmented triads. Exercise 1 is in G minor (one flat), 2 in D major (two sharps), 3 in B minor (three flats), 4 in F# major (three sharps), 5 in C minor (three flats), 6 in E minor (one flat), 7 in A major (three sharps), 8 in Bb minor (two flats), 9 in D major (two sharps), 10 in Ab minor (two flats), 11 in C minor (three flats), 12 in Eb minor (three flats), 13 in G minor (one flat), and 14 in D major (two sharps). Each exercise is marked with a circled number above the staff.



15 16



17 18




19 20




21 22



23 24



25 26



27



# Trumpet Diatonics

## Minor Triads 1313/1353

Play as written and/or:

Odds, Evens

1:4:7:10:13

1:5:9:13

1:8:3:10:5:12:7:2:9:4:11:6:1

1:6:11:4:9:2:7:12:5:10:3:8:1

JC Heisler

① ②

③ ④

⑤ ⑥

⑦ ⑧

⑨ ⑩

⑪ ⑫

⑬ ⑭

15 16



17 18




19 20




21 22



23 24



25 26



27



# Trumpet Diatonics

## Minor Triads 1313/5353

Play as written and/or:

*Odds, Evens*

1:4:7:10:13

1:5:9:13

1:8:3:10:5:12:7:2:9:4:11:6:1

1:6:11:4:9:2:7:12:5:10:3:8:1

JC Heisler

15 16

Musical notation for measures 15 and 16. Measure 15 is in B-flat major and contains a sixteenth-note scale. Measure 16 is in B-flat major and contains a sixteenth-note scale. Both measures end with a whole note rest.

17 18

Musical notation for measures 17 and 18. Measure 17 is in B-flat major and contains a sixteenth-note scale. Measure 18 is in B-flat major and contains a sixteenth-note scale. Both measures end with a whole note rest.

19 20

Musical notation for measures 19 and 20. Measure 19 is in D major and contains a sixteenth-note scale. Measure 20 is in B-flat major and contains a sixteenth-note scale. Both measures end with a whole note rest.

21 22

Musical notation for measures 21 and 22. Measure 21 is in D major and contains a sixteenth-note scale. Measure 22 is in B-flat major and contains a sixteenth-note scale. Both measures end with a whole note rest.

23 24

Musical notation for measures 23 and 24. Measure 23 is in B-flat major and contains a sixteenth-note scale. Measure 24 is in D major and contains a sixteenth-note scale. Both measures end with a whole note rest.

25 26

Musical notation for measures 25 and 26. Measure 25 is in B-flat major and contains a sixteenth-note scale. Measure 26 is in D major and contains a sixteenth-note scale. Both measures end with a whole note rest.

27

Musical notation for measure 27. Measure 27 is in B-flat major and contains a sixteenth-note scale. The measure ends with a whole note rest.

# Trumpet Diatonics

## Revolving Down

### Minor Triads

Play as written and/or:

Odds, Evens

1:4:7:10:13

1:5:9:13

1:8:3:10:5:12:7:2:9:4:11:6:1

1:6:11:4:9:2:7:12:5:10:3:8:1

JC Heisler

15 16

3 3 3 3 3 3 3 3

17 18

3 3 3 3 3 3 3 3

19 20

3 3 3 3 3 3 3 3

21 22

3 3 3 3 3 3 3 3

23 24

3 3 3 3 3 3 3 3

25 26

3 3 3 3 3 3 3 3

27

3 3 3 3

# Trumpet Diatonics

## Revolving Up

### Minor Triads

Play as written and/or:

Odds, Evens

1:4:7:10:13

1:5:9:13

1:8:3:10:5:12:7:2:9:4:11:6:1


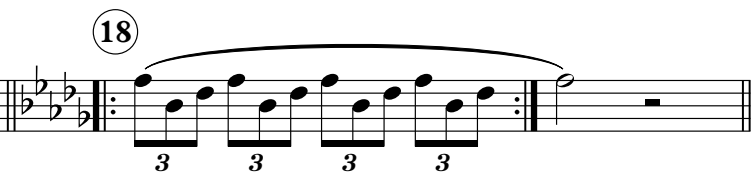
1:6:11:4:9:2:7:12:5:10:3:8:1

JC Heisler

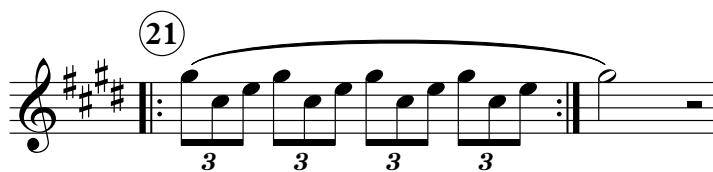
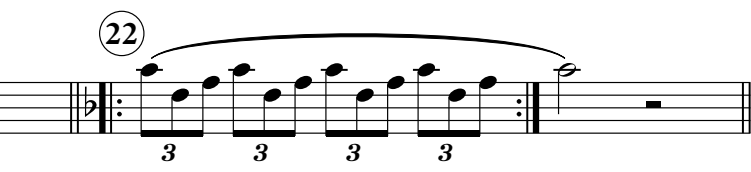
① ② ③ ④ ⑤ ⑥ ⑦ ⑧ ⑨ ⑩ ⑪ ⑫ ⑬ ⑭






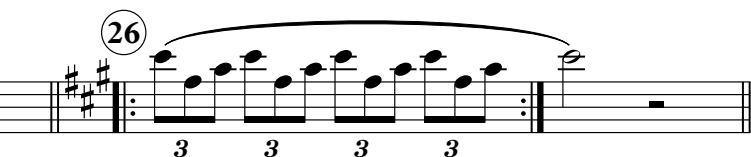
15  16 

17  18 

19  20 

21  22 

23  24 

25  26 

27 

# Trumpet Diatonics

## Minor Thirds

Play as written and/or:

Odds, Evens

1:4:7:10:13

1:5:9:13



1:8:3:10:5:12:7:2:9:4:11:6:1

1:6:11:4:9:2:7:12:5:10:3:8:1

JC Heisler

①  ② 

③  ④ 

⑤  ⑥ 

⑦  ⑧ 

⑨  ⑩ 

⑪  ⑫ 

⑬  ⑭ 

15 16



17 18




19 20




21 22



23 24



25 26



27



# Trumpet Diatonics

## Minor Thirds Up Down

Play as written and/or:  
Odds, Evens  
1:4:7:10:13  
1:5:9:13  
1:8:3:10:5:12:7:2:9:4:11:6:1  
1:6:11:4:9:2:7:12:5:10:3:8:1

JC Heisler

The page contains 14 numbered musical exercises, each consisting of two staves of music. Each exercise is a diatonic scale in a specific key signature, with the first half ascending and the second half descending. The exercises are:

- Exercise 1: Key of B-flat major (two flats).
- Exercise 2: Key of D major (two sharps).
- Exercise 3: Key of E-flat major (three flats).
- Exercise 4: Key of F major (one flat).
- Exercise 5: Key of G-flat major (three flats).
- Exercise 6: Key of C major (no sharps or flats).
- Exercise 7: Key of D major (two sharps).
- Exercise 8: Key of B-flat major (two flats).
- Exercise 9: Key of D major (two sharps).
- Exercise 10: Key of B-flat major (two flats).
- Exercise 11: Key of C major (no sharps or flats).
- Exercise 12: Key of B-flat major (two flats).
- Exercise 13: Key of B-flat major (two flats).
- Exercise 14: Key of D major (two sharps).

15 16



17 18




19 20




21 22



23 24



25 26



27



# Trumpet Diatonics

## Minor Thirds Down Down

Play as written and/or:

Odds, Evens


1:4:7:10:13

1:5:9:13


1:8:3:10:5:12:7:2:9:4:11:6:1

1:6:11:4:9:2:7:12:5:10:3:8:1

JC Heisler

① 


③ 

⑤ 

⑦ 

⑨ 

⑪ 

⑬ 

15 16

Two musical staves. The first staff contains measures 15 and 16. Measure 15 is in B-flat major and measure 16 is in B-flat minor. Both measures contain eighth-note patterns with slurs and repeat signs.

17 18

Two musical staves. The first staff contains measures 17 and 18. Measure 17 is in B-flat major and measure 18 is in B-flat minor. Both measures contain eighth-note patterns with slurs and repeat signs.

19 20

Two musical staves. The first staff contains measures 19 and 20. Measure 19 is in D major and measure 20 is in D minor. Both measures contain eighth-note patterns with slurs and repeat signs.

21 22

Two musical staves. The first staff contains measures 21 and 22. Measure 21 is in E major and measure 22 is in E minor. Both measures contain eighth-note patterns with slurs and repeat signs.

23 24

Two musical staves. The first staff contains measures 23 and 24. Measure 23 is in B-flat minor and measure 24 is in B major. Both measures contain eighth-note patterns with slurs and repeat signs.

25 26

Two musical staves. The first staff contains measures 25 and 26. Measure 25 is in B-flat minor and measure 26 is in B major. Both measures contain eighth-note patterns with slurs and repeat signs.

27

One musical staff containing measure 27. Measure 27 is in B-flat major and contains eighth-note patterns with slurs and repeat signs.

# Trumpet Diatonics

## Minor Thirds Down Up

Play as written and/or:

Odds, Evens

1:4:7:10:13

1:5:9:13

1:8:3:10:5:12:7:2:9:4:11:6:1

1:6:11:4:9:2:7:12:5:10:3:8:1

JC Heisler



15 16



17 18




19 20




21 22



23 24



25 26



27



# Trumpet Diatonics

## Minor Chords

Play as written and/or:

Odds, Evens

1:4:7:10:13

1:5:9:13



1:8:3:10:5:12:7:2:9:4:11:6:1

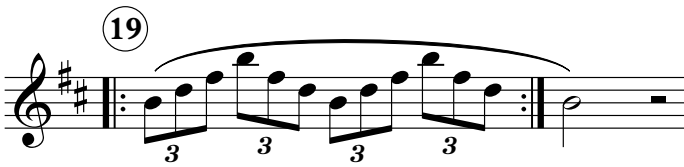

1:6:11:4:9:2:7:12:5:10:3:8:1



JC Heisler



The image displays 14 numbered musical exercises for trumpet, arranged in two columns and seven rows. Each exercise is written on a single staff in treble clef with a 4/4 time signature. Exercises 1 through 10 are in 4/4 time, while exercises 11 through 14 are in 3/4 time. Exercises 1-10 feature eighth-note triplets, while exercises 11-14 feature quarter-note triplets. Each exercise consists of a melodic line followed by a whole rest. The exercises are numbered 1 through 14 in circles at the beginning of each staff. The key signatures and scales are as follows: 1: B-flat major; 2: D major; 3: E-flat major; 4: F major; 5: G-flat major; 6: A-flat major; 7: B major; 8: C major; 9: D major; 10: E-flat major; 11: F major; 12: G-flat major; 13: A-flat major; 14: B major.



15  16 


17  18 

19  20 

21  22 

23  24 

25  26 

27 

# Trumpet Diatonics

## Minor First Inversion Triads

Play as written and/or:

Odds, Evens

1:4:7:10:13

1:5:9:13


1:8:3:10:5:12:7:2:9:4:11:6:1

1:6:11:4:9:2:7:12:5:10:3:8:1


JC Heisler

The image displays 14 numbered musical exercises for trumpet, arranged in two columns and seven rows. Each exercise is written on a single staff in treble clef with a 4/4 time signature. Exercises 1 through 13 are in 4/4 time, while exercise 14 is in 3/4 time. Each exercise consists of a sequence of eighth notes, often beamed in groups of four, followed by a final quarter note. The exercises are organized into pairs, with the first exercise of each pair in a key signature of one sharp (F#) and the second in a key signature of two sharps (F# and C#). The key signatures for the pairs are: (1) F# and C#; (2) C# and G#; (3) Bb and F; (4) F and C; (5) C and G; (6) G and D; (7) D and A; (8) A and E; (9) E and B; (10) B and F#; (11) F# and C#; (12) C# and G#; (13) G# and D#; (14) D# and A#.

15 16



17 18



19 20



21 22



23 24



25 26



27



Play as written and/or:

Odds, Evens

1:4:7:10:13

1:5:9:13

1:8:3:10:5:12:7:2:9:4:11:6:1

1:6:11:4:9:2:7:12:5:10:3:8:1

# Trumpet Diatonics

## Minor 1st Inv. Triads

### 3535/3515

JC Heisler

①

②

③

④

⑤

⑥

⑦

⑧

⑨

⑩

⑪

⑫


⑬

⑭

15 16



17 18



19 20



21 22



23 24



25 26



27



# Trumpet Diatonics

## Minor First Inversion Triads

### Revolving Down

Play as written and/or:

Odds, Evens


1:4:7:10:13


1:5:9:13


1:8:3:10:5:12:7:2:9:4:11:6:1


1:6:11:4:9:2:7:12:5:10:3:8:1


JC Heisler


① 

③ 

⑤ 

⑦ 

⑨ 

⑪ 

⑬ 



15 16

3 3 3 3 3 3

17 18

3 3 3 3 3 3

19 20

3 3 3 3 3 3

21 22

3 3 3 3 3 3

23 24

3 3 3 3 3 3

25 26

3 3 3 3 3 3

27

3 3 3 3

# Trumpet Diatonics

## Minor First Inversion Triads

### Revolving Up

JC Heisler

Play as written and/or:

Odds, Evens


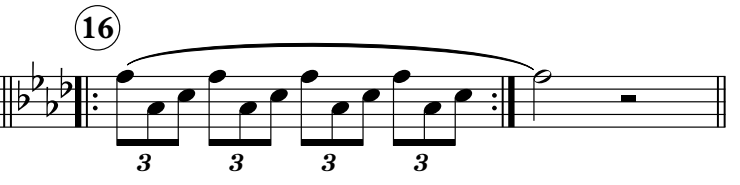
1:4:7:10:13


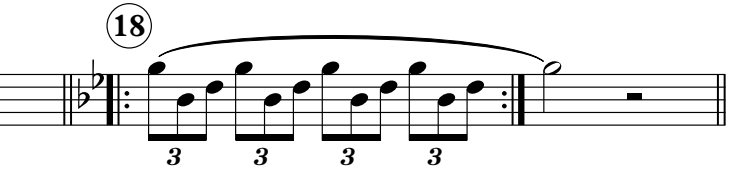
1:5:9:13

1:8:3:10:5:12:7:2:9:4:11:6:1


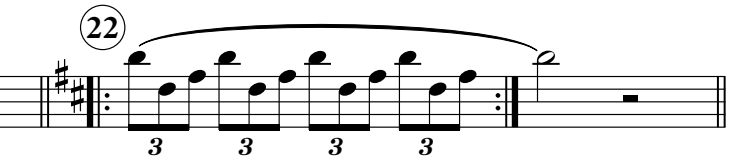
1:6:11:4:9:2:7:12:5:10:3:8:1


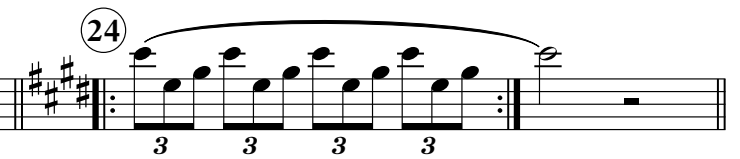
① ② ③ ④ ⑤ ⑥ ⑦ ⑧ ⑨ ⑩ ⑪ ⑫ ⑬ ⑭


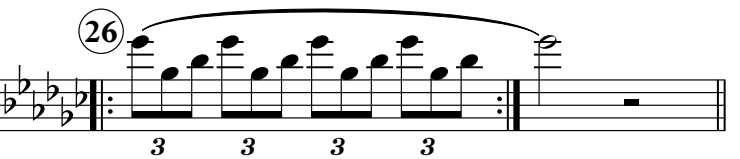
15  16 


17  18 

19  20 

21  22 

23  24 

25  26 

27 

# Trumpet Diatonics

## Minor Second Inversion Triads

Play as written and/or:

Odds, Evens

1:4:7:10:13

1:5:9:13

1:8:3:10:5:12:7:2:9:4:11:6:1

1:6:11:4:9:2:7:12:5:10:3:8:1

JC Heisler

① 

③ 

⑤ 

⑦ 

⑨ 

⑪ 

⑬ 

15 16



17 18



19 20



21 22



23 24



25 26



27



# Trumpet Diatonics

## Minor 2nd Inv. Triads

### 5151/5131

Play as written and/or:

Odds, Evens

1:4:7:10:13

1:5:9:13

1:8:3:10:5:12:7:2:9:4:11:6:1

1:6:11:4:9:2:7:12:5:10:3:8:1


JC Heisler

The musical score contains 14 numbered exercises, each on a single staff in treble clef, 4/4 time. Exercises 1-13 are in the key of D major, and exercise 14 is in the key of B-flat major. Each exercise features a sequence of eighth notes followed by a final note, with a slur under the eighth notes and a repeat sign at the end of the sequence.

15 16



17 18



19 20



21 22



23 24



25 26



27



# Trumpet Diatonics

## Minor Second Inversion Triads

### Revolving Down

Play as written and/or:

Odds, Evens

1:4:7:10:13


1:5:9:13



1:8:3:10:5:12:7:2:9:4:11:6:1



1:6:11:4:9:2:7:12:5:10:3:8:1



JC Heisler



①  ② 


③  ④ 

⑤  ⑥ 

⑦  ⑧ 

⑨  ⑩ 

⑪  ⑫ 

⑬  ⑭ 



15 16

17 18

19 20

21 22

23 24

25 26

27

# Trumpet Diatonics

## Minor Second Inversion Triads

### Revolving Up

Play as written and/or:

Odds, Evens

1:4:7:10:13

1:5:9:13



1:8:3:10:5:12:7:2:9:4:11:6:1



1:6:11:4:9:2:7:12:5:10:3:8:1



JC Heisler



①  ② 



③  ④ 



⑤  ⑥ 



⑦  ⑧ 


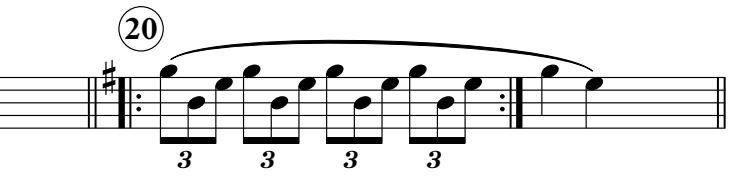
⑨  ⑩ 

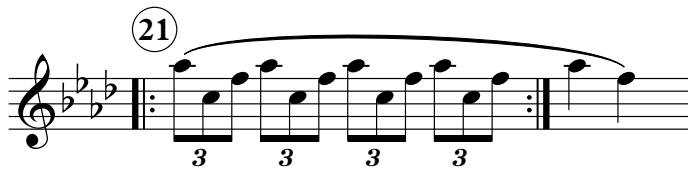
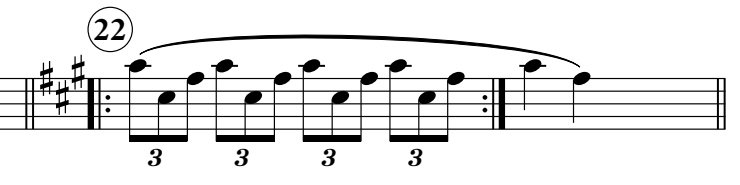
⑪  ⑫ 



⑬  ⑭ 



15  16 

17  18 

19  20 

21  22 

23  24 

25  26 

27 

# Trumpet Diatonics

## Minor Arpeggios

Play as written and/or:

Odds, Evens


1:4:7:10:13

1:5:9:13


1:8:3:10:5:12:7:2:9:4:11:6:1


1:6:11:4:9:2:7:12:5:10:3:8:1

JC Heisler

① 


③ 

⑤ 

⑦ 

⑨ 

⑪ 

⑬ 



15  16 

17  18 

19  20 

21  22 

23  24 

25  26 

27 

# Trumpet Diatonics

## Minor Triad Reflections

### Up Down

JC Heisler

Play as written and/or:

Odds, Evens

1:4:7:10:13

1:5:9:13

1:8:3:10:5:12:7:2:9:4:11:6:1

1:6:11:4:9:2:7:12:5:10:3:8:1

①

②

③

④

⑤

⑥

⑦

⑧

⑨

⑩

⑪

⑫

⑬

⑭


15 16




17 18




19 20




21 22



23 24



25 26



27



# Trumpet Diatonics

## Minor Triad Reflections

### Down Up

Play as written and/or:

Odds, Evens

1:4:7:10:13

1:5:9:13

1:8:3:10:5:12:7:2:9:4:11:6:1

1:6:11:4:9:2:7:12:5:10:3:8:1

JC Heisler

① ②

③ ④

⑤ ⑥

⑦ ⑧

⑨ ⑩

⑪ ⑫

⑬ ⑭



15 16

17 18

19 20

21 22

23 24

25 26

27



**Book of Minor**  
Trumpet Diatonics ©

*Chapter Three*

By JC Heisler

# Trumpet Diatonics

## Minor Pentatonic Scales

Play as written and/or:

Odds, Evens

1:4:7:10:13

1:5:9:13



1:8:3:10:5:12:7:2:9:4:11:6:1

1:6:11:4:9:2:7:12:5:10:3:8:1

JC Heisler

①  ② 



③  ④ 

⑤  ⑥ 

⑦  ⑧ 

⑨  ⑩ 

⑪  ⑫ 

⑬  ⑭ 

15 16



17 18



19 20




21 22



23 24



25 26



27



# Trumpet Diatonics

## Minor Six Chords

Play as written and/or:

Odds, Evens

1:4:7:10:13

1:5:9:13

1:8:3:10:5:12:7:2:9:4:11:6:1

1:6:11:4:9:2:7:12:5:10:3:8:1

JC Heisler

① ②

③ ④

⑤ ⑥

⑦ ⑧

⑨ ⑩

⑪ ⑫

⑬ ⑭

15 16



17 18



19 20



21 22



23 24



25 26



27



# Trumpet Diatonics

## Minor Six Diminished

### Scales

Play as written and/or:

Odds, Evens



1:4:7:10:13

1:5:9:13



1:8:3:10:5:12:7:2:9:4:11:6:1

1:6:11:4:9:2:7:12:5:10:3:8:1

Barry Harris



①  ② 



③  ④ 

⑤  ⑥ 

⑦  ⑧ 

⑨  ⑩ 

⑪  ⑫ 


⑬  ⑭ 




15 16



17 18



19 20




21 22




23 24



25 26



27



# Trumpet Diatonics

## Minor Seventh Chords

Play as written and/or:

Odds, Evens

1:4:7:10:13

1:5:9:13

1:8:3:10:5:12:7:2:9:4:11:6:1

1:6:11:4:9:2:7:12:5:10:3:8:1

JC Heisler

The image displays 14 numbered musical exercises for trumpet, arranged in two columns and seven rows. Each exercise is written on a single staff in 4/4 time. Exercises 1 through 14 are diatonic scales for minor seventh chords, starting on the tonic and moving up and down. Exercises 1-6 are in the key of D minor (one flat), 7-12 are in the key of D major (two sharps), and 13-14 are in the key of D minor (one flat). Each exercise consists of an 8-measure phrase, with the first four measures being an ascending scale and the last four measures being a descending scale. The exercises are numbered 1 through 14 in circles above the first measure of each staff.

15 16



17 18




19 20




21 22



23 24



25 26



27



# Trumpet Diatonics

## Minor Seventh Chords

### First Inversion

Play as written and/or:

Odds, Evens

1:4:7:10:13

1:5:9:13

1:8:3:10:5:12:7:2:9:4:11:6:1

1:6:11:4:9:2:7:12:5:10:3:8:1

JC Heisler

①

②

③

④

⑤

⑥

⑦

⑧

⑨

⑩

⑪

⑫


⑬

⑭


15 16



17 18



19 20



21 22



23 24



25 26



27



# Trumpet Diatonics

## Minor Seventh Chords

### Second Inversion

Play as written and/or:

Odds, Evens

1:4:7:10:13

1:5:9:13

1:8:3:10:5:12:7:2:9:4:11:6:1

1:6:11:4:9:2:7:12:5:10:3:8:1

JC Heisler

① ② ③ ④ ⑤ ⑥ ⑦ ⑧ ⑨ ⑩ ⑪ ⑫ ⑬ ⑭

15 16



17 18



19 20



21 22




23 24



25 26



27



# Trumpet Diatonics

## Minor Seventh Chords

### Third Inversion

Play as written and/or:

*Odds, Evens*

1:4:7:10:13

1:5:9:13

1:8:3:10:5:12:7:2:9:4:11:6:1

1:6:11:4:9:2:7:12:5:10:3:8:1

JC Heisler

①

②

③

④

⑤

⑥

⑦

⑧

⑨

⑩

⑪

⑫

⑬

⑭



15 16



17 18



19 20




21 22



23 24



25 26



27



The Brass School [www.jcheisler.com](http://www.jcheisler.com)  
Trumpet Diatonics  
Natural Minor Arpeggios  
Reflections Up Down

JC Heisler

①




②



③



④



⑤



⑥



⑦



⑧



9

9

10

10

11

11

12

12

13

13

14

14

15

15

16

16

17

17

The Brass School [www.jcheisler.com](http://www.jcheisler.com)  
Trumpet Diatonics  
Natural Minor Arpeggios  
Reflections Down Up

JC Heisler

①

②

③

④

⑤

⑥

⑦

⑧

9

9

10

10

11

11

12

12

13

13

14

14

15

15

16

16

17

17

# Trumpet Diatonics

## Minor First Inversion

### Arpeggio Reflections Up Down

JC Heisler

①

Musical staff 1: Treble clef, 4/4 time, key signature of three flats (B-flat, E-flat, A-flat). The staff contains a sequence of eighth-note arpeggios starting on G4, moving up and then down, with a repeat sign and a final whole note G4.

②

Musical staff 2: Treble clef, key signature of one flat (F major). The staff contains a sequence of eighth-note arpeggios starting on A4, moving up and then down, with a repeat sign and a final whole note A4.

③

Musical staff 3: Treble clef, key signature of two flats (B-flat, E-flat). The staff contains a sequence of eighth-note arpeggios starting on B-flat4, moving up and then down, with a repeat sign and a final whole note B-flat4.

④

Musical staff 4: Treble clef, key signature of two sharps (F#, C#). The staff contains a sequence of eighth-note arpeggios starting on C#4, moving up and then down, with a repeat sign and a final whole note C#4.

⑤

Musical staff 5: Treble clef, key signature of one flat (F major). The staff contains a sequence of eighth-note arpeggios starting on D4, moving up and then down, with a repeat sign and a final whole note D4.

⑥

Musical staff 6: Treble clef, key signature of three flats (B-flat, E-flat, A-flat). The staff contains a sequence of eighth-note arpeggios starting on E-flat4, moving up and then down, with a repeat sign and a final whole note E-flat4.

⑦

Musical staff 7: Treble clef, key signature of one flat (F major). The staff contains a sequence of eighth-note arpeggios starting on F4, moving up and then down, with a repeat sign and a final whole note F4.

⑧

Musical staff 8: Treble clef, key signature of three flats (B-flat, E-flat, A-flat). The staff contains a sequence of eighth-note arpeggios starting on G4, moving up and then down, with a repeat sign and a final whole note G4.

9

9

10

10

11

11

12

12

13

13

14

14

15

15

16

16

17

17

# Trumpet Diatonics

## Minor Second Inversion

### Arpeggio Reflections Up Down

JC Heisler

①

②

③

④

⑤

⑥

⑦

⑧

⑨



10

Musical staff 10: Treble clef, key signature of two flats (Bb, Eb), 4/4 time. The staff contains a sequence of eighth-note patterns with slurs and ties, followed by a whole note rest.

11

Musical staff 11: Treble clef, key signature of three flats (Bb, Eb, Ab), 4/4 time. The staff contains a sequence of eighth-note patterns with slurs and ties, followed by a whole note rest.

12

Musical staff 12: Treble clef, key signature of two flats (Bb, Eb), 4/4 time. The staff contains a sequence of eighth-note patterns with slurs and ties, followed by a whole note rest.

13

Musical staff 13: Treble clef, key signature of three flats (Bb, Eb, Ab), 4/4 time. The staff contains a sequence of eighth-note patterns with slurs and ties, followed by a whole note rest.

14

Musical staff 14: Treble clef, key signature of one sharp (F#), 4/4 time. The staff contains a sequence of eighth-note patterns with slurs and ties, followed by a whole note rest.

15

Musical staff 15: Treble clef, key signature of two flats (Bb, Eb), 4/4 time. The staff contains a sequence of eighth-note patterns with slurs and ties, followed by a whole note rest.

16

Musical staff 16: Treble clef, key signature of three sharps (F#, C#, G#), 4/4 time. The staff contains a sequence of eighth-note patterns with slurs and ties, followed by a whole note rest.

17

Musical staff 17: Treble clef, key signature of two flats (Bb, Eb), 4/4 time. The staff contains a sequence of eighth-note patterns with slurs and ties, followed by a whole note rest.

18

Musical staff 18: Treble clef, key signature of three flats (Bb, Eb, Ab), 4/4 time. The staff contains a sequence of eighth-note patterns with slurs and ties, followed by a whole note rest.



**Book of Minor**  
Trumpet Diatonics ©

*Chapter Four*

By JC Heisler

# Full Minor Scale

## Pattern 1

JC Heisler

①

Musical notation for Pattern 1, measures 1-4, in B-flat major (two flats). The notation consists of four staves of music, each containing a four-measure phrase of eighth-note patterns. The first staff begins with a circled number 1. The patterns are: Staff 1: quarter, eighth, eighth, quarter, quarter, eighth, eighth, quarter; Staff 2: quarter, eighth, eighth, quarter, quarter, eighth, eighth, quarter; Staff 3: quarter, eighth, eighth, quarter, quarter, eighth, eighth, quarter; Staff 4: quarter, eighth, eighth, quarter, quarter, eighth, eighth, quarter. Each phrase ends with a whole note on the final scale degree.

②

Musical notation for Pattern 2, measures 1-4, in D major (two sharps). The notation consists of four staves of music, each containing a four-measure phrase of eighth-note patterns. The second staff begins with a circled number 2. The patterns are: Staff 1: quarter, eighth, eighth, quarter, quarter, eighth, eighth, quarter; Staff 2: quarter, eighth, eighth, quarter, quarter, eighth, eighth, quarter; Staff 3: quarter, eighth, eighth, quarter, quarter, eighth, eighth, quarter; Staff 4: quarter, eighth, eighth, quarter, quarter, eighth, eighth, quarter. Each phrase ends with a whole note on the final scale degree.

③



④




⑤




⑥




⑦



⑧



9



10







11




12



13



14



15

The image shows a musical exercise consisting of four staves of music. The first staff begins with a circled number '15' and a '4/4' time signature. The key signature has two flats (Bb and Eb). The music is a continuous melodic line with a long slur over the entire piece. The first staff contains 16 measures, the second 16 measures, the third 16 measures, and the fourth 16 measures, ending with a double bar line. The melody is primarily eighth and sixteenth notes, with some quarter notes and a final half note in the fourth staff.

# Full Minor Scale

## Pattern 2

JC Heisler

①

Musical notation for Pattern 1, a descending minor scale in B-flat major (two flats) in 4/4 time. It consists of four staves of music, each containing a line of the scale with a slur over it. The first staff starts with a circled '1' above it. The scale descends from the first line to the first space, then to the first line, then to the first space, and finally to the first line, ending with a whole note on the first line.

②

Musical notation for Pattern 2, an ascending minor scale in D major (two sharps) in 4/4 time. It consists of four staves of music, each containing a line of the scale with a slur over it. The scale ascends from the first space to the first line, then to the first space, then to the first line, and finally to the first space, ending with a whole note on the first space.

③



④





⑤



⑥




⑦



⑧



9




10





11



12




13



14



15



# Full Minor Scale


## Pattern 3

JC Heisler

①

②

③




④





⑤





⑥





⑦





⑧



9



10







11




12





13



14



15



# Full Minor Scale

## Pattern 4

JC Heisler

①



②



③



④




⑤




⑥




⑦



⑧



9



10





11

Exercise 11 is a four-staff musical piece in 4/4 time with a key signature of three flats (B-flat, E-flat, A-flat). The first staff begins with a circled number 11. The music consists of continuous eighth-note patterns across all four staves, with a long slur spanning the entire duration. The first two staves feature a steady eighth-note rhythm. The third staff introduces a more complex rhythmic pattern with some beamed eighth notes. The fourth staff concludes with a final eighth-note run followed by a whole rest.


12

Exercise 12 is a four-staff musical piece in 4/4 time with a key signature of one sharp (F#). The first staff begins with a circled number 12. The music consists of continuous eighth-note patterns across all four staves, with a long slur spanning the entire duration. The first two staves feature a steady eighth-note rhythm. The third staff introduces a more complex rhythmic pattern with some beamed eighth notes. The fourth staff concludes with a final eighth-note run followed by a whole rest.

13




14



15

The image displays a musical exercise consisting of four staves of music. The music is written in a 4/4 time signature and a key signature of two flats (B-flat and E-flat). The exercise is marked with a circled number '15' at the beginning. The melody is a continuous eighth-note pattern that spans across all four staves. The first three staves contain the main body of the exercise, while the fourth staff concludes with a whole note rest. A large slur is placed over the entire piece, indicating it should be played as a single continuous phrase.

# TRUMPET DIATONICS



JC HEISLER