

TRUMPET DIATONICS

a poetic training in Music Literacy

Book of Major



JC HEISLER

Book of Major
Trumpet Diatonics ©

By JC Heisler

Copyright © 2020 by John-Curtis J. Heisler

All rights reserved. No part of this publication may be reproduced, distributed, or transmitted in any form or by any means, including photocopying, recording, or other electronic or mechanical methods, without the prior written permission of the publisher, except in the case of brief quotations embodied in critical reviews and certain other noncommercial uses permitted by copyright law. For permission requests, write to the publisher, addressed “Attention: Permissions Coordinator,” at the address below.

www.trumpetdiatonics/contact.com

Table of Contents

<u>Book of Major Chapter One</u>	<u>2-80</u>
Pentachords	3-38
Full Scales	39-56
Tetrachords	57-68
Trichords	69-76
Patterns	77-80
<u>Book of Major Chapter Two</u>	<u>82-138</u>
Triads	83-94
Revolving Triads	95-98
Major In Thirds	99-106
Full Chords	107-108
First Inversion	109-116
Second Inversion	117-124
Arpeggios	125-126
Triad Reflections	127-138
<u>Book of Major Chapter Three</u>	<u>140-154</u>
Pentatonic Scales	141-142
Major 6 Chords	143-144
Major 6 Diminished Scales	145-146
Major Seventh Chords	147-154

<u>Book of Major Chapter Four</u>	<u>156-188</u>
Full Major Scale Pattern 1	157-164
Full Major Scale Pattern 2	165-172
Full Major Scale Pattern 3	173-180
Full Major Scale Pattern 4	181-188

Book of Major
Trumpet Diatonics ©

Chapter One

By JC Heisler

Play as written and/or:

Odds, Evens

1:4:7:10:13

1:5:9:13

1:8:3:10:5:12:7:2:9:4:11:6:1

1:6:11:4:9:2:7:12:5:10:3:8:1

Trumpet Diatonics

Major Pentachords


JC Heisler

The image displays 14 numbered musical exercises for trumpet, arranged in two columns and seven rows. Each exercise is written on a single staff in treble clef with a 4/4 time signature. The exercises are organized into pairs, with the first exercise of each pair in the left column and the second in the right column. Each exercise consists of a melodic line of eighth notes, followed by a whole rest. The exercises are numbered 1 through 14. Exercises 1, 2, 3, 4, 5, 6, 7, 8, 9, 10, 11, 12, 13, and 14 are all written in the key of G major. Exercises 1 and 2 are in the first row, 3 and 4 in the second, 5 and 6 in the third, 7 and 8 in the fourth, 9 and 10 in the fifth, 11 and 12 in the sixth, and 13 and 14 in the seventh. Each exercise is marked with a circled number above the staff. The melodic lines are written in eighth notes, and the whole rests are marked with a 'C' and a horizontal line.


15 16




17 18




19 20



21 22



23 24



25 26



27



Trumpet Diatonics

Major Pentachords Down Up

Play as written and/or:

Odds, Evens

1:4:7:10:13

1:5:9:13

1:8:3:10:5:12:7:2:9:4:11:6:1

1:6:11:4:9:2:7:12:5:10:3:8:1

JC Heisler

①

②

③

④

⑤

⑥

⑦

⑧

⑨

⑩

⑪

⑫


⑬

⑭


15 16




17 18




19 20



21 22



23 24



25 26



27



Play as written and/or:

Odds, Evens

1:4:7:10:13

1:5:9:13

1:8:3:10:5:12:7:2:9:4:11:6:1

1:6:11:4:9:2:7:12:5:10:3:8:1

Trumpet Diatonics

Major Pentachords

Suspended

JC Heisler


The image displays 14 numbered musical exercises for trumpet, arranged in two columns and seven rows. Each exercise is written on a single staff in treble clef with a 4/4 time signature. The exercises are as follows:

- Exercise 1:** Key of G major. Notes: G4, A4, B4, C5, B4, A4, G4. (Circled)
- Exercise 2:** Key of A major. Notes: A4, B4, C5, B4, A4, G4. (Circled)
- Exercise 3:** Key of F major. Notes: F4, G4, A4, B4, A4, G4, F4. (Circled)
- Exercise 4:** Key of C major. Notes: C4, D4, E4, F4, E4, D4, C4. (Circled)
- Exercise 5:** Key of D minor. Notes: D4, E4, F4, G4, F4, E4, D4. (Circled)
- Exercise 6:** Key of E major. Notes: E4, F4, G4, A4, G4, F4, E4. (Circled)
- Exercise 7:** Key of Bb major. Notes: Bb4, C5, D5, Eb5, D5, C5, Bb4. (Circled)
- Exercise 8:** Key of F# major. Notes: F#4, G#4, A4, B4, A4, G#4, F#4. (Circled)
- Exercise 9:** Key of C# major. Notes: C#4, D#4, E4, F#4, E4, D#4, C#4. (Circled)
- Exercise 10:** Key of Bb major. Notes: Bb4, C5, D5, Eb5, D5, C5, Bb4. (Circled)
- Exercise 11:** Key of D major. Notes: D4, E4, F4, G4, F4, E4, D4. (Circled)
- Exercise 12:** Key of Ab major. Notes: Ab4, Bb4, C5, Db5, C5, Bb4, Ab4. (Circled)
- Exercise 13:** Key of G major. Notes: G4, A4, B4, C5, B4, A4, G4. (Circled)
- Exercise 14:** Key of A major. Notes: A4, B4, C5, B4, A4, G4. (Circled)

15 16



17 18




19 20




21 22



23 24



25 26



27



Play as written and/or:

Odds, Evens

1:4:7:10:13

1:5:9:13

1:8:3:10:5:12:7:2:9:4:11:6:1

1:6:11:4:9:2:7:12:5:10:3:8:1

Trumpet Diatonics


Major Pentachords Down

Suspended


JC Heisler

The image displays a musical score for trumpet diatonics, specifically major pentachords down, in a suspended style. The score is organized into 14 numbered exercises, each consisting of a melodic phrase followed by a whole rest. The exercises are arranged in a grid-like fashion across seven rows and two columns. Each exercise is written on a single staff with a treble clef and a 4/4 time signature. The key signatures vary: Exercise 1 is in G major (one sharp); Exercise 2 is in A major (two sharps); Exercise 3 is in F major (one flat); Exercise 4 is in C major (no sharps or flats); Exercise 5 is in B-flat major (two flats); Exercise 6 is in D major (two sharps); Exercise 7 is in E-flat major (three flats); Exercise 8 is in G major (one sharp); Exercise 9 is in A major (two sharps); Exercise 10 is in B-flat major (two flats); Exercise 11 is in C major (no sharps or flats); Exercise 12 is in D major (two sharps); Exercise 13 is in E-flat major (three flats); Exercise 14 is in F major (one flat). Each exercise is marked with a circled number (1-14) above the first measure. The melodic phrases are written with eighth notes, often beamed together in groups of four or five, and are followed by a whole rest. The exercises are numbered 1 through 14, with 1 and 2 on the first row, 3 and 4 on the second, 5 and 6 on the third, 7 and 8 on the fourth, 9 and 10 on the fifth, 11 and 12 on the sixth, and 13 and 14 on the seventh.


15 16




17 18



19 20



21 22



23 24



25 26



27



Play as written and/or:

Odds, Evens

1:4:7:10:13

1:5:9:13

1:8:3:10:5:12:7:2:9:4:11:6:1

1:6:11:4:9:2:7:12:5:10:3:8:1

Vary styles. ----/ / >>>>/ ^^^^

Trumpet Diatonics

Major Pentachords

Articulation

JC Heisler

① ②

③ ④

⑤ ⑥

⑦ ⑧

⑨ ⑩

⑪ ⑫

⑬ ⑭

15 16



17 18



19 20



21 22



23 24



25 26



27



Play as written and/or:

Odds, Evens

1:4:7:10:13

1:5:9:13

1:8:3:10:5:12:7:2:9:4:11:6:1

1:6:11:4:9:2:7:12:5:10:3:8:1

Vary styles. ----/ / >>>>/ ^^^^

Trumpet Diatonics

Major Pentachords

Articulation Down Up

JC Heisler

The image displays 14 numbered musical exercises for trumpet, arranged in two columns of seven. Each exercise is written on a single staff in treble clef with a 4/4 time signature. The exercises are organized into pairs, with the first exercise of each pair starting with a circled number (1 through 14). Each exercise consists of a melodic line with eighth-note patterns, often beamed in groups of four, and a corresponding articulation pattern indicated by a series of vertical lines above the staff. The exercises explore various major pentachords across different keys, including G major, D major, A major, E major, B major, F# major, and C# major. The articulation patterns vary, including slurs, accents, and dynamic markings like >>>> and ^^^^.


15 16




17 18



19 20



21 22




23 24



25 26



27



Play as written and/or:

Odds, Evens

1:4:7:10:13

1:5:9:13

1:8:3:10:5:12:7:2:9:4:11:6:1


1:6:11:4:9:2:7:12:5:10:3:8:1

Trumpet Diatonics


Major Pentachords

Suspended Up


JC Heisler


① 


② 

③ 

④ 

⑤ 

⑥ 

⑦ 

15 16



17 18




19 20




21 22



23 24



25 26



27



Play as written and/or:

Odds, Evens

1:4:7:10:13

1:5:9:13

1:8:3:10:5:12:7:2:9:4:11:6:1

1:6:11:4:9:2:7:12:5:10:3:8:1

Trumpet Diatonics

Major Pentachords Down

Suspended Down

JC Heisler

①

②

③

④

⑤

⑥

⑦

⑧

⑨

⑩

⑪



⑫



⑬



⑭



15  16 

17  18 

19  20 

21  22 

23  24 


25  26 

27 

15 16




17 18




19 20



21 22




23 24



25 26






27






15  16 

17  18 

19  20 

21  22 

23  24 

25  26 

27 

Play as written and/or:

Odds, Evens

1:4:7:10:13

1:5:9:13

1:8:3:10:5:12:7:2:9:4:11:6:1

1:6:11:4:9:2:7:12:5:10:3:8:1

Trumpet Diatonics

Major Pentachords

Reflections


JC Heisler

The image displays 14 numbered musical exercises for trumpet, arranged in two columns and seven rows. Each exercise is written on a single staff in treble clef with a 4/4 time signature. The exercises are organized into pairs, with the first exercise of each pair in a major key and the second in its relative minor key. The keys for the pairs are: 1) G major / E minor, 2) A major / F# minor, 3) B major / G# minor, 4) C major / A minor, 5) D major / B minor, 6) E major / C# minor, 7) F major / D minor, 8) G major / E minor, 9) A major / F# minor, 10) B major / G# minor, 11) C major / A minor, 12) D major / B minor, 13) E major / C# minor, 14) F major / D minor. Each exercise consists of a melodic line of eighth notes, often with a slur, followed by a whole rest. The exercises are numbered 1 through 14 in circles above the staves.


15 16




17 18




19 20




21 22



23 24



25 26



27



Play as written and/or:

Odds, Evens

1:4:7:10:13

1:5:9:13

1:8:3:10:5:12:7:2:9:4:11:6:1

1:6:11:4:9:2:7:12:5:10:3:8:1

Trumpet Diatonics

Major Pentachords

Reflections Down Up


JC Heisler

The musical score consists of 14 numbered exercises, each presented on a single staff in treble clef. Each exercise is a 4-measure phrase, with the first measure containing a diatonic major pentachord and the subsequent three measures containing its reflection. Exercises 1-4 are in 4/4 time, while exercises 5-14 are in 3/4 time. The exercises are arranged in pairs on seven staves. Exercises 1 and 2 are in G major; 3 and 4 are in D major; 5 and 6 are in B-flat major; 7 and 8 are in F major; 9 and 10 are in C major; 11 and 12 are in G major; 13 and 14 are in D major. Each exercise is marked with a circled number at the beginning of the first measure.

15 16




17 18




19 20



21 22



23 24



25 26



27



Play as written and/or:

Odds, Evens

1:4:7:10:13

1:5:9:13

1:8:3:10:5:12:7:2:9:4:11:6:1

1:6:11:4:9:2:7:12:5:10:3:8:1

Trumpet Diatonics

Major 321 Pentachords


JC Heisler

The image displays 14 numbered musical exercises for trumpet, arranged in two columns and seven rows. Each exercise is written in treble clef and 4/4 time. Exercises 1 through 14 are Major 321 Pentachords, which consist of a sequence of five notes: G4, A4, B4, C5, and D5. The exercises are organized as follows:

- Exercise 1: Key of G major (one sharp).
- Exercise 2: Key of A major (two sharps).
- Exercise 3: Key of B major (three sharps).
- Exercise 4: Key of C major (no sharps or flats).
- Exercise 5: Key of D major (two sharps).
- Exercise 6: Key of E major (three sharps).
- Exercise 7: Key of F major (no sharps or flats).
- Exercise 8: Key of G major (one sharp).
- Exercise 9: Key of A major (two sharps).
- Exercise 10: Key of B major (three sharps).
- Exercise 11: Key of C major (no sharps or flats).
- Exercise 12: Key of D major (two sharps).
- Exercise 13: Key of E major (three sharps).
- Exercise 14: Key of F major (no sharps or flats).

Each exercise is presented as a single staff with a circled number above it. The notation includes a key signature, a 4/4 time signature, and a sequence of notes with stems and beams. Some exercises include repeat signs and first/second endings. Exercises 1, 2, 3, 4, 5, 6, 7, 8, 9, 10, 11, 12, 13, and 14 are all Major 321 Pentachords.

15 16



17 18



19 20




21 22



23 24



25 26



27



Trumpet Diatonics

Major 345 Pentachords

Play as written and/or:

Odds, Evens

1:4:7:10:13

1:5:9:13

1:8:3:10:5:12:7:2:9:4:11:6:1

1:6:11:4:9:2:7:12:5:10:3:8:1

JC Heisler

The image displays 14 numbered musical exercises for trumpet, arranged in two columns and seven rows. Each exercise is written on a single staff in treble clef. Exercises 1 through 10 are in 4/4 time, while exercises 11 through 14 are in 3/4 time. Exercises 1, 2, 3, 4, 5, 6, 7, 8, 9, and 10 feature a sequence of eighth notes followed by a quarter note, with a repeat sign and a slur over the eighth notes. Exercises 11, 12, 13, and 14 feature a sequence of eighth notes followed by a quarter note, with a repeat sign and a slur over the eighth notes. The key signatures for the exercises are: 1 (one sharp), 2 (two sharps), 3 (one flat), 4 (two sharps), 5 (two flats), 6 (one sharp), 7 (three flats), 8 (two flats), 9 (three sharps), 10 (two flats), 11 (three sharps), 12 (three flats), 13 (one sharp), and 14 (two sharps).

15 16




17 18



19 20




21 22



23 24



25 26



27



Play as written and/or:

Odds, Evens

1:4:7:10:13

1:5:9:13

1:8:3:10:5:12:7:2:9:4:11:6:1

1:6:11:4:9:2:7:12:5:10:3:8:1

Trumpet Diatonics

Major Pentachords

Contrary Up

JC Heisler

The image displays 14 numbered musical exercises for trumpet, arranged in two columns and seven rows. Each exercise is written on a single staff in treble clef with a 4/4 time signature. The exercises are organized into pairs, with the first exercise of each pair in a major key and the second in its relative minor key. The exercises are as follows:

- Exercise 1: Major Pentachord (C major), starting on C4 and ascending to G4.
- Exercise 2: Relative Minor Pentachord (A minor), starting on A3 and ascending to E4.
- Exercise 3: Major Pentachord (D major), starting on D4 and ascending to A4.
- Exercise 4: Relative Minor Pentachord (B minor), starting on B3 and ascending to F#4.
- Exercise 5: Major Pentachord (E major), starting on E4 and ascending to B4.
- Exercise 6: Relative Minor Pentachord (C# minor), starting on C#4 and ascending to G#4.
- Exercise 7: Major Pentachord (F# major), starting on F#4 and ascending to C#5.
- Exercise 8: Relative Minor Pentachord (D minor), starting on D4 and ascending to A4.
- Exercise 9: Major Pentachord (G major), starting on G4 and ascending to D5.
- Exercise 10: Relative Minor Pentachord (E minor), starting on E4 and ascending to B4.
- Exercise 11: Major Pentachord (A major), starting on A4 and ascending to E5.
- Exercise 12: Relative Minor Pentachord (F# minor), starting on F#4 and ascending to C#5.
- Exercise 13: Major Pentachord (B major), starting on B4 and ascending to F#5.
- Exercise 14: Relative Minor Pentachord (G minor), starting on G4 and ascending to D5.

15 16



17 18



19 20



21 22



23 24



25 26



27



Play as written and/or:

Odds, Evens

1:4:7:10:13

1:5:9:13

1:8:3:10:5:12:7:2:9:4:11:6:1

1:6:11:4:9:2:7:12:5:10:3:8:1

Trumpet Diatonics


Major Pentachords

Contrary Down

JC Heisler

The image displays 14 numbered musical exercises for trumpet, arranged in two columns of seven. Each exercise is written on a single staff in treble clef. Exercises 1 through 10 are in 4/4 time, while exercises 11 through 14 are in 3/4 time. The exercises are organized into pairs, with each pair sharing a common key signature. The key signatures for the pairs are: (1, 2) G major, (3, 4) F major, (5, 6) E-flat major, (7, 8) D-flat major, (9, 10) C major, (11, 12) B-flat major, (13, 14) A major. Each exercise consists of a rhythmic pattern of eighth notes, often with a slur over the first few notes, followed by a few quarter notes. The exercises are numbered 1 through 14 in circles at the beginning of each staff.

15 16



17 18



19 20




21 22



23 24



25 26



27



Play as written and/or:

Odds, Evens

1:4:7:10:13

1:5:9:13

1:8:3:10:5:12:7:2:9:4:11:6:1

1:6:11:4:9:2:7:12:5:10:3:8:1

Trumpet Diatonics


Major Pentachords


Oblique Up

JC Heisler


The musical score consists of 14 numbered exercises, each presented on a single staff in treble clef with a 4/4 time signature. Each exercise is a major pentachord starting on a specific note, with the notes of the pentachord repeated in an ascending eighth-note pattern. The exercises are as follows:


- 1. C major pentachord (C4-G4)
- 2. D major pentachord (D4-A4)
- 3. E major pentachord (E4-B4)
- 4. F major pentachord (F4-C5)
- 5. G major pentachord (G4-D5)
- 6. A major pentachord (A4-E5)
- 7. B major pentachord (B4-F#5)
- 8. C minor pentachord (C4-G4)
- 9. D minor pentachord (D4-A4)
- 10. E minor pentachord (E4-B4)
- 11. F minor pentachord (F4-C5)
- 12. G minor pentachord (G4-D5)
- 13. A minor pentachord (A4-E5)
- 14. B minor pentachord (B4-F#5)

15 

17 

19 

21 

23 

25 

27 

Play as written and/or:

Odds, Evens

1:4:7:10:13

1:5:9:13

1:8:3:10:5:12:7:2:9:4:11:6:1

1:6:11:4:9:2:7:12:5:10:3:8:1

Trumpet Diatonics

Major Pentachords

Oblique Down

JC Heisler

① 

③ 

⑤ 


⑦ 

⑨ 


⑪ 

⑬ 


15 16




17 18




19 20



21 22



23 24



25 26



27



Play as written and/or:

Odds, Evens

1:4:7:10:13

1:5:9:13

1:8:3:10:5:12:7:2:9:4:11:6:1

1:6:11:4:9:2:7:12:5:10:3:8:1

Trumpet Diatonics

Major Up Down

JC Heisler

The musical score consists of 14 numbered exercises, each presented on a single staff in treble clef. Each exercise is a diatonic scale in a specific key signature, with a 4-measure phrase followed by a whole rest. The exercises are as follows:

- 1. Key: G major (one sharp). Rhythm: quarter notes, eighth notes, quarter notes, quarter notes.
- 2. Key: D major (two sharps). Rhythm: quarter notes, eighth notes, quarter notes, quarter notes.
- 3. Key: C major (no sharps or flats). Rhythm: quarter notes, eighth notes, quarter notes, quarter notes.
- 4. Key: F# major (three sharps). Rhythm: quarter notes, eighth notes, quarter notes, quarter notes.
- 5. Key: Bb major (two flats). Rhythm: quarter notes, eighth notes, quarter notes, quarter notes.
- 6. Key: D# major (three sharps). Rhythm: quarter notes, eighth notes, quarter notes, quarter notes.
- 7. Key: Ab major (three flats). Rhythm: quarter notes, eighth notes, quarter notes, quarter notes.
- 8. Key: E major (one sharp). Rhythm: quarter notes, eighth notes, quarter notes, quarter notes.
- 9. Key: C# major (three sharps). Rhythm: quarter notes, eighth notes, quarter notes, quarter notes.
- 10. Key: Bb major (two flats). Rhythm: quarter notes, eighth notes, quarter notes, quarter notes.
- 11. Key: D# major (three sharps). Rhythm: quarter notes, eighth notes, quarter notes, quarter notes.
- 12. Key: Ab major (three flats). Rhythm: quarter notes, eighth notes, quarter notes, quarter notes.
- 13. Key: G major (one sharp). Rhythm: quarter notes, eighth notes, quarter notes, quarter notes.
- 14. Key: D major (two sharps). Rhythm: quarter notes, eighth notes, quarter notes, quarter notes.


15 16




17 18




19 20



21 22



23 24



25 26



27



Trumpet Diatonics

Major Scales Down

Play as written and/or:

Odds, Evens

1:4:7:10:13

1:5:9:13

1:8:3:10:5:12:7:2:9:4:11:6:1

1:6:11:4:9:2:7:12:5:10:3:8:1

JC Heisler

The image displays 14 numbered musical exercises for trumpet, arranged in two columns. Each exercise is written in treble clef and consists of a descending scale followed by a whole note rest. Exercises 1 through 10 are in 4/4 time, while exercises 11 through 14 are in 3/4 time. The key signatures for the exercises are: 1 (one sharp), 2 (two sharps), 3 (one flat), 4 (two sharps), 5 (two flats), 6 (one sharp), 7 (three flats), 8 (three flats), 9 (three sharps), 10 (two flats), 11 (three sharps), 12 (three flats), 13 (one sharp), and 14 (two sharps). Exercises 1, 2, 3, 4, 5, 6, 7, 8, 9, and 10 feature a descending eighth-note scale with a slur over the notes. Exercises 11, 12, 13, and 14 feature a descending quarter-note scale with a slur over the notes. Each exercise is marked with a circled number at the beginning of the staff.

15 16

17 18

19 20

21 22

23 24

25 26

27

Play as written and/or:

Odds, Evens

1:4:7:10:13

1:5:9:13

1:8:3:10:5:12:7:2:9:4:11:6:1

1:6:11:4:9:2:7:12:5:10:3:8:1

Trumpet Diatonics

Major Scales

JC Heisler

The image displays 14 numbered musical exercises for trumpet diatonics, arranged in two columns and seven rows. Each exercise is written on a single staff in treble clef, 4/4 time, and consists of two measures. The first measure of each exercise contains a diatonic scale starting on the first line (F4) and moving up to the second space (C5). The second measure contains a whole rest. The exercises are numbered 1 through 14, with their key signatures indicated by sharps or flats in the key signature area of the staff. Exercises 1, 2, 3, 4, 5, 6, 7, 8, 9, 10, 11, 12, 13, and 14 are all major scales. Exercises 1, 2, 3, 4, 5, 6, 7, 8, 9, 10, 11, 12, 13, and 14 are all major scales. Exercises 1, 2, 3, 4, 5, 6, 7, 8, 9, 10, 11, 12, 13, and 14 are all major scales.

15 16



17 18




19 20




21 22



23 24



25 26



27



Trumpet Diatonics

Major Scales Down Up

Play as written and/or:

Odds, Evens

1:4:7:10:13



1:5:9:13



1:8:3:10:5:12:7:2:9:4:11:6:1



1:6:11:4:9:2:7:12:5:10:3:8:1



JC Heisler



The musical score consists of 14 numbered exercises, each presented on a single staff in treble clef and 4/4 time. Each exercise is a diatonic major scale, typically spanning two octaves. The exercises are arranged in pairs, with the first exercise of each pair being an ascending scale and the second being a descending scale. The key signatures for the exercises are: 1 (one sharp), 2 (two sharps), 3 (three sharps), 4 (three sharps), 5 (two flats), 6 (one sharp), 7 (two flats), 8 (three flats), 9 (three sharps), 10 (two flats), 11 (three sharps), 12 (three flats), 13 (one sharp), and 14 (three sharps). Each exercise begins with a circled number and ends with a repeat sign. The phrasing is consistent across all exercises, with a half-note rest at the end of each line.



15  16 

17  18 

19  20 

21  22 

23  24 

25  26 

27 

Trumpet Diatonics

Major Scale Articulation Up

Play as written and/or:

Odds, Evens

1:4:7:10:13

1:5:9:13

1:8:3:10:5:12:7:2:9:4:11:6:1

1:6:11:4:9:2:7:12:5:10:3:8:1

JC Heisler

①

②

③

④

⑤

⑥


⑦

⑧

9



10




11




12



13




14




15




16



17



18



19

Musical staff 19: Treble clef, key signature of three sharps (F#, C#, G#), 2/4 time signature. The staff contains a sequence of eighth notes with slurs, followed by a repeat sign and a whole note rest.

20

Musical staff 20: Treble clef, key signature of one sharp (F#), 2/4 time signature. The staff contains a sequence of eighth notes with slurs, followed by a repeat sign and a whole note rest.

21

Musical staff 21: Treble clef, key signature of two flats (Bb, Eb), 2/4 time signature. The staff contains a sequence of eighth notes with slurs, followed by a repeat sign and a whole note rest.

22

Musical staff 22: Treble clef, key signature of one sharp (F#), 2/4 time signature. The staff contains a sequence of eighth notes with slurs, followed by a repeat sign and a whole note rest.

23

Musical staff 23: Treble clef, key signature of two flats (Bb, Eb), 2/4 time signature. The staff contains a sequence of eighth notes with slurs, followed by a repeat sign and a whole note rest.

24

Musical staff 24: Treble clef, key signature of three sharps (F#, C#, G#), 2/4 time signature. The staff contains a sequence of eighth notes with slurs, followed by a repeat sign and a whole note rest.

25

Musical staff 25: Treble clef, key signature of one flat (Bb), 2/4 time signature. The staff contains a sequence of eighth notes with slurs, followed by a repeat sign and a whole note rest.

26

Musical staff 26: Treble clef, key signature of four sharps (F#, C#, G#, D#), 2/4 time signature. The staff contains a sequence of eighth notes with slurs, followed by a repeat sign and a whole note rest.

27

Musical staff 27: Treble clef, key signature of one sharp (F#), 2/4 time signature. The staff contains a sequence of eighth notes with slurs, followed by a repeat sign and a whole note rest.

Trumpet Diatonics

Major Scale Articulation Down

Play as written and/or:

Odds, Evens

1:4:7:10:13

1:5:9:13

1:8:3:10:5:12:7:2:9:4:11:6:1

1:6:11:4:9:2:7:12:5:10:3:8:1

JC Heisler

①

②

③

④

⑤

⑥

⑦

⑧

9

10

11

12

13

14

15

16

17

18

19

Musical staff 19: Treble clef, key signature of three sharps (F#, C#, G#), 2/4 time signature. The staff contains a sequence of eighth notes with slurs, followed by a repeat sign and a final whole note.

20

Musical staff 20: Treble clef, key signature of three sharps (F#, C#, G#), 2/4 time signature. The staff contains a sequence of eighth notes with slurs, followed by a repeat sign and a final whole note.

21

Musical staff 21: Treble clef, key signature of three flats (Bb, Eb, Ab), 2/4 time signature. The staff contains a sequence of eighth notes with slurs, followed by a repeat sign and a final whole note.

22

Musical staff 22: Treble clef, key signature of three sharps (F#, C#, G#), 2/4 time signature. The staff contains a sequence of eighth notes with slurs, followed by a repeat sign and a final whole note.

23

Musical staff 23: Treble clef, key signature of three flats (Bb, Eb, Ab), 2/4 time signature. The staff contains a sequence of eighth notes with slurs, followed by a repeat sign and a final whole note.

24

Musical staff 24: Treble clef, key signature of three sharps (F#, C#, G#), 2/4 time signature. The staff contains a sequence of eighth notes with slurs, followed by a repeat sign and a final whole note.

25

Musical staff 25: Treble clef, key signature of three flats (Bb, Eb, Ab), 2/4 time signature. The staff contains a sequence of eighth notes with slurs, followed by a repeat sign and a final whole note.

26

Musical staff 26: Treble clef, key signature of three sharps (F#, C#, G#), 2/4 time signature. The staff contains a sequence of eighth notes with slurs, followed by a repeat sign and a final whole note.

27

Musical staff 27: Treble clef, key signature of one sharp (F#), 2/4 time signature. The staff contains a sequence of eighth notes with slurs, followed by a repeat sign and a final whole note.

Trumpet Diatonics

Major Scale Reflections Up Down

JC Heisler

①

Staff 1: Musical notation for the first exercise. It features a treble clef, a key signature of one sharp (F#), and a 4/4 time signature. The melody consists of an ascending eighth-note scale followed by a descending eighth-note scale, both starting on G4. The piece concludes with a whole note G4. A circled number 1 is positioned above the staff.

②

Staff 2: Musical notation for the second exercise. It features a treble clef, a key signature of no sharps or flats, and a 4/4 time signature. The melody consists of an ascending eighth-note scale followed by a descending eighth-note scale, both starting on F4. The piece concludes with a whole note F4. A circled number 2 is positioned above the staff.

③

Staff 3: Musical notation for the third exercise. It features a treble clef, a key signature of two sharps (F# and C#), and a 4/4 time signature. The melody consists of an ascending eighth-note scale followed by a descending eighth-note scale, both starting on D4. The piece concludes with a whole note D4. A circled number 3 is positioned above the staff.

④

Staff 4: Musical notation for the fourth exercise. It features a treble clef, a key signature of no sharps or flats, and a 4/4 time signature. The melody consists of an ascending eighth-note scale followed by a descending eighth-note scale, both starting on C4. The piece concludes with a whole note C4. A circled number 4 is positioned above the staff.

⑤

Staff 5: Musical notation for the fifth exercise. It features a treble clef, a key signature of three sharps (F#, C#, and G#), and a 4/4 time signature. The melody consists of an ascending eighth-note scale followed by a descending eighth-note scale, both starting on E4. The piece concludes with a whole note E4. A circled number 5 is positioned above the staff.

⑥

Staff 6: Musical notation for the sixth exercise. It features a treble clef, a key signature of two sharps (F# and C#), and a 4/4 time signature. The melody consists of an ascending eighth-note scale followed by a descending eighth-note scale, both starting on B4. The piece concludes with a whole note B4. A circled number 6 is positioned above the staff.

⑦

Staff 7: Musical notation for the seventh exercise. It features a treble clef, a key signature of three sharps (F#, C#, and G#), and a 4/4 time signature. The melody consists of an ascending eighth-note scale followed by a descending eighth-note scale, both starting on A4. The piece concludes with a whole note A4. A circled number 7 is positioned above the staff.

⑧

Staff 8: Musical notation for the eighth exercise. It features a treble clef, a key signature of three sharps (F#, C#, and G#), and a 4/4 time signature. The melody consists of an ascending eighth-note scale followed by a descending eighth-note scale, both starting on F#4. The piece concludes with a whole note F#4. A circled number 8 is positioned above the staff.


⑨

Staff 9: Musical notation for the ninth exercise. It features a treble clef, a key signature of four sharps (F#, C#, G#, and D#), and a 4/4 time signature. The melody consists of an ascending eighth-note scale followed by a descending eighth-note scale, both starting on D#4. The piece concludes with a whole note D#4. A circled number 9 is positioned above the staff.


10




11




12




13



14



15



16



17



18



Trumpet Diatonics

Major Scale Reflections Down Up

JC Heisler

①

②

③

④

⑤

⑥

⑦

⑧

⑨

10

Musical staff 10: Treble clef, key signature of three sharps (F#, C#, G#), 2/4 time signature. The staff contains a melodic line with eighth and sixteenth notes, followed by a repeat sign and a final note.

11

Musical staff 11: Treble clef, key signature of two flats (Bb, Eb), 2/4 time signature. The staff contains a melodic line with eighth and sixteenth notes, followed by a repeat sign and a final note.

12

Musical staff 12: Treble clef, key signature of two sharps (F#, C#), 2/4 time signature. The staff contains a melodic line with eighth and sixteenth notes, followed by a repeat sign and a final note.

13

Musical staff 13: Treble clef, key signature of two flats (Bb, Eb), 2/4 time signature. The staff contains a melodic line with eighth and sixteenth notes, followed by a repeat sign and a final note.

14

Musical staff 14: Treble clef, key signature of three sharps (F#, C#, G#), 2/4 time signature. The staff contains a melodic line with eighth and sixteenth notes, followed by a repeat sign and a final note.

15

Musical staff 15: Treble clef, key signature of two flats (Bb, Eb), 2/4 time signature. The staff contains a melodic line with eighth and sixteenth notes, followed by a repeat sign and a final note.

16

Musical staff 16: Treble clef, key signature of three sharps (F#, C#, G#), 2/4 time signature. The staff contains a melodic line with eighth and sixteenth notes, followed by a repeat sign and a final note.

17

Musical staff 17: Treble clef, key signature of two flats (Bb, Eb), 2/4 time signature. The staff contains a melodic line with eighth and sixteenth notes, followed by a repeat sign and a final note.

18

Musical staff 18: Treble clef, key signature of one sharp (F#), 2/4 time signature. The staff contains a melodic line with eighth and sixteenth notes, followed by a repeat sign and a final note.

Play as written and/or:

Odds, Evens

1:4:7:10:13

1:5:9:13

1:8:3:10:5:12:7:2:9:4:11:6:1

1:6:11:4:9:2:7:12:5:10:3:8:1

Trumpet Diatonics


Major Tetrachord 1234 Up

JC Heisler


The musical score consists of 14 numbered exercises, each presented on a single staff in treble clef. Each exercise is a 4-measure phrase in 4/4 time, divided into two 2-measure halves by a double bar line. The exercises are as follows:

- Exercise 1:** Key of D major. Measures 1-2: D4-E4-F#4-G4 (quarter notes), G4-A4-B4-C5 (quarter notes). Measures 3-4: D4 (half note).
- Exercise 2:** Key of E major. Measures 1-2: E4-F#4-G#4-A4 (quarter notes), A4-B4-C5-D5 (quarter notes). Measures 3-4: E4 (half note).
- Exercise 3:** Key of F major. Measures 1-2: F4-G4-A4-Bb4 (quarter notes), Bb4-C5-D5-E5 (quarter notes). Measures 3-4: F4 (half note).
- Exercise 4:** Key of G major. Measures 1-2: G4-A4-B4-C5 (quarter notes), C5-D5-E5-F#5 (quarter notes). Measures 3-4: G4 (half note).
- Exercise 5:** Key of Ab major. Measures 1-2: Ab4-Bb4-C4-D4 (quarter notes), D4-E4-F4-G4 (quarter notes). Measures 3-4: Ab4 (half note).
- Exercise 6:** Key of Bb major. Measures 1-2: Bb4-C4-D4-E4 (quarter notes), E4-F4-G4-A4 (quarter notes). Measures 3-4: Bb4 (half note).
- Exercise 7:** Key of Cb major. Measures 1-2: Cb4-Db4-Eb4-Fb4 (quarter notes), Fb4-Gb4-Ab4-Bb4 (quarter notes). Measures 3-4: Cb4 (half note).
- Exercise 8:** Key of D major. Measures 1-2: D4-E4-F#4-G4 (quarter notes), G4-A4-B4-C5 (quarter notes). Measures 3-4: D4 (half note).
- Exercise 9:** Key of E major. Measures 1-2: E4-F#4-G#4-A4 (quarter notes), A4-B4-C5-D5 (quarter notes). Measures 3-4: E4 (half note).
- Exercise 10:** Key of F major. Measures 1-2: F4-G4-A4-Bb4 (quarter notes), Bb4-C5-D5-E5 (quarter notes). Measures 3-4: F4 (half note).
- Exercise 11:** Key of G major. Measures 1-2: G4-A4-B4-C5 (quarter notes), C5-D5-E5-F#5 (quarter notes). Measures 3-4: G4 (half note).
- Exercise 12:** Key of Ab major. Measures 1-2: Ab4-Bb4-C4-D4 (quarter notes), D4-E4-F4-G4 (quarter notes). Measures 3-4: Ab4 (half note).
- Exercise 13:** Key of Bb major. Measures 1-2: Bb4-C4-D4-E4 (quarter notes), E4-F4-G4-A4 (quarter notes). Measures 3-4: Bb4 (half note).
- Exercise 14:** Key of Cb major. Measures 1-2: Cb4-Db4-Eb4-Fb4 (quarter notes), Fb4-Gb4-Ab4-Bb4 (quarter notes). Measures 3-4: Cb4 (half note).

15 16



17 18




19 20



21 22



23 24



25 26



27



Play as written and/or:

Odds, Evens

1:4:7:10:13

1:5:9:13

1:8:3:10:5:12:7:2:9:4:11:6:1

1:6:11:4:9:2:7:12:5:10:3:8:1

Trumpet Diatonics


Major Tetrachord 4321 Down

JC Heisler

The musical score consists of 14 numbered exercises, each presented on a single staff in treble clef. Each exercise is a 4-measure phrase, with the first measure containing a descending major tetrachord (4-3-2-1) and the remaining three measures containing a descending scale of eighth notes. The exercises are arranged in pairs on seven lines of music. The key signatures and time signatures for each exercise are as follows:

- Exercise 1: Key of G major (one sharp), 4/4 time.
- Exercise 2: Key of D major (two sharps), 4/4 time.
- Exercise 3: Key of C major (no sharps or flats), 4/4 time.
- Exercise 4: Key of F major (one flat), 4/4 time.
- Exercise 5: Key of Bb major (two flats), 4/4 time.
- Exercise 6: Key of E major (three sharps), 4/4 time.
- Exercise 7: Key of Ab major (three flats), 4/4 time.
- Exercise 8: Key of D major (two sharps), 4/4 time.
- Exercise 9: Key of G major (one sharp), 4/4 time.
- Exercise 10: Key of Bb major (two flats), 4/4 time.
- Exercise 11: Key of D major (two sharps), 4/4 time.
- Exercise 12: Key of Ab major (three flats), 4/4 time.
- Exercise 13: Key of G major (one sharp), 4/4 time.
- Exercise 14: Key of D major (two sharps), 4/4 time.


15 16




17 18




19 20



21 22



23 24



25 26



27



Trumpet Diatonics

Major Tetrachord 1234

Up Down

Play as written and/or:

Odds, Evens

1:4:7:10:13

1:5:9:13

1:8:3:10:5:12:7:2:9:4:11:6:1

1:6:11:4:9:2:7:12:5:10:3:8:1


JC Heisler

The musical score consists of 14 numbered exercises, each presented on a single staff in treble clef and 4/4 time. Each exercise is a two-measure phrase, with the first measure containing a sequence of eighth notes and the second measure containing a whole note. The exercises are arranged in pairs, with the first measure of each pair being an ascending scale and the second being a descending scale. The key signatures for the exercises are: 1 (one sharp), 2 (two sharps), 3 (one flat), 4 (two sharps), 5 (two flats), 6 (one sharp), 7 (three flats), 8 (three sharps), 9 (four sharps), 10 (two flats), 11 (three sharps), 12 (three flats), 13 (one sharp), and 14 (two sharps). Each exercise is marked with a circled number at the beginning of the first measure.

15 16




17 18




19 20



21 22



23 24



25 26



27



Trumpet Diatonics

Major Tetrachord 5432

Down Up

Play as written and/or:

Odds, Evens

1:4:7:10:13

1:5:9:13


1:8:3:10:5:12:7:2:9:4:11:6:1

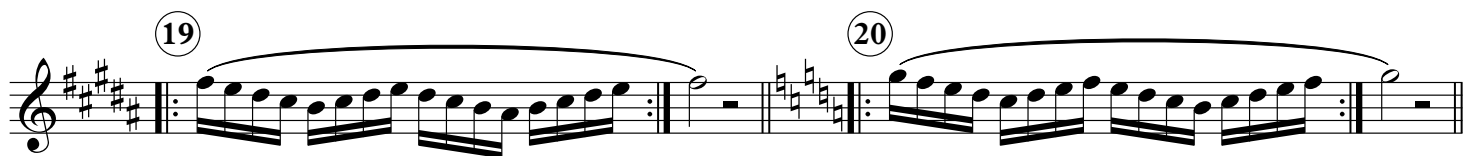
1:6:11:4:9:2:7:12:5:10:3:8:1


JC Heisler

The musical score consists of 14 numbered exercises, each presented on a single staff in treble clef with a 4/4 time signature. Each exercise is a two-measure phrase. Exercises 1 through 10 are marked with circled numbers 1 through 10 above the staff. Exercises 11 through 14 are marked with circled numbers 11 through 14 above the staff. Exercises 1, 2, 3, 4, 5, 6, 7, 8, 9, and 10 each feature a slur over the first measure, followed by a repeat sign and a whole rest in the second measure. Exercises 11, 12, 13, and 14 feature a slur over both measures, followed by a repeat sign and a whole rest in the second measure. The exercises explore various diatonic scales and tetrachords, including major, minor, and augmented triads, and their inversions. The key signatures range from one sharp (F#) to three sharps (F#, C#, G#).

15 

17 

19 

21 

23 

25 

27 

Trumpet Diatonics

Major Tetrachords

1212/2323/3434

Play as written and/or:

Odds, Evens

1:4:7:10:13

1:5:9:13

1:8:3:10:5:12:7:2:9:4:11:6:1

1:6:11:4:9:2:7:12:5:10:3:8:1

Vary styles. ----/ / >>>>/ ^^^^

JC Heisler

① ②

③ ④

⑤ ⑥


⑦ ⑧

⑨ ⑩

⑪ ⑫

⑬ ⑭

15 16



17 18



19 20



21 22




23 24



25 26



27



Trumpet Diatonics

Major Tetrachord

1212/3232/3434

Play as written and/or:

Odds, Evens

1:4:7:10:13

1:5:9:13


1:8:3:10:5:12:7:2:9:4:11:6:1

1:6:11:4:9:2:7:12:5:10:3:8:1


Vary styles. ----/ / >>>>/ ^^^^

JC Heisler

15 16



17 18



19 20



21 22



23 24



25 26



27



Play as written and/or:

Odds, Evens

1:4:7:10:13

1:5:9:13

1:8:3:10:5:12:7:2:9:4:11:6:1

1:6:11:4:9:2:7:12:5:10:3:8:1

Trumpet Diatonics

Major Trichord 1231

JC Heisler

① 

③ 

⑤ 

⑦ 

⑨ 

⑪ 

⑬ 

15 16



17 18




19 20



21 22



23 24



25 26



27



Play as written and/or:

Odds, Evens

1:4:7:10:13

1:5:9:13

1:8:3:10:5:12:7:2:9:4:11:6:1

1:6:11:4:9:2:7:12:5:10:3:8:1

Trumpet Diatonics


Major Trichord 1321

JC Heisler


The image displays 14 numbered musical exercises for trumpet, arranged in two columns and seven rows. Each exercise is written in treble clef and 4/4 time. The exercises are as follows:

- Exercise 1:** Key of G major. Rhythmic pattern: quarter notes G, A, B, C, D, E, F#, G. Repeat sign. Rest.
- Exercise 2:** Key of D major. Rhythmic pattern: quarter notes G, A, B, C, D, E, F#, G. Repeat sign. Rest.
- Exercise 3:** Key of C major. Rhythmic pattern: quarter notes G, A, B, C, D, E, F, G. Repeat sign. Rest.
- Exercise 4:** Key of F# major. Rhythmic pattern: quarter notes G, A, B, C, D, E, F#, G. Repeat sign. Rest.
- Exercise 5:** Key of Bb major. Rhythmic pattern: quarter notes G, A, B, C, D, E, F, G. Repeat sign. Rest.
- Exercise 6:** Key of D major. Rhythmic pattern: quarter notes G, A, B, C, D, E, F#, G. Repeat sign. Rest.
- Exercise 7:** Key of Bb major. Rhythmic pattern: quarter notes G, A, B, C, D, E, F, G. Repeat sign. Rest.
- Exercise 8:** Key of G major. Rhythmic pattern: quarter notes G, A, B, C, D, E, F#, G. Repeat sign. Rest.
- Exercise 9:** Key of D major. Rhythmic pattern: quarter notes G, A, B, C, D, E, F#, G. Repeat sign. Rest.
- Exercise 10:** Key of Bb major. Rhythmic pattern: quarter notes G, A, B, C, D, E, F, G. Repeat sign. Rest.
- Exercise 11:** Key of D major. Rhythmic pattern: quarter notes G, A, B, C, D, E, F#, G. Repeat sign. Rest.
- Exercise 12:** Key of Bb major. Rhythmic pattern: quarter notes G, A, B, C, D, E, F, G. Repeat sign. Rest.
- Exercise 13:** Key of G major. Rhythmic pattern: quarter notes G, A, B, C, D, E, F#, G. Repeat sign. Rest.
- Exercise 14:** Key of D major. Rhythmic pattern: quarter notes G, A, B, C, D, E, F#, G. Repeat sign. Rest.

15 16




17 18



19 20



21 22



23 24



25 26



27



Trumpet Diatonics

Major Trichord 3213

Play as written and/or:

Odds, Evens

1:4:7:10:13

1:5:9:13

1:8:3:10:5:12:7:2:9:4:11:6:1

1:6:11:4:9:2:7:12:5:10:3:8:1

JC Heisler

The image displays 14 numbered musical exercises for trumpet, arranged in two columns and seven rows. Each exercise is written in treble clef and 4/4 time. Exercises 1 through 14 are grouped into pairs, with the first exercise of each pair in the left column and the second in the right column. Each exercise consists of a melodic line with a trichord pattern (3-2-1-3) and a final whole note. Exercises 1 and 2 are in G major. Exercises 3 and 4 are in F major. Exercises 5 and 6 are in B-flat major. Exercises 7 and 8 are in E-flat major. Exercises 9 and 10 are in D major. Exercises 11 and 12 are in A major. Exercises 13 and 14 are in C major. The exercises are numbered 1 through 14 in circles above each staff.

15 16

17 18

19 20

21 22

23 24

25 26

27

Play as written and/or:

Odds, Evens

1:4:7:10:13

1:5:9:13

1:8:3:10:5:12:7:2:9:4:11:6:1

1:6:11:4:9:2:7:12:5:10:3:8:1

Trumpet Diatonics

Major Trichord 3123

JC Heisler

The image displays 14 numbered musical exercises for trumpet, arranged in two columns and seven rows. Each exercise is written on a single staff in treble clef with a 4/4 time signature. Exercises 1 through 14 are organized as follows:

- Row 1: Exercise 1 (key of G major) and Exercise 2 (key of D major).
- Row 2: Exercise 3 (key of C major) and Exercise 4 (key of F# major).
- Row 3: Exercise 5 (key of Bb major) and Exercise 6 (key of D# major).
- Row 4: Exercise 7 (key of Ab major) and Exercise 8 (key of C# major).
- Row 5: Exercise 9 (key of E major) and Exercise 10 (key of Bb major).
- Row 6: Exercise 11 (key of A major) and Exercise 12 (key of F major).
- Row 7: Exercise 13 (key of G major) and Exercise 14 (key of D major).

Each exercise consists of a melodic line of eighth notes, often grouped with slurs, and a whole note bass line. The exercises are designed to be played as written or as odds/even exercises.

15 16

Exercise 15: Treble clef, G major (one sharp). Eighth-note pattern: G4-A4-B4-C5 (quarter), G4-A4-B4-C5 (quarter), G4-A4-B4-C5 (quarter), G4-A4-B4-C5 (quarter). Repeat sign. Exercise 16: Treble clef, B-flat major (two flats). Eighth-note pattern: Bb4-C5-Bb4-Ab4 (quarter), Bb4-Ab4-Gb4-Fb4 (quarter), Bb4-Ab4-Gb4-Fb4 (quarter), Bb4-Ab4-Gb4-Fb4 (quarter). Repeat sign.

17 18

Exercise 17: Treble clef, D major (two sharps). Eighth-note pattern: D4-E4-F#4-G4 (quarter), D4-E4-F#4-G4 (quarter), D4-E4-F#4-G4 (quarter), D4-E4-F#4-G4 (quarter). Repeat sign. Exercise 18: Treble clef, F major (one flat). Eighth-note pattern: F4-G4-A4-Bb4 (quarter), F4-G4-A4-Bb4 (quarter), F4-G4-A4-Bb4 (quarter), F4-G4-A4-Bb4 (quarter). Repeat sign.

19 20

Exercise 19: Treble clef, E major (three sharps). Eighth-note pattern: E4-F#4-G#4-A4 (quarter), E4-F#4-G#4-A4 (quarter), E4-F#4-G#4-A4 (quarter), E4-F#4-G#4-A4 (quarter). Repeat sign. Exercise 20: Treble clef, C major (no sharps or flats). Eighth-note pattern: C4-D4-E4-F4 (quarter), C4-D4-E4-F4 (quarter), C4-D4-E4-F4 (quarter), C4-D4-E4-F4 (quarter). Repeat sign.

21 22

Exercise 21: Treble clef, B-flat major (two flats). Eighth-note pattern: Bb4-C5-Bb4-Ab4 (quarter), Bb4-Ab4-Gb4-Fb4 (quarter), Bb4-Ab4-Gb4-Fb4 (quarter), Bb4-Ab4-Gb4-Fb4 (quarter). Repeat sign. Exercise 22: Treble clef, D major (two sharps). Eighth-note pattern: D4-E4-F#4-G4 (quarter), D4-E4-F#4-G4 (quarter), D4-E4-F#4-G4 (quarter), D4-E4-F#4-G4 (quarter). Repeat sign.

23 24

Exercise 23: Treble clef, B-flat major (two flats). Eighth-note pattern: Bb4-C5-Bb4-Ab4 (quarter), Bb4-Ab4-Gb4-Fb4 (quarter), Bb4-Ab4-Gb4-Fb4 (quarter), Bb4-Ab4-Gb4-Fb4 (quarter). Repeat sign. Exercise 24: Treble clef, D major (two sharps). Eighth-note pattern: D4-E4-F#4-G4 (quarter), D4-E4-F#4-G4 (quarter), D4-E4-F#4-G4 (quarter), D4-E4-F#4-G4 (quarter). Repeat sign.

25 26

Exercise 25: Treble clef, B-flat major (two flats). Eighth-note pattern: Bb4-C5-Bb4-Ab4 (quarter), Bb4-Ab4-Gb4-Fb4 (quarter), Bb4-Ab4-Gb4-Fb4 (quarter), Bb4-Ab4-Gb4-Fb4 (quarter). Repeat sign. Exercise 26: Treble clef, D major (two sharps). Eighth-note pattern: D4-E4-F#4-G4 (quarter), D4-E4-F#4-G4 (quarter), D4-E4-F#4-G4 (quarter), D4-E4-F#4-G4 (quarter). Repeat sign.

27

Exercise 27: Treble clef, G major (one sharp). Half-note pattern: G4-A4-B4-C5 (half), G4-A4-B4-C5 (half). Slur over both notes. Repeat sign.

Trumpet Diatonics

Major Patterns

Play as written and/or:

Odds, Evens

1:4:7:10:13

1:5:9:13


1:8:3:10:5:12:7:2:9:4:11:6:1

1:6:11:4:9:2:7:12:5:10:3:8:1

JC Heisler

The image displays 14 numbered musical exercises for trumpet diatonics, arranged in two columns and seven rows. Each exercise is written on a single staff in treble clef with a 4/4 time signature. Exercises 1 and 2 are in G major, 3 and 4 in D major, 5 and 6 in Bb major, 7 and 8 in F major, 9 and 10 in C major, 11 and 12 in G major, and 13 and 14 in D major. Each exercise consists of a sequence of eighth notes followed by a whole note. Exercises 1, 3, 5, 7, 9, 11, 13, and 14 feature a slur over the eighth notes. Exercises 2, 4, 6, 8, 10, 12, and 14 feature a slur over the eighth notes and a fermata over the final whole note. The exercises are numbered 1 through 14 in circles above each staff.

15 16




17 18



19 20



21 22



23 24



25 26



27



Trumpet Diatonics

Major Patterns 2

Play as written and/or:

Odds, Evens

1:4:7:10:13

1:5:9:13

1:8:3:10:5:12:7:2:9:4:11:6:1

1:6:11:4:9:2:7:12:5:10:3:8:1

JC Heisler

The musical score consists of 14 numbered patterns, each presented in a single staff in treble clef. Each pattern is a diatonic scale in a specific key signature, with a repeat sign at the end. The patterns are as follows:

- ①: G major, 4/4 time, quarter notes.
- ②: D major, 4/4 time, quarter notes.
- ③: C major, 4/4 time, quarter notes.
- ④: F# major, 4/4 time, quarter notes.
- ⑤: Bb major, 4/4 time, quarter notes.
- ⑥: D# major, 4/4 time, quarter notes.
- ⑦: Ab major, 4/4 time, quarter notes.
- ⑧: B major, 4/4 time, quarter notes.
- ⑨: C# major, 4/4 time, quarter notes.
- ⑩: F major, 4/4 time, quarter notes.
- ⑪: D major, 4/4 time, quarter notes.
- ⑫: Bb major, 4/4 time, quarter notes.
- ⑬: G major, 4/4 time, quarter notes.
- ⑭: D major, 4/4 time, quarter notes.

15 16




17 18




19 20



21 22



23 24



25 26



27



Book of Major
Trumpet Diatonics ©

Chapter Two

By JC Heisler

Play as written and/or:

Odds, Evens

1:4:7:10:13

1:5:9:13

1:8:3:10:5:12:7:2:9:4:11:6:1

1:6:11:4:9:2:7:12:5:10:3:8:1

Trumpet Diatonics

Major Triads

JC Heisler

The image displays 14 numbered musical exercises for trumpet, arranged in two columns. Each exercise is written on a single staff in treble clef with a 4/4 time signature. Exercises 1 through 14 are organized into seven pairs, with each pair sharing a common key signature. Exercises 1 and 2 are in G major; 3 and 4 in D major; 5 and 6 in B-flat major; 7 and 8 in E-flat major; 9 and 10 in C major; 11 and 12 in F major; and 13 and 14 in D major. Each exercise consists of a sequence of eighth notes, often beamed in groups of four, followed by a whole note. The notes are grouped by a slur, and each exercise concludes with a repeat sign. The exercises are numbered 1 through 14 in circles above the staves.

15 16




17 18




19 20



21 22



23 24



25 26



27



Trumpet Diatonics

Major Triads Down Up

Play as written and/or:

Odds, Evens

1:4:7:10:13

1:5:9:13

1:8:3:10:5:12:7:2:9:4:11:6:1

1:6:11:4:9:2:7:12:5:10:3:8:1


JC Heisler


The musical score consists of 14 numbered exercises, each presented on a single staff in treble clef. Each exercise is a diatonic scale in a specific key signature, with a circled number above the staff. Exercises 1 through 14 are as follows:


- 1: G major (one sharp)
- 2: A major (two sharps)
- 3: B major (three sharps)
- 4: C major (no sharps or flats)
- 5: D major (two sharps)
- 6: E major (three sharps)
- 7: F major (no sharps or flats)
- 8: G major (one sharp)
- 9: A major (two sharps)
- 10: B major (three sharps)
- 11: C major (no sharps or flats)
- 12: D major (two sharps)
- 13: E major (three sharps)
- 14: F major (no sharps or flats)

Each exercise is written as a single line of music, typically starting with a repeat sign and ending with a double bar line. The notes are beamed together in groups of four or five, and some exercises include slurs or breath marks. Exercises 1, 2, 3, 4, 5, 6, 7, 8, 9, 10, 11, 12, 13, and 14 are all written in 4/4 time.

15 

17 

19 

21 

23 

25 

27 

Play as written and/or:

Odds, Evens

1:4:7:10:13

1:5:9:13

1:8:3:10:5:12:7:2:9:4:11:6:1

1:6:11:4:9:2:7:12:5:10:3:8:1


Trumpet Diatonics

Major Triads 3135


JC Heisler

The image displays a musical score for trumpet diatonics, specifically focusing on major triads in the 3135 fingering. It consists of 14 numbered exercises, each presented on a single staff in treble clef with a 4/4 time signature. Each exercise is a two-measure phrase that begins with a repeat sign and a double bar line. The first measure of each exercise contains a continuous eighth-note scale, and the second measure contains a whole note. The exercises are organized into pairs, with the first measure of the pair in a specific key signature and the second measure in the key signature of the adjacent major triad. The key signatures for the first measures of the pairs are: 1) one sharp (F#), 2) two sharps (F#, C#), 3) one flat (Bb), 4) two sharps (F#, C#), 5) two flats (Bb, Eb), 6) one sharp (F#), 7) three flats (Bb, Eb, Ab), 8) two sharps (F#, C#), 9) three sharps (F#, C#, G#), 10) one flat (Bb), 11) three sharps (F#, C#, G#), 12) three flats (Bb, Eb, Ab), 13) one sharp (F#), and 14) two sharps (F#, C#). The notes in the scales are: 1) G4-A4-B4-C5, 2) A4-B4-C5-D5, 3) F4-G4-A4-B4, 4) G4-A4-B4-C5, 5) E4-F4-G4-A4, 6) F4-G4-A4-B4, 7) D4-E4-F4-G4, 8) E4-F4-G4-A4, 9) C4-D4-E4-F4, 10) D4-E4-F4-G4, 11) G4-A4-B4-C5, 12) F4-G4-A4-B4, 13) G4-A4-B4-C5, and 14) A4-B4-C5-D5.

15 16




17 18



19 20



21 22



23 24



25 26



27



Play as written and/or:

Odds, Evens

1:4:7:10:13

1:5:9:13

1:8:3:10:5:12:7:2:9:4:11:6:1

1:6:11:4:9:2:7:12:5:10:3:8:1

Trumpet Diatonics

Major Triads 3531

JC Heisler

The image displays 14 numbered musical exercises for trumpet, arranged in two columns and seven rows. Each exercise is written on a single staff in treble clef with a 4/4 time signature. Exercises 1 through 14 are numbered in circles above the first measure of each staff. Exercises 1, 2, 3, 4, 5, 6, 7, 8, 9, 10, 11, 12, 13, and 14 are all written in a single key signature (C major or G major) and consist of a sequence of eighth notes followed by a quarter note. Exercises 1 and 2 are in G major (one sharp), while exercises 3 through 14 are in C major (no sharps or flats). Exercises 1 and 2 are marked with a circled '1' and '2' respectively. Exercises 3 and 4 are marked with a circled '3' and '4' respectively. Exercises 5 and 6 are marked with a circled '5' and '6' respectively. Exercises 7 and 8 are marked with a circled '7' and '8' respectively. Exercises 9 and 10 are marked with a circled '9' and '10' respectively. Exercises 11 and 12 are marked with a circled '11' and '12' respectively. Exercises 13 and 14 are marked with a circled '13' and '14' respectively. Each exercise is followed by a double bar line and a quarter rest.


15 16




17 18




19 20



21 22



23 24



25 26



27



Play as written and/or:

Odds, Evens

1:4:7:10:13

1:5:9:13

1:8:3:10:5:12:7:2:9:4:11:6:1

1:6:11:4:9:2:7:12:5:10:3:8:1

Trumpet Diatonics

Major Triad 1313/1353


JC Heisler

The image displays 14 numbered musical exercises for trumpet, arranged in two columns and seven rows. Each exercise is written in treble clef and 4/4 time. Exercises 1 through 14 are grouped into pairs, with each pair sharing a common key signature. Exercises 1 and 2 are in G major (one sharp). Exercises 3 and 4 are in D major (two sharps). Exercises 5 and 6 are in B-flat major (two flats). Exercises 7 and 8 are in E-flat major (three flats). Exercises 9 and 10 are in A major (three sharps). Exercises 11 and 12 are in D major (two sharps). Exercises 13 and 14 are in G major (one sharp). Each exercise consists of a rhythmic pattern of eighth and sixteenth notes, often with a slur, followed by a whole note rest. The exercises are numbered 1 through 14 in circles above the staff.


15 16




17 18




19 20



21 22



23 24



25 26



27



Play as written and/or:

Odds, Evens

1:4:7:10:13

1:5:9:13

1:8:3:10:5:12:7:2:9:4:11:6:1

1:6:11:4:9:2:7:12:5:10:3:8:1


Trumpet Diatonics

Major Triad 1313/5353


JC Heisler

The image displays 14 numbered musical exercises for trumpet, arranged in two columns and seven rows. Each exercise is written in treble clef and consists of a rhythmic pattern of eighth notes, followed by a whole note rest. The exercises are numbered 1 through 14. The key signatures for the exercises are: 1 (one sharp), 2 (two sharps), 3 (no sharps or flats), 4 (three sharps), 5 (two flats), 6 (one sharp), 7 (three flats), 8 (two flats), 9 (three sharps), 10 (one flat), 11 (three sharps), 12 (three flats), 13 (one sharp), and 14 (three sharps). The rhythmic patterns for exercises 1-14 are: 1 (quarter, eighth, eighth, quarter, quarter, eighth, eighth, quarter), 2 (quarter, eighth, eighth, quarter, quarter, eighth, eighth, quarter), 3 (quarter, eighth, eighth, quarter, quarter, eighth, eighth, quarter), 4 (quarter, eighth, eighth, quarter, quarter, eighth, eighth, quarter), 5 (quarter, eighth, eighth, quarter, quarter, eighth, eighth, quarter), 6 (quarter, eighth, eighth, quarter, quarter, eighth, eighth, quarter), 7 (quarter, eighth, eighth, quarter, quarter, eighth, eighth, quarter), 8 (quarter, eighth, eighth, quarter, quarter, eighth, eighth, quarter), 9 (quarter, eighth, eighth, quarter, quarter, eighth, eighth, quarter), 10 (quarter, eighth, eighth, quarter, quarter, eighth, eighth, quarter), 11 (quarter, eighth, eighth, quarter, quarter, eighth, eighth, quarter), 12 (quarter, eighth, eighth, quarter, quarter, eighth, eighth, quarter), 13 (quarter, eighth, eighth, quarter, quarter, eighth, eighth, quarter), and 14 (quarter, eighth, eighth, quarter, quarter, eighth, eighth, quarter).

15 16




17 18



19 20



21 22



23 24



25 26



27



Trumpet Diatonics

Revolving Down Triads

Play as written and/or:

Odds, Evens

1:4:7:10:13

1:5:9:13

1:8:3:10:5:12:7:2:9:4:11:6:1

1:6:11:4:9:2:7:12:5:10:3:8:1

JC Heisler

The musical score consists of 14 numbered exercises, each presented on a single staff in treble clef. Each exercise is a 4-measure phrase in 4/4 time, starting with a repeat sign. The exercises are as follows:

- Exercise 1:** Key of G major. Measures 1-4: G4, A4, B4, C5 (quarter notes). Measure 5: D5 (quarter note). Measure 6: C5, B4, A4, G4 (quarter notes). Measure 7: F#4 (quarter note).
- Exercise 2:** Key of A major. Measures 1-4: A4, B4, C5, D5 (quarter notes). Measure 5: E5 (quarter note). Measure 6: D5, C5, B4, A4 (quarter notes). Measure 7: G#4 (quarter note).
- Exercise 3:** Key of B major. Measures 1-4: B4, C5, D5, E5 (quarter notes). Measure 5: F#5 (quarter note). Measure 6: E5, D5, C5, B4 (quarter notes). Measure 7: A#4 (quarter note).
- Exercise 4:** Key of C major. Measures 1-4: C5, D5, E5, F#5 (quarter notes). Measure 5: G5 (quarter note). Measure 6: F#5, E5, D5, C5 (quarter notes). Measure 7: B4 (quarter note).
- Exercise 5:** Key of D major. Measures 1-4: D5, E5, F#5, G5 (quarter notes). Measure 5: A5 (quarter note). Measure 6: G5, F#5, E5, D5 (quarter notes). Measure 7: C#4 (quarter note).
- Exercise 6:** Key of E major. Measures 1-4: E5, F#5, G5, A5 (quarter notes). Measure 5: B5 (quarter note). Measure 6: A5, G5, F#5, E5 (quarter notes). Measure 7: D#4 (quarter note).
- Exercise 7:** Key of F major. Measures 1-4: F5, G5, A5, B5 (quarter notes). Measure 5: C6 (quarter note). Measure 6: B5, A5, G5, F5 (quarter notes). Measure 7: E4 (quarter note).
- Exercise 8:** Key of G major. Measures 1-4: G5, A5, B5, C6 (quarter notes). Measure 5: D6 (quarter note). Measure 6: C6, B5, A5, G5 (quarter notes). Measure 7: F#4 (quarter note).
- Exercise 9:** Key of A major. Measures 1-4: A5, B5, C6, D6 (quarter notes). Measure 5: E6 (quarter note). Measure 6: D6, C6, B5, A5 (quarter notes). Measure 7: G#4 (quarter note).
- Exercise 10:** Key of B major. Measures 1-4: B5, C6, D6, E6 (quarter notes). Measure 5: F#6 (quarter note). Measure 6: E6, D6, C6, B5 (quarter notes). Measure 7: A#4 (quarter note).
- Exercise 11:** Key of C major. Measures 1-4: C6, D6, E6, F#6 (quarter notes). Measure 5: G6 (quarter note). Measure 6: F#6, E6, D6, C6 (quarter notes). Measure 7: B4 (quarter note).
- Exercise 12:** Key of D major. Measures 1-4: D6, E6, F#6, G6 (quarter notes). Measure 5: A6 (quarter note). Measure 6: G6, F#6, E6, D6 (quarter notes). Measure 7: C#4 (quarter note).
- Exercise 13:** Key of E major. Measures 1-4: E6, F#6, G6, A6 (quarter notes). Measure 5: B6 (quarter note). Measure 6: A6, G6, F#6, E6 (quarter notes). Measure 7: D#4 (quarter note).
- Exercise 14:** Key of F major. Measures 1-4: F6, G6, A6, B6 (quarter notes). Measure 5: C7 (quarter note). Measure 6: B6, A6, G6, F6 (quarter notes). Measure 7: E4 (quarter note).

15 16

3 3 3 3

17 18

3 3 3 3

19 20

3 3 3 3

21 22

3 3 3 3

23 24

3 3 3 3

25 26

3 3 3 3

27

3 3 3 3

Play as written and/or:

Odds, Evens

1:4:7:10:13

1:5:9:13

1:8:3:10:5:12:7:2:9:4:11:6:1

1:6:11:4:9:2:7:12:5:10:3:8:1

Trumpet Diatonics

Revolving Up Triads

JC Heisler

The musical score consists of 14 numbered exercises, each presented on a single staff with a treble clef and a 4/4 time signature. Each exercise is a diatonic revolving up triad, meaning it consists of four eighth notes beamed together, with the interval between notes increasing by one semitone in each successive note. The exercises are numbered 1 through 14 and are arranged in pairs on seven lines of music. Each exercise is marked with a circled number above the staff. The key signatures for the exercises are: 1 (one sharp), 2 (two sharps), 3 (three sharps), 4 (three sharps), 5 (three flats), 6 (two sharps), 7 (three flats), 8 (three flats), 9 (three sharps), 10 (two flats), 11 (three sharps), 12 (three flats), 13 (one sharp), and 14 (two sharps). Each exercise is followed by a whole rest. The exercises are: 1 (one sharp), 2 (two sharps), 3 (three sharps), 4 (three sharps), 5 (three flats), 6 (two sharps), 7 (three flats), 8 (three flats), 9 (three sharps), 10 (two flats), 11 (three sharps), 12 (three flats), 13 (one sharp), and 14 (two sharps).

15 16

17 18

19 20

21 22

23 24

25 26

27

Play as written and/or:

Odds, Evens

1:4:7:10:13

1:5:9:13

1:8:3:10:5:12:7:2:9:4:11:6:1

1:6:11:4:9:2:7:12:5:10:3:8:1


Trumpet Diatonics

Major Thirds

JC Heisler

The image displays a musical score for trumpet diatonics, specifically focusing on major thirds. It consists of 14 numbered exercises, each presented on a single staff of music. Each exercise is a two-measure phrase in 4/4 time, starting with a repeat sign. The exercises are arranged in pairs on seven lines of music. Exercises 1, 3, 5, 7, 9, 11, and 13 are in the key of G major (one sharp). Exercises 2, 4, 6, 8, 10, 12, and 14 are in the key of D major (two sharps). Each exercise features a sequence of eighth notes, with a slur under the first measure and a fermata over the second measure. The notes in each exercise represent a major third interval across the diatonic scale.

15 16




17 18




19 20



21 22



23 24



25 26



27



Play as written and/or:

Odds, Evens

1:4:7:10:13

1:5:9:13

1:8:3:10:5:12:7:2:9:4:11:6:1

1:6:11:4:9:2:7:12:5:10:3:8:1

Trumpet Diatonics

Major Thirds Up Down

JC Heisler

The image displays 14 numbered musical exercises for trumpet, arranged in two columns and seven rows. Each exercise is written on a single staff in treble clef with a 4/4 time signature. Exercises 1 through 14 are organized as follows:

- Exercise 1: Key of G major, ascending and descending.
- Exercise 2: Key of A major, ascending and descending.
- Exercise 3: Key of B major, ascending and descending.
- Exercise 4: Key of C major, ascending and descending.
- Exercise 5: Key of D major, ascending and descending.
- Exercise 6: Key of E major, ascending and descending.
- Exercise 7: Key of F major, ascending and descending.
- Exercise 8: Key of G major, ascending and descending.
- Exercise 9: Key of A major, ascending and descending.
- Exercise 10: Key of B major, ascending and descending.
- Exercise 11: Key of C major, ascending and descending.
- Exercise 12: Key of D major, ascending and descending.
- Exercise 13: Key of E major, ascending and descending.
- Exercise 14: Key of F major, ascending and descending.

Each exercise consists of a rhythmic pattern of eighth notes followed by a final quarter note. The exercises are numbered 1 through 14 in circles above the first measure of each staff.

15 16



17 18



19 20




21 22



23 24



25 26



27



Trumpet Diatonics

Major Thirds Down Down

Play as written and/or:

Odds, Evens

1:4:7:10:13


1:5:9:13


1:8:3:10:5:12:7:2:9:4:11:6:1

1:6:11:4:9:2:7:12:5:10:3:8:1


JC Heisler

① 

③ 

⑤ 

⑦ 

⑨ 

⑪ 

⑬ 

15 16

Exercise 15: Treble clef, G major (one sharp). Eighth-note pattern: G4-A4-B4-C5 (quarter), G4-A4-B4-C5 (quarter), G4-A4-B4-C5 (quarter), G4-A4-B4-C5 (quarter). Repeat sign. Exercise 16: Treble clef, B-flat major (two flats). Eighth-note pattern: B3-C4-D4-E4 (quarter), B3-C4-D4-E4 (quarter), B3-C4-D4-E4 (quarter), B3-C4-D4-E4 (quarter). Repeat sign.

17 18

Exercise 17: Treble clef, D major (two sharps). Eighth-note pattern: D4-E4-F#4-G#4 (quarter), D4-E4-F#4-G#4 (quarter), D4-E4-F#4-G#4 (quarter), D4-E4-F#4-G#4 (quarter). Repeat sign. Exercise 18: Treble clef, F major (one flat). Eighth-note pattern: F4-G4-A4-B4 (quarter), F4-G4-A4-B4 (quarter), F4-G4-A4-B4 (quarter), F4-G4-A4-B4 (quarter). Repeat sign.

19 20

Exercise 19: Treble clef, E major (three sharps). Eighth-note pattern: E4-F#4-G#4-A#4 (quarter), E4-F#4-G#4-A#4 (quarter), E4-F#4-G#4-A#4 (quarter), E4-F#4-G#4-A#4 (quarter). Repeat sign. Exercise 20: Treble clef, C major (no sharps or flats). Eighth-note pattern: C4-D4-E4-F4 (quarter), C4-D4-E4-F4 (quarter), C4-D4-E4-F4 (quarter), C4-D4-E4-F4 (quarter). Repeat sign.

21 22

Exercise 21: Treble clef, B-flat major (two flats). Eighth-note pattern: B3-C4-D4-E4 (quarter), B3-C4-D4-E4 (quarter), B3-C4-D4-E4 (quarter), B3-C4-D4-E4 (quarter). Repeat sign. Exercise 22: Treble clef, D major (two sharps). Eighth-note pattern: D4-E4-F#4-G#4 (quarter), D4-E4-F#4-G#4 (quarter), D4-E4-F#4-G#4 (quarter), D4-E4-F#4-G#4 (quarter). Repeat sign.

23 24

Exercise 23: Treble clef, B-flat major (two flats). Eighth-note pattern: B3-C4-D4-E4 (quarter), B3-C4-D4-E4 (quarter), B3-C4-D4-E4 (quarter), B3-C4-D4-E4 (quarter). Repeat sign. Exercise 24: Treble clef, D major (two sharps). Eighth-note pattern: D4-E4-F#4-G#4 (quarter), D4-E4-F#4-G#4 (quarter), D4-E4-F#4-G#4 (quarter), D4-E4-F#4-G#4 (quarter). Repeat sign.

25 26

Exercise 25: Treble clef, B-flat major (two flats). Eighth-note pattern: B3-C4-D4-E4 (quarter), B3-C4-D4-E4 (quarter), B3-C4-D4-E4 (quarter), B3-C4-D4-E4 (quarter). Repeat sign. Exercise 26: Treble clef, D major (two sharps). Eighth-note pattern: D4-E4-F#4-G#4 (quarter), D4-E4-F#4-G#4 (quarter), D4-E4-F#4-G#4 (quarter), D4-E4-F#4-G#4 (quarter). Repeat sign.

27

Exercise 27: Treble clef, G major (one sharp). Half-note pattern: G4-A4-B4-C5 (half), G4-A4-B4-C5 (half). Repeat sign.

Trumpet Diatonics

Major Thirds Down Up

Play as written and/or:

Odds, Evens

1:4:7:10:13

1:5:9:13

1:8:3:10:5:12:7:2:9:4:11:6:1

1:6:11:4:9:2:7:12:5:10:3:8:1

JC Heisler

The musical score consists of 14 numbered exercises, each presented on a single staff in treble clef with a 4/4 time signature. Each exercise is divided into two parts: a descending sequence of notes and an ascending sequence of notes, both starting and ending on the same pitch. The exercises are numbered 1 through 14 and are arranged in pairs across seven rows. The keys for the exercises are: 1 (F#), 2 (C#), 3 (Bb), 4 (F#), 5 (Bb), 6 (F#), 7 (Bb), 8 (Bb), 9 (F#), 10 (Bb), 11 (F#), 12 (Bb), 13 (F#), and 14 (F#). Each exercise begins with a circled number above the staff. The notes are beamed in groups of four, and the descending and ascending phrases are connected by a slur. The exercises are designed to be played as written or as odds and evens.

15 

17 

19 

21 

23 

25 

27 

Trumpet Diatonics

Major Chords

Play as written and/or:

Odds, Evens


1:4:7:10:13


1:5:9:13


1:8:3:10:5:12:7:2:9:4:11:6:1

1:6:11:4:9:2:7:12:5:10:3:8:1


JC Heisler


① 


③ 



⑤ 



⑦ 


⑨ 



⑪ 



⑬ 

15  16 

17  18 

19  20 

21  22 

23  24 

25  26 

27 

Trumpet Diatonics

Major First Inversion Triads

Play as written and/or:

Odds, Evens

1:4:7:10:13

1:5:9:13

1:8:3:10:5:12:7:2:9:4:11:6:1

1:6:11:4:9:2:7:12:5:10:3:8:1

JC Heisler

15 16

17 18

19 20

21 22

23 24

25 26

27

Trumpet Diatonics

Major 1st Inv. Triads 3535/3515

Play as written and/or:

Odds, Evens

1:4:7:10:13

1:5:9:13

1:8:3:10:5:12:7:2:9:4:11:6:1

1:6:11:4:9:2:7:12:5:10:3:8:1

JC Heisler

①

②

③

④

⑤

⑥

⑦

⑧

⑨



⑩

⑪



⑫

⑬



⑭

⑮  ⑯ 

Exercise 15: Treble clef, key signature of two sharps (F# and C#), 2/4 time. It consists of two measures of eighth-note runs, followed by a whole note. Exercise 16: Treble clef, key signature of one flat (F), 2/4 time. It consists of two measures of eighth-note runs, followed by a whole note.

⑰  ⑱ 

Exercise 17: Treble clef, key signature of three sharps (F#, C#, G#), 2/4 time. It consists of two measures of eighth-note runs, followed by a whole note. Exercise 18: Bass clef, key signature of one flat (F), 2/4 time. It consists of two measures of eighth-note runs, followed by a whole note.

⑲  ⑳ 



Exercise 19: Treble clef, key signature of four sharps (F#, C#, G#, D#), 2/4 time. It consists of two measures of eighth-note runs, followed by a whole note. Exercise 20: Treble clef, key signature of one sharp (F#), 2/4 time. It consists of two measures of eighth-note runs, followed by a whole note.

㉑  ㉒ 

Exercise 21: Treble clef, key signature of three flats (Bb, Eb, Ab), 2/4 time. It consists of two measures of eighth-note runs, followed by a whole note. Exercise 22: Treble clef, key signature of two sharps (F# and C#), 2/4 time. It consists of two measures of eighth-note runs, followed by a whole note.

㉓  ㉔ 

Exercise 23: Treble clef, key signature of two flats (Bb and Eb), 2/4 time. It consists of two measures of eighth-note runs, followed by a whole note. Exercise 24: Treble clef, key signature of three sharps (F#, C#, G#), 2/4 time. It consists of two measures of eighth-note runs, followed by a whole note.

㉕  ㉖ 

Exercise 25: Treble clef, key signature of one sharp (F#), 2/4 time. It consists of two measures of eighth-note runs, followed by a whole note. Exercise 26: Bass clef, key signature of three flats (Bb, Eb, Ab), 2/4 time. It consists of two measures of eighth-note runs, followed by a whole note.

㉗ 

Exercise 27: Treble clef, key signature of two sharps (F# and C#), 2/4 time. It consists of two measures of eighth-note runs, followed by a whole note.

Trumpet Diatonics

Major First Inversion Triads

Revolving Down

Play as written and/or:

Odds, Evens

1:4:7:10:13

1:5:9:13

1:8:3:10:5:12:7:2:9:4:11:6:1

1:6:11:4:9:2:7:12:5:10:3:8:1

JC Heisler

15 16

Exercise 15: Treble clef, G major (one sharp). Eighth-note triplets: G4-A4-B4, A4-G4-F4, G4-A4-B4, A4-G4-F4. Exercise 16: Treble clef, G minor (two flats). Eighth-note triplets: G4-A4-B4, A4-G4-F4, G4-A4-B4, A4-G4-F4.

17 18

Exercise 17: Treble clef, D major (two sharps). Eighth-note triplets: D4-E4-F4, E4-D4-C4, D4-E4-F4, E4-D4-C4. Exercise 18: Treble clef, D minor (two flats). Eighth-note triplets: D4-E4-F4, E4-D4-C4, D4-E4-F4, E4-D4-C4.

19 20

Exercise 19: Treble clef, A major (three sharps). Eighth-note triplets: A4-B4-C5, B4-A4-G4, A4-B4-C5, B4-A4-G4. Exercise 20: Treble clef, A minor (three sharps). Eighth-note triplets: A4-B4-C5, B4-A4-G4, A4-B4-C5, B4-A4-G4.

21 22

Exercise 21: Treble clef, E minor (three flats). Eighth-note triplets: E4-F4-G4, F4-E4-D4, E4-F4-G4, F4-E4-D4. Exercise 22: Treble clef, E major (four sharps). Eighth-note triplets: E4-F4-G4, F4-E4-D4, E4-F4-G4, F4-E4-D4.

23 24

Exercise 23: Treble clef, B minor (four flats). Eighth-note triplets: B4-C5-D5, C5-B4-A4, B4-C5-D5, C5-B4-A4. Exercise 24: Treble clef, B major (five sharps). Eighth-note triplets: B4-C5-D5, C5-B4-A4, B4-C5-D5, C5-B4-A4.

25 26

Exercise 25: Treble clef, F major (one flat). Eighth-note triplets: F4-G4-A4, G4-F4-E4, F4-G4-A4, G4-F4-E4. Exercise 26: Treble clef, F minor (two flats). Eighth-note triplets: F4-G4-A4, G4-F4-E4, F4-G4-A4, G4-F4-E4.

27

Exercise 27: Treble clef, G major (one sharp). Eighth-note triplets: G4-A4-B4, A4-G4-F4, G4-A4-B4, A4-G4-F4.

Trumpet Diatonics

Major First Inversion Triads

Revolving Up

JC Heisler

Play as written and/or:

Odds, Evens

1:4:7:10:13

1:5:9:13

1:8:3:10:5:12:7:2:9:4:11:6:1

1:6:11:4:9:2:7:12:5:10:3:8:1

The musical score consists of 14 numbered exercises, each on a single staff of music in treble clef, 4/4 time. Each exercise features a sequence of four eighth-note triplets, followed by a quarter note and an eighth note, all under a slur. The exercises are designed to be played as written or as odds/even exercises.

- Exercise 1: Key of D major (two sharps), starting on D4.
- Exercise 2: Key of B major (two sharps), starting on B3.
- Exercise 3: Key of G major (one sharp), starting on G3.
- Exercise 4: Key of E major (three sharps), starting on E3.
- Exercise 5: Key of C major (no sharps or flats), starting on C3.
- Exercise 6: Key of A major (three sharps), starting on A2.
- Exercise 7: Key of F major (one flat), starting on F2.
- Exercise 8: Key of D major (two sharps), starting on D2.
- Exercise 9: Key of B major (two sharps), starting on B1.
- Exercise 10: Key of G major (one sharp), starting on G1.
- Exercise 11: Key of E major (three sharps), starting on E1.
- Exercise 12: Key of C major (no sharps or flats), starting on C1.
- Exercise 13: Key of A major (three sharps), starting on A0.
- Exercise 14: Key of F major (one flat), starting on F0.

15 16

17 18

19 20

21 22

23 24

25 26

27

Trumpet Diatonics

Major Second Inversion Triads

Play as written and/or:

Odds, Evens

1:4:7:10:13

1:5:9:13


1:8:3:10:5:12:7:2:9:4:11:6:1

1:6:11:4:9:2:7:12:5:10:3:8:1

JC Heisler

The image displays 14 numbered musical exercises for trumpet, arranged in two columns and seven rows. Each exercise is written on a single staff in treble clef with a 4/4 time signature. Exercises 1 through 13 feature a sequence of eighth-note chords, with a slur under the first four notes of each exercise. Exercise 14 features a sequence of eighth-note chords, with a slur under the first four notes. The exercises progress through the major second inversion triads of the twelve major keys: 1. B-flat major, 2. C major, 3. C minor, 4. D major, 5. D major, 6. E-flat major, 7. E major, 8. F major, 9. F major, 10. F minor, 11. G major, 12. G major, 13. A-flat major, 14. A major.


15 16




17 18




19 20




21 22



23 24



25 26



27



Trumpet Diatonics

Major 2nd Inv. Triads 5151/5131

Play as written and/or:

Odds, Evens

1:4:7:10:13

1:5:9:13

1:8:3:10:5:12:7:2:9:4:11:6:1

1:6:11:4:9:2:7:12:5:10:3:8:1

JC Heisler

① ②

③ ④

⑤ ⑥


⑦ ⑧

⑨ ⑩

⑪ ⑫

⑬ ⑭


15 16



17 18



19 20



21 22



23 24



25 26



27



Trumpet Diatonics

Major Second Inversion Triads

Revolving Down

Play as written and/or:

Odds, Evens

1:4:7:10:13

1:5:9:13

1:8:3:10:5:12:7:2:9:4:11:6:1

1:6:11:4:9:2:7:12:5:10:3:8:1

JC Heisler

① ②

③ ④



⑤ ⑥



⑦ ⑧



⑨ ⑩



⑪ ⑫

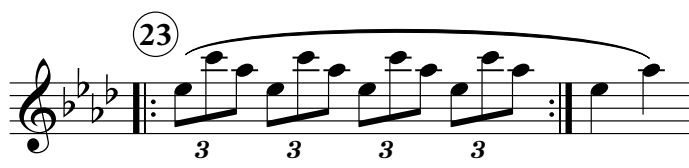

⑬ ⑭



15  16 

17  18 

19  20 

21  22 

23  24 

25  26 

27 

Trumpet Diatonics

Major Second Inversion Triads

Revolving Up

Play as written and/or:

Odds, Evens

1:4:7:10:13

1:5:9:13

1:8:3:10:5:12:7:2:9:4:11:6:1

1:6:11:4:9:2:7:12:5:10:3:8:1

JC Heisler

① ②

③ ④


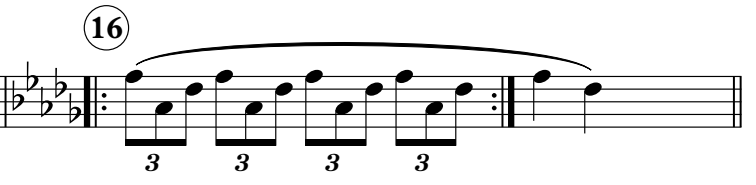
⑤ ⑥

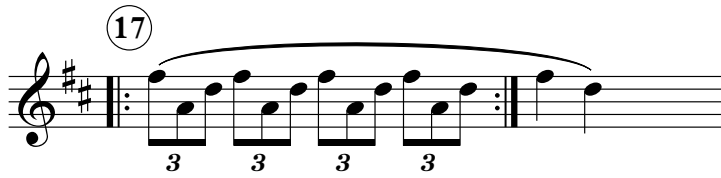

⑦ ⑧



⑨ ⑩



⑪ ⑫

⑬ ⑭



15  16 


17  18 

19  20 

21  22 

23  24 

25  26 

27 

Play as written and/or:

Odds, Evens

1:4:7:10:13

1:5:9:13

1:8:3:10:5:12:7:2:9:4:11:6:1

1:6:11:4:9:2:7:12:5:10:3:8:1

Trumpet Diatonics

Major Arpeggios


JC Heisler

① 


③ 

⑤ 

⑦ 

⑨ 

⑪ 

⑬ 


15 

17 

19 

21 

23 

25 

27 

Play as written and/or:

Odds, Evens

1:4:7:10:13

1:5:9:13

1:8:3:10:5:12:7:2:9:4:11:6:1

1:6:11:4:9:2:7:12:5:10:3:8:1

Trumpet Diatonics

Major Triad Reflections

Up Down

JC Heisler

The image displays 14 numbered musical exercises for trumpet, arranged in two columns and seven rows. Each exercise is written on a single staff in treble clef with a 4/4 time signature. The exercises are organized into pairs, with the first exercise of each pair starting on a whole note and the second starting on a half note. The exercises are as follows:

- Exercise 1:** Starts on G4, ascending and then descending diatonically.
- Exercise 2:** Starts on A4, ascending and then descending diatonically.
- Exercise 3:** Starts on B4, ascending and then descending diatonically.
- Exercise 4:** Starts on C5, ascending and then descending diatonically.
- Exercise 5:** Starts on D4, ascending and then descending diatonically.
- Exercise 6:** Starts on E4, ascending and then descending diatonically.
- Exercise 7:** Starts on F4, ascending and then descending diatonically.
- Exercise 8:** Starts on G4, ascending and then descending diatonically.
- Exercise 9:** Starts on A4, ascending and then descending diatonically.
- Exercise 10:** Starts on B4, ascending and then descending diatonically.
- Exercise 11:** Starts on C5, ascending and then descending diatonically.
- Exercise 12:** Starts on D4, ascending and then descending diatonically.
- Exercise 13:** Starts on E4, ascending and then descending diatonically.
- Exercise 14:** Starts on F4, ascending and then descending diatonically.


15 16



17 18




19 20




21 22



23 24



25 26



27



Trumpet Diatonics

Major Triad Reflections

Down Up

Play as written and/or:

Odds, Evens

1:4:7:10:13

1:5:9:13


1:8:3:10:5:12:7:2:9:4:11:6:1

1:6:11:4:9:2:7:12:5:10:3:8:1

JC Heisler

The image displays 14 numbered musical exercises for trumpet, arranged in two columns and seven rows. Each exercise is written on a single staff in treble clef. Exercises 1 through 10 are in 4/4 time, while exercises 11 through 14 are in 3/4 time. Exercises 1-10 feature a 'Down Up' pattern: a descending eighth-note scale followed by an ascending eighth-note scale, both starting on the same note. Exercises 11-14 feature an 'Up Down' pattern: an ascending eighth-note scale followed by a descending eighth-note scale, both starting on the same note. The exercises are numbered 1 through 14, with each exercise consisting of a melodic phrase followed by a whole rest. The key signatures and starting notes vary for each exercise, covering various major triads and their reflections.


15 16



17 18



19 20



21 22



23 24



25 26



27



Trumpet Diatonics

Major Arpeggio Reflections Up Down

JC Heisler

①

Musical staff 1: Major Arpeggio Reflections Up Down in G major (one sharp). The staff shows a sequence of arpeggios starting on G4, moving up and then down, with a repeat sign and a final whole note G4.

②

Musical staff 2: Major Arpeggio Reflections Up Down in F major (no sharps or flats). The staff shows a sequence of arpeggios starting on F4, moving up and then down, with a repeat sign and a final whole note F4.

③

Musical staff 3: Major Arpeggio Reflections Up Down in D major (two sharps). The staff shows a sequence of arpeggios starting on D4, moving up and then down, with a repeat sign and a final whole note D4.

④

Musical staff 4: Major Arpeggio Reflections Up Down in C major (no sharps or flats). The staff shows a sequence of arpeggios starting on C4, moving up and then down, with a repeat sign and a final whole note C4.

⑤

Musical staff 5: Major Arpeggio Reflections Up Down in A major (three sharps). The staff shows a sequence of arpeggios starting on A4, moving up and then down, with a repeat sign and a final whole note A4.

⑥

Musical staff 6: Major Arpeggio Reflections Up Down in E major (four sharps). The staff shows a sequence of arpeggios starting on E4, moving up and then down, with a repeat sign and a final whole note E4.

⑦

Musical staff 7: Major Arpeggio Reflections Up Down in B major (five sharps). The staff shows a sequence of arpeggios starting on B4, moving up and then down, with a repeat sign and a final whole note B4.

⑧

Musical staff 8: Major Arpeggio Reflections Up Down in F# major (six sharps). The staff shows a sequence of arpeggios starting on F#4, moving up and then down, with a repeat sign and a final whole note F#4.

⑨

Musical staff 9: Major Arpeggio Reflections Up Down in D# major (seven sharps). The staff shows a sequence of arpeggios starting on D#4, moving up and then down, with a repeat sign and a final whole note D#4.

10

Musical staff 10: Treble clef, key signature of three sharps (F#, C#, G#), 2/4 time signature. The staff contains a sequence of eighth notes with slurs and ties, followed by a whole note rest.

11

Musical staff 11: Treble clef, key signature of two flats (Bb, Eb), 2/4 time signature. The staff contains a sequence of eighth notes with slurs and ties, followed by a whole note rest.

12

Musical staff 12: Treble clef, key signature of one sharp (F#), 2/4 time signature. The staff contains a sequence of eighth notes with slurs and ties, followed by a whole note rest.

13

Musical staff 13: Treble clef, key signature of two flats (Bb, Eb), 2/4 time signature. The staff contains a sequence of eighth notes with slurs and ties, followed by a whole note rest.

14

Musical staff 14: Treble clef, key signature of three sharps (F#, C#, G#), 2/4 time signature. The staff contains a sequence of eighth notes with slurs and ties, followed by a whole note rest.

15

Musical staff 15: Treble clef, key signature of two flats (Bb, Eb), 2/4 time signature. The staff contains a sequence of eighth notes with slurs and ties, followed by a whole note rest.

16

Musical staff 16: Treble clef, key signature of three sharps (F#, C#, G#), 2/4 time signature. The staff contains a sequence of eighth notes with slurs and ties, followed by a whole note rest.

17

Musical staff 17: Treble clef, key signature of two flats (Bb, Eb), 2/4 time signature. The staff contains a sequence of eighth notes with slurs and ties, followed by a whole note rest.

18

Musical staff 18: Treble clef, key signature of one sharp (F#), 2/4 time signature. The staff contains a sequence of eighth notes with slurs and ties, followed by a whole note rest.

Trumpet Diatonics

Major Arpeggio Reflections Down Up

JC Heisler

①



②



③



④



⑤



⑥



⑦



⑧



⑨



10

Musical staff 10: Treble clef, key signature of three sharps (F#, C#, G#), 2/4 time signature. The staff contains a sequence of eighth-note patterns with slurs and ties, ending with a whole note rest.

11

Musical staff 11: Treble clef, key signature of two flats (Bb, Eb), 2/4 time signature. The staff contains a sequence of eighth-note patterns with slurs and ties, ending with a whole note rest.

12

Musical staff 12: Treble clef, key signature of one sharp (F#), 2/4 time signature. The staff contains a sequence of eighth-note patterns with slurs and ties, ending with a whole note rest.

13

Musical staff 13: Treble clef, key signature of two flats (Bb, Eb), 2/4 time signature. The staff contains a sequence of eighth-note patterns with slurs and ties, ending with a whole note rest.

14

Musical staff 14: Treble clef, key signature of three sharps (F#, C#, G#), 2/4 time signature. The staff contains a sequence of eighth-note patterns with slurs and ties, ending with a whole note rest.

15

Musical staff 15: Treble clef, key signature of two flats (Bb, Eb), 2/4 time signature. The staff contains a sequence of eighth-note patterns with slurs and ties, ending with a whole note rest.

16

Musical staff 16: Treble clef, key signature of three sharps (F#, C#, G#), 2/4 time signature. The staff contains a sequence of eighth-note patterns with slurs and ties, ending with a whole note rest.

17

Musical staff 17: Treble clef, key signature of two flats (Bb, Eb), 2/4 time signature. The staff contains a sequence of eighth-note patterns with slurs and ties, ending with a whole note rest.

18

Musical staff 18: Treble clef, key signature of one sharp (F#), 2/4 time signature. The staff contains a sequence of eighth-note patterns with slurs and ties, ending with a whole note rest.

Trumpet Diatonics

Major First Inversion

Arpeggio Reflections Up Down

JC Heisler

①

②

③

④

⑤

⑥

⑦

⑧

⑨

10

10

11

11

12

12

13

13

14

14

15

15

16

16

17

17

18

18

Trumpet Diatonics

Major Second Inversion

Arpeggio Reflections Up Down

JC Heisler

①

①

②

②

③

③

④

④

⑤

⑤

⑥

⑥

⑦

⑦

⑧

⑧

⑨

⑨

10

Musical staff 10: Treble clef, key signature of three sharps (F#, C#, G#), 2/4 time signature. The staff contains a sequence of eighth notes with slurs, followed by a whole note rest.

11

Musical staff 11: Treble clef, key signature of two flats (Bb, Eb), 2/4 time signature. The staff contains a sequence of eighth notes with slurs, followed by a whole note rest.

12

Musical staff 12: Treble clef, key signature of one sharp (F#), 2/4 time signature. The staff contains a sequence of eighth notes with slurs, followed by a whole note rest.

13

Musical staff 13: Treble clef, key signature of two flats (Bb, Eb), 2/4 time signature. The staff contains a sequence of eighth notes with slurs, followed by a whole note rest.

14

Musical staff 14: Treble clef, key signature of three sharps (F#, C#, G#), 2/4 time signature. The staff contains a sequence of eighth notes with slurs, followed by a whole note rest.

15

Musical staff 15: Treble clef, key signature of two flats (Bb, Eb), 2/4 time signature. The staff contains a sequence of eighth notes with slurs, followed by a whole note rest.

16

Musical staff 16: Treble clef, key signature of three sharps (F#, C#, G#), 2/4 time signature. The staff contains a sequence of eighth notes with slurs, followed by a whole note rest.

17

Musical staff 17: Treble clef, key signature of two flats (Bb, Eb), 2/4 time signature. The staff contains a sequence of eighth notes with slurs, followed by a whole note rest.

18

Musical staff 18: Treble clef, key signature of one sharp (F#), 2/4 time signature. The staff contains a sequence of eighth notes with slurs, followed by a whole note rest.

Book of Major
Trumpet Diatonics ©

Chapter Three

By JC Heisler

Play as written and/or:

Odds, Evens

1:4:7:10:13

1:5:9:13

1:8:3:10:5:12:7:2:9:4:11:6:1

1:6:11:4:9:2:7:12:5:10:3:8:1

Trumpet Diatonics

Major Pentatonic Scales

JC Heisler

The image displays 14 numbered musical exercises for trumpet, each representing a major pentatonic scale. Each exercise is written on a single staff in treble clef with a 4/4 time signature. The scales are: 1. C major, 2. D major, 3. E major, 4. F major, 5. G major, 6. A major, 7. B major, 8. C minor, 9. D minor, 10. E minor, 11. F minor, 12. G minor, 13. A minor, and 14. B minor. Each exercise consists of an ascending and a descending scale, with a repeat sign at the end of each line. The notes are beamed in groups of four, and a slur is placed under the entire scale. The key signature and starting note for each exercise are indicated by a sharp or flat symbol at the beginning of the staff.

15 16

Two musical staves. The first staff contains measures 15 and 16. Measure 15 is in G major (one sharp) and contains a sequence of eighth notes: G4, A4, B4, C5, B4, A4, G4, F4, E4, D4, C4, B3, A3, G3, F3, E3, D3, C3, B2, A2, G2. Measure 16 is in G minor (two flats) and contains a similar sequence: G4, A4, B4, C5, B4, A4, G4, F4, E4, D4, C4, B3, A3, G3, F3, E3, D3, C3, B2, A2, G2. Both measures have a repeat sign at the end.

17 18

Two musical staves. The first staff contains measures 17 and 18. Measure 17 is in A major (two sharps) and contains a sequence of eighth notes: A4, B4, C5, B4, A4, G4, F4, E4, D4, C4, B3, A3, G3, F3, E3, D3, C3, B2, A2, G2, F2, E2, D2, C2, B1, A1, G1. Measure 18 is in A minor (no sharps or flats) and contains a similar sequence: A4, B4, C5, B4, A4, G4, F4, E4, D4, C4, B3, A3, G3, F3, E3, D3, C3, B2, A2, G2, F2, E2, D2, C2, B1, A1, G1. Both measures have a repeat sign at the end.

19 20

Two musical staves. The first staff contains measures 19 and 20. Measure 19 is in B major (three sharps) and contains a sequence of eighth notes: B4, C5, D5, C5, B4, A4, G4, F4, E4, D4, C4, B3, A3, G3, F3, E3, D3, C3, B2, A2, G2, F2, E2, D2, C2, B1, A1, G1. Measure 20 is in B minor (two sharps) and contains a similar sequence: B4, C5, D5, C5, B4, A4, G4, F4, E4, D4, C4, B3, A3, G3, F3, E3, D3, C3, B2, A2, G2, F2, E2, D2, C2, B1, A1, G1. Both measures have a repeat sign at the end.

21 22

Two musical staves. The first staff contains measures 21 and 22. Measure 21 is in C major (no sharps or flats) and contains a sequence of eighth notes: C5, D5, E5, D5, C5, B4, A4, G4, F4, E4, D4, C4, B3, A3, G3, F3, E3, D3, C3, B2, A2, G2, F2, E2, D2, C2, B1, A1, G1. Measure 22 is in C minor (no sharps or flats) and contains a similar sequence: C5, D5, E5, D5, C5, B4, A4, G4, F4, E4, D4, C4, B3, A3, G3, F3, E3, D3, C3, B2, A2, G2, F2, E2, D2, C2, B1, A1, G1. Both measures have a repeat sign at the end.

23 24

Two musical staves. The first staff contains measures 23 and 24. Measure 23 is in D major (two sharps) and contains a sequence of eighth notes: D5, E5, F5, E5, D5, C5, B4, A4, G4, F4, E4, D4, C4, B3, A3, G3, F3, E3, D3, C3, B2, A2, G2, F2, E2, D2, C2, B1, A1, G1. Measure 24 is in D minor (one sharp) and contains a similar sequence: D5, E5, F5, E5, D5, C5, B4, A4, G4, F4, E4, D4, C4, B3, A3, G3, F3, E3, D3, C3, B2, A2, G2, F2, E2, D2, C2, B1, A1, G1. Both measures have a repeat sign at the end.

25 26

Two musical staves. The first staff contains measures 25 and 26. Measure 25 is in E major (three sharps) and contains a sequence of eighth notes: E5, F5, G5, F5, E5, D5, C5, B4, A4, G4, F4, E4, D4, C4, B3, A3, G3, F3, E3, D3, C3, B2, A2, G2, F2, E2, D2, C2, B1, A1, G1. Measure 26 is in E minor (two sharps) and contains a similar sequence: E5, F5, G5, F5, E5, D5, C5, B4, A4, G4, F4, E4, D4, C4, B3, A3, G3, F3, E3, D3, C3, B2, A2, G2, F2, E2, D2, C2, B1, A1, G1. Both measures have a repeat sign at the end.

27

One musical staff containing measure 27. It is in G major (one sharp) and contains a sequence of eighth notes: G4, A4, B4, C5, B4, A4, G4, F4, E4, D4, C4, B3, A3, G3, F3, E3, D3, C3, B2, A2, G2, F2, E2, D2, C2, B1, A1, G1. The measure has a slur over the notes and a repeat sign at the end.

Play as written and/or:

Odds, Evens

1:4:7:10:13

1:5:9:13

1:8:3:10:5:12:7:2:9:4:11:6:1

1:6:11:4:9:2:7:12:5:10:3:8:1

Trumpet Diatonics

Major Six Chords

JC Heisler

The image displays 14 numbered musical exercises for trumpet, arranged in two columns and seven rows. Each exercise is written on a single staff in treble clef with a 4/4 time signature. Exercises 1 through 14 are organized into pairs, with each pair sharing a common key signature. Exercises 1 and 2 are in G major. Exercises 3 and 4 are in D major. Exercises 5 and 6 are in C major. Exercises 7 and 8 are in F major. Exercises 9 and 10 are in B major. Exercises 11 and 12 are in E major. Exercises 13 and 14 are in A major. Each exercise consists of a sequence of eighth notes, often beamed in groups of four, followed by a whole note. The exercises are designed to cover the diatonic major six chords for each key.

15 16



17 18




19 20



21 22



23 24



25 26



27



Trumpet Diatonics

Major Six Diminished

Scales

Play as written and/or:

Odds, Evens

1:4:7:10:13

1:5:9:13

1:8:3:10:5:12:7:2:9:4:11:6:1

1:6:11:4:9:2:7:12:5:10:3:8:1

Barry Harris

① ②

③ ④

⑤ ⑥

⑦ ⑧

⑨ ⑩

⑪ ⑫

⑬ ⑭

15 16



17 18



19 20




21 22



23 24



25 26



27



Trumpet Diatonics

Major Seventh Chords

Play as written and/or:

Odds, Evens

1:4:7:10:13

1:5:9:13

1:8:3:10:5:12:7:2:9:4:11:6:1

1:6:11:4:9:2:7:12:5:10:3:8:1

JC Heisler

The image displays 14 numbered musical exercises for trumpet, arranged in two columns and seven rows. Each exercise is written on a single staff in treble clef with a 4/4 time signature. Exercises 1 and 2 are in G major. Exercises 3 and 4 are in F major. Exercises 5 and 6 are in B-flat major. Exercises 7 and 8 are in E-flat major. Exercises 9 and 10 are in D major. Exercises 11 and 12 are in A major. Exercises 13 and 14 are in G major. Each exercise consists of a sequence of eighth notes, often beamed in pairs, with a repeat sign at the end of the sequence. A whole rest follows each sequence. Exercises 1, 3, 5, 7, 9, 11, 13, and 14 feature a slur over the eighth notes. Exercises 2, 4, 6, 8, 10, 12, and 14 feature a slur under the eighth notes. The key signatures are indicated by sharps or flats at the beginning of each exercise's staff.

15 16



17 18




19 20




21 22



23 24



25 26



27



Trumpet Diatonics

Major Seventh Chords

First Inversion

Play as written and/or:

Odds, Evens

1:4:7:10:13

1:5:9:13

1:8:3:10:5:12:7:2:9:4:11:6:1

1:6:11:4:9:2:7:12:5:10:3:8:1

JC Heisler

The image displays 14 numbered musical exercises for trumpet, arranged in two columns and seven rows. Each exercise is written on a single staff in treble clef with a 4/4 time signature. Exercises 1 and 2 are in B-flat major. Exercises 3 and 4 are in E-flat major. Exercises 5 and 6 are in A major. Exercises 7 and 8 are in D major. Exercises 9 and 10 are in G major. Exercises 11 and 12 are in C major. Exercises 13 and 14 are in F major. Each exercise consists of a melodic line with eighth-note patterns, often spanning two measures and ending with a whole note chord. The exercises are numbered 1 through 14 in circles at the beginning of each line.

15 16

Exercise 15: Treble clef, B-flat major key signature. Sixteenth-note scale starting on G4, ascending to G5. Slur and repeat sign. Exercise 16: Treble clef, D major key signature. Sixteenth-note scale starting on D4, ascending to D5. Slur and repeat sign.

17 18

Exercise 17: Treble clef, B-flat major key signature. Sixteenth-note scale starting on G4, ascending to G5. Slur and repeat sign. Exercise 18: Treble clef, D major key signature. Sixteenth-note scale starting on D4, ascending to D5. Slur and repeat sign.

19 20

Exercise 19: Treble clef, D major key signature. Sixteenth-note scale starting on D4, ascending to D5. Slur and repeat sign. Exercise 20: Bass clef, B-flat major key signature. Sixteenth-note scale starting on G3, ascending to G4. Slur and repeat sign.

21 22

Exercise 21: Treble clef, D major key signature. Sixteenth-note scale starting on D4, ascending to D5. Slur and repeat sign. Exercise 22: Bass clef, B-flat major key signature. Sixteenth-note scale starting on G3, ascending to G4. Slur and repeat sign.

23 24

Exercise 23: Treble clef, D major key signature. Sixteenth-note scale starting on D4, ascending to D5. Slur and repeat sign. Exercise 24: Bass clef, B-flat major key signature. Sixteenth-note scale starting on G3, ascending to G4. Slur and repeat sign.

25 26

Exercise 25: Treble clef, B-flat major key signature. Sixteenth-note scale starting on G4, ascending to G5. Slur and repeat sign. Exercise 26: Treble clef, D major key signature. Sixteenth-note scale starting on D4, ascending to D5. Slur and repeat sign.

27

Exercise 27: Treble clef, B-flat major key signature. Sixteenth-note scale starting on G4, ascending to G5. Slur and repeat sign.

Trumpet Diatonics

Major Seventh Chords

Second Inversion

Play as written and/or:

Odds, Evens

1:4:7:10:13

1:5:9:13


1:8:3:10:5:12:7:2:9:4:11:6:1

1:6:11:4:9:2:7:12:5:10:3:8:1

JC Heisler

The musical score consists of 14 numbered exercises, each presented on a single staff in 4/4 time. Each exercise is a diatonic scale in the second inversion of a major seventh chord. The exercises are arranged in pairs, with the first exercise of each pair in a major key and the second in its relative minor key. Exercises 1-6 are in 4/4 time, while exercises 7-14 are in 3/4 time. Each exercise begins with a circled number and a key signature symbol. The scales are written as eighth-note runs, with a repeat sign at the end of each line. A fermata is placed over the final note of each scale. Exercises 1, 2, 3, 4, 5, and 6 are in 4/4 time. Exercises 7, 8, 9, 10, 11, 12, 13, and 14 are in 3/4 time.


15 16




17 18




19 20




21 22



23 24



25 26



27



Trumpet Diatonics

Major Seventh Chords

Third Inversion

Play as written and/or:

Odds, Evens

1:4:7:10:13

1:5:9:13

1:8:3:10:5:12:7:2:9:4:11:6:1

1:6:11:4:9:2:7:12:5:10:3:8:1

JC Heisler

The image displays 14 numbered musical exercises for trumpet, arranged in two columns and seven rows. Each exercise is written on a single staff in 4/4 time. Exercises 1-14 are organized as follows:

- Exercise 1: Treble clef, key signature of two flats (Bb, Eb), starting on G4. Ascending eighth-note scale: G4-A4-Bb4-C5, followed by descending eighth-note scale: C5-Bb4-A4-G4.
- Exercise 2: Treble clef, key signature of one flat (Fb), starting on F4. Ascending eighth-note scale: F4-G4-Ab4-Bb4, followed by descending eighth-note scale: Bb4-Ab4-G4-F4.
- Exercise 3: Treble clef, key signature of three flats (Bbb, Ebb, Abb), starting on E4. Ascending eighth-note scale: E4-F4-G4-Ab4, followed by descending eighth-note scale: Ab4-G4-F4-E4.
- Exercise 4: Bass clef, key signature of two flats (Bb, Eb), starting on G3. Ascending eighth-note scale: G3-A3-Bb3-C4, followed by descending eighth-note scale: C4-Bb3-A3-G3.
- Exercise 5: Treble clef, key signature of three sharps (F#, C#, G#), starting on F#4. Ascending eighth-note scale: F#4-G#4-A#4-B4, followed by descending eighth-note scale: B4-A#4-G#4-F#4.
- Exercise 6: Bass clef, key signature of two flats (Bb, Eb), starting on G3. Ascending eighth-note scale: G3-A3-Bb3-C4, followed by descending eighth-note scale: C4-Bb3-A3-G3.
- Exercise 7: Treble clef, key signature of two sharps (F#, C#), starting on F#4. Ascending eighth-note scale: F#4-G#4-A#4-B4, followed by descending eighth-note scale: B4-A#4-G#4-F#4.
- Exercise 8: Bass clef, key signature of three flats (Bbb, Ebb, Abb), starting on E3. Ascending eighth-note scale: E3-F3-G3-Ab3, followed by descending eighth-note scale: Ab3-G3-F3-E3.
- Exercise 9: Treble clef, key signature of one flat (Bb), starting on Bb4. Ascending eighth-note scale: Bb4-C5-D5-E5, followed by descending eighth-note scale: E5-D5-C5-Bb4.
- Exercise 10: Treble clef, key signature of three sharps (F#, C#, G#), starting on F#4. Ascending eighth-note scale: F#4-G#4-A#4-B4, followed by descending eighth-note scale: B4-A#4-G#4-F#4.
- Exercise 11: Treble clef, key signature of two flats (Bb, Eb), starting on Bb4. Ascending eighth-note scale: Bb4-C5-D5-E5, followed by descending eighth-note scale: E5-D5-C5-Bb4.
- Exercise 12: Treble clef, key signature of three sharps (F#, C#, G#), starting on F#4. Ascending eighth-note scale: F#4-G#4-A#4-B4, followed by descending eighth-note scale: B4-A#4-G#4-F#4.
- Exercise 13: Treble clef, key signature of two flats (Bb, Eb), starting on Bb4. Ascending eighth-note scale: Bb4-C5-D5-E5, followed by descending eighth-note scale: E5-D5-C5-Bb4.
- Exercise 14: Treble clef, key signature of one flat (Bb), starting on Bb4. Ascending eighth-note scale: Bb4-C5-D5-E5, followed by descending eighth-note scale: E5-D5-C5-Bb4.

15 16

Musical notation for measures 15 and 16. Measure 15 is in B-flat major (two flats) and measure 16 is in D major (two sharps). Both measures feature a sixteenth-note scale with a slur and repeat sign.

17 18

Musical notation for measures 17 and 18. Measure 17 is in B-flat major (two flats) and measure 18 is in D major (two sharps). Both measures feature a sixteenth-note scale with a slur and repeat sign.

19 20

Musical notation for measures 19 and 20. Measure 19 is in B-flat major (two flats) and measure 20 is in B-flat major (two flats). Both measures feature a sixteenth-note scale with a slur and repeat sign.

21 22

Musical notation for measures 21 and 22. Measure 21 is in D major (two sharps) and measure 22 is in B-flat major (two flats). Both measures feature a sixteenth-note scale with a slur and repeat sign.

23 24

Musical notation for measures 23 and 24. Measure 23 is in D major (two sharps) and measure 24 is in B-flat major (two flats). Both measures feature a sixteenth-note scale with a slur and repeat sign.

25 26

Musical notation for measures 25 and 26. Measure 25 is in B-flat major (two flats) and measure 26 is in D major (two sharps). Both measures feature a sixteenth-note scale with a slur and repeat sign.

27

Musical notation for measure 27. Measure 27 is in B-flat major (two flats) and features a sixteenth-note scale with a slur and repeat sign.

Book of Major
Trumpet Diatonics ©

Chapter Four

By JC Heisler

Full Major Scale

Pattern 1

JC Heisler



①

The first system of musical notation for Pattern 1 is in C major and 4/4 time. It consists of four staves of music, each containing a melodic line with a slur over it. The notes are: C4, D4, E4, F4, G4, A4, B4, C5, B4, A4, G4, F4, E4, D4, C4. The first staff starts with a circled '1' above the first measure.

②

The second system of musical notation for Pattern 1 is in F# major and 4/4 time. It consists of four staves of music, each containing a melodic line with a slur over it. The notes are: F#4, G#4, A#4, B4, C5, B4, A#4, G#4, F#4, E#4, D#4, C#4, B4, A#4, G#4, F#4. The first staff starts with a circled '2' above the first measure.

③




④




⑤




⑥




⑦




⑧



9




10



11



12



13

Exercise 13 is a four-staff musical piece in 4/4 time with a key signature of one flat (B-flat major). Each staff contains a melodic line with a long slur over the entire phrase. The first staff begins with a circled '13'. The music consists of eighth and sixteenth notes, with some triplets and slurs. The fourth staff concludes with a whole rest.

14

Exercise 14 is a four-staff musical piece in 4/4 time with a key signature of three sharps (F# major). Each staff contains a melodic line with a long slur over the entire phrase. The first staff begins with a circled '14'. The music consists of eighth and sixteenth notes, with some triplets and slurs. The fourth staff concludes with a whole rest.

15

The musical score consists of four staves of music in 4/4 time with a key signature of one sharp (F#). The music is a continuous melodic line with a long slur over the entire piece. The first staff starts with a circled '15'. The piece ends with a double bar line on the fourth staff.

Full Major Scale

Pattern 2

JC Heisler


①

②

③



④




⑤



⑥






⑦



⑧



9





10



11



12



13

Exercise 13 is a four-staff musical piece in 4/4 time with a key signature of one flat (B-flat major). The first staff begins with a circled number '13'. The music consists of continuous eighth-note patterns across all four staves, with a long slur spanning the entire duration. The first staff contains two measures, the second and third staves each contain four measures, and the fourth staff contains two measures, ending with a whole rest.

14

Exercise 14 is a four-staff musical piece in 4/4 time with a key signature of three sharps (F# major). The first staff begins with a circled number '14'. The music consists of continuous eighth-note patterns across all four staves, with a long slur spanning the entire duration. The first staff contains two measures, the second and third staves each contain four measures, and the fourth staff contains two measures, ending with a whole rest.

15



Full Major Scale

Pattern 3

JC Heisler

①

Musical notation for Pattern 1: C major scale in 4/4 time, starting on C4. The scale is written across four staves, each containing a four-measure phrase. The notes are: C4-D4-E4-F4 (measures 1-2), F4-G4-A4-B4 (measures 3-4), B4-A4-G4-F4 (measures 1-2), F4-E4-D4-C4 (measures 3-4). A large slur covers the entire piece.

②

Musical notation for Pattern 2: F# major scale in 4/4 time, starting on F#4. The scale is written across four staves, each containing a four-measure phrase. The notes are: F#4-G#4-A#4-B#4 (measures 1-2), B#4-A#4-G#4-F#4 (measures 3-4), A#4-G#4-F#4-E#4 (measures 1-2), E#4-D#4-C#4-F#4 (measures 3-4). A large slur covers the entire piece.

③




④





⑤



⑥




⑦



⑧




9





10



11



12




13

Exercise 13 is a four-staff musical piece in 4/4 time with a key signature of one flat (B-flat major). The first staff begins with a circled number '13'. The music consists of continuous eighth-note patterns across all four staves, with a long slur spanning the entire duration of the exercise.

14

Exercise 14 is a four-staff musical piece in 4/4 time with a key signature of three sharps (F# major). The first staff begins with a circled number '14'. The music consists of continuous eighth-note patterns across all four staves, with a long slur spanning the entire duration of the exercise.

15



Full Major Scale

Pattern 4

JC Heisler


①

②

③



④



⑤




⑥





⑦




⑧



9



10



11

Exercise 11 is a four-staff musical piece in 4/4 time with a key signature of two flats (B-flat and E-flat). The first staff begins with a circled number '11'. The music consists of continuous eighth-note patterns across all four staves, with a long slur spanning the entire duration. The first two staves feature a steady eighth-note rhythm. The third staff introduces a more complex rhythmic pattern with some beamed eighth notes. The fourth staff concludes the exercise with a final eighth-note run followed by a whole rest.

12

Exercise 12 is a four-staff musical piece in 4/4 time with a key signature of three sharps (F#, C#, G#). The first staff begins with a circled number '12'. The music consists of continuous eighth-note patterns across all four staves, with a long slur spanning the entire duration. The first two staves feature a steady eighth-note rhythm. The third staff introduces a more complex rhythmic pattern with some beamed eighth notes. The fourth staff concludes the exercise with a final eighth-note run followed by a whole rest.

13

Exercise 13 is a four-staff musical piece in 4/4 time with a key signature of one flat (B-flat major). The first staff begins with a circled number '13'. The music consists of continuous eighth-note patterns across all four staves, with a long slur spanning the entire duration. The first two staves feature a steady eighth-note rhythm. The third staff introduces a more complex rhythmic pattern with some beamed eighth notes. The fourth staff concludes with a final eighth-note run followed by a whole rest.


14

Exercise 14 is a four-staff musical piece in 4/4 time with a key signature of three sharps (F# major). The first staff begins with a circled number '14'. The music consists of continuous eighth-note patterns across all four staves, with a long slur spanning the entire duration. The first two staves feature a steady eighth-note rhythm. The third staff introduces a more complex rhythmic pattern with some beamed eighth notes. The fourth staff concludes with a final eighth-note run followed by a whole rest.

15

The image displays a musical exercise consisting of four staves of music. The music is written in a treble clef with a key signature of one sharp (F#) and a 4/4 time signature. A circled number '15' is positioned at the top left of the first staff. A large, horizontal slur spans across all four staves, indicating that the entire exercise is to be played as a single, continuous melodic line. The first staff begins with a treble clef, a sharp sign, and a 4/4 time signature. The melody is composed of eighth and sixteenth notes, with some triplets and slurs. The second staff continues the melodic line. The third staff shows a change in rhythm with some eighth-note patterns. The fourth staff concludes the exercise with a final note and a double bar line.

TRUMPET DIATONICS



JC HEISLER